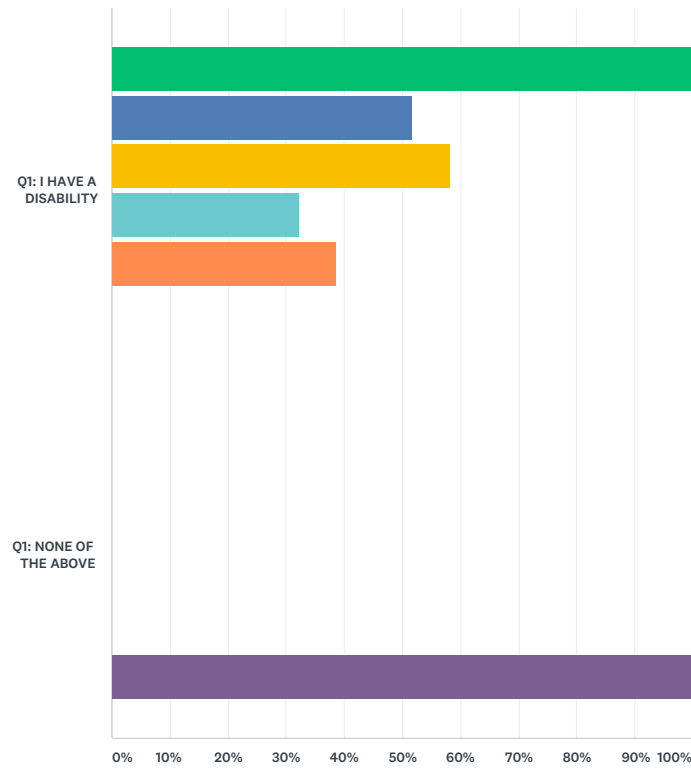


Q1 Please check all that apply to you.

Answered: 73 Skipped: 0

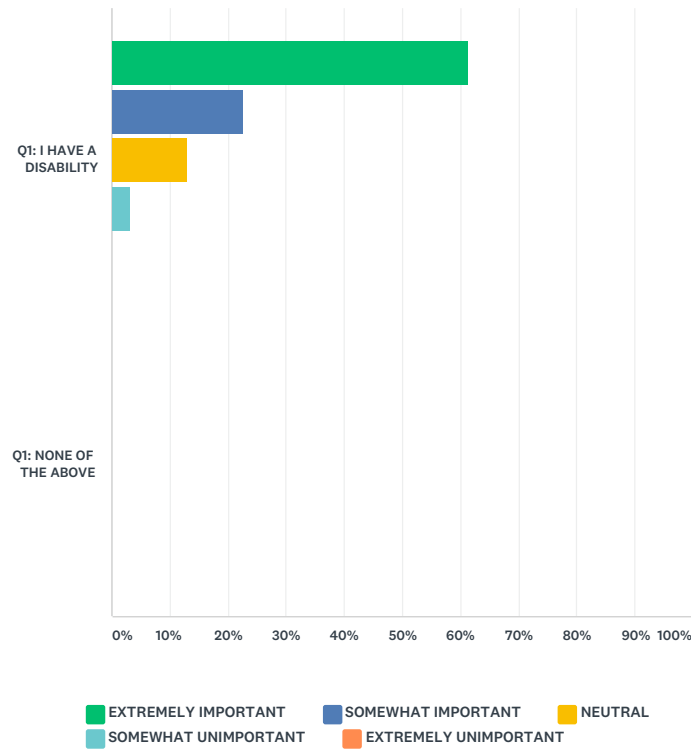


- I HAVE A DISABILITY
- I HAVE A CLOSE FAMILY MEMBER WITH A DISABILITY
- I HAVE A CLOSE FRIEND WITH A DISABILITY
- I WORK PROFESSIONALLY ON BEHALF OF PEOPLE WITH DISABILITIES
- I AM A VOLUNTEER FOR DISABILITY CAUSES
- NONE OF THE ABOVE

	I HAVE A DISABILITY	I HAVE A CLOSE FAMILY MEMBER WITH A DISABILITY	I HAVE A CLOSE FRIEND WITH A DISABILITY	I WORK PROFESSIONALLY ON BEHALF OF PEOPLE WITH DISABILITIES	I AM A VOLUNTEER FOR DISABILITY CAUSES	NONE OF THE ABOVE	TOTAL
Q1: I HAVE A DISABILITY	100.00% 31	51.61% 16	58.06% 18	32.26% 10	38.71% 12	0.00% 0	119.18% 87
Q1: NONE OF THE ABOVE	0.00% 0	0.00% 0	0.00% 0	0.00% 0	0.00% 0	100.00% 42	57.53% 42
Total Respondents	31	16	18	10	12	42	73

Q2 How important is having a job to your happiness?

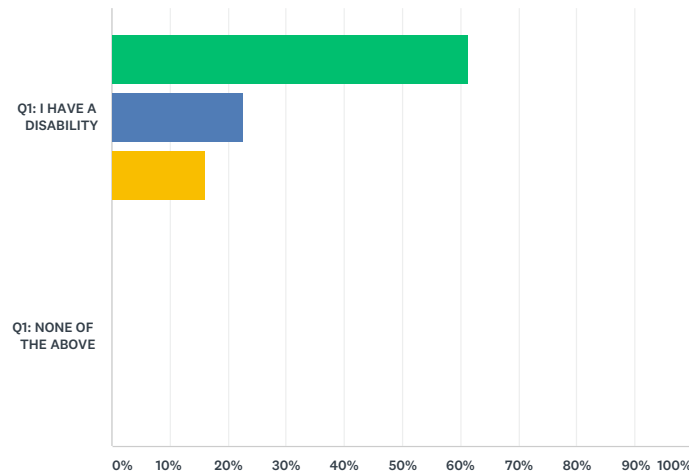
Answered: 31 Skipped: 42



	EXTREMELY IMPORTANT	SOMEWHAT IMPORTANT	NEUTRAL	SOMEWHAT UNIMPORTANT	EXTREMELY UNIMPORTANT	TOTAL
Q1: I HAVE A DISABILITY	61.29% 19	22.58% 7	12.90% 4	3.23% 1	0.00% 0	100.00% 31
Q1: NONE OF THE ABOVE	0.00% 0	0.00% 0	0.00% 0	0.00% 0	0.00% 0	0.00% 0
Total Respondents	19	7	4	1	0	31

Q3 Which is more important to you?

Answered: 31 Skipped: 42

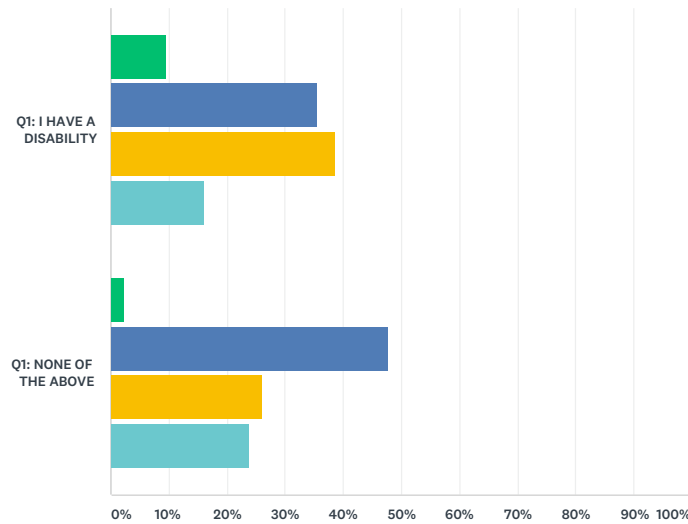


- THAT I FIND/HAVE A JOB AND CAN BE INDEPENDENT
- THAT THERE IS A GOVERNMENT SAFETY NET OF BENEFITS SO THAT I WILL BE TAKEN CARE OF
- I REALLY DON'T KNOW

	THAT I FIND/HAVE A JOB AND CAN BE INDEPENDENT	THAT THERE IS A GOVERNMENT SAFETY NET OF BENEFITS SO THAT I WILL BE TAKEN CARE OF	I REALLY DON'T KNOW	TOTAL
Q1: I HAVE A DISABILITY	61.29% 19	22.58% 7	16.13% 5	100.00% 31
Q1: NONE OF THE ABOVE	0.00% 0	0.00% 0	0.00% 0	0.00% 0
Total Respondents	19	7	5	31

Q4 Which is currently most important to you?

Answered: 73 Skipped: 0



- Increasing inclusion of people with disabilities in faith based organizations and insti
- Protecting access to healthcare, Medicaid and SSDI for people with disabilities
- Enabling people with disabilities to get the education and jobs they need to succeed
- Fighting stigmas that undermine and limit people with disabilities

	INCREASING INCLUSION OF PEOPLE WITH DISABILITIES IN FAITH BASED ORGANIZATIONS AND INSTITUTIONS	PROTECTING ACCESS TO HEALTHCARE, MEDICAID AND SSDI FOR PEOPLE WITH DISABILITIES	ENABLING PEOPLE WITH DISABILITIES TO GET THE EDUCATION AND JOBS THEY NEED TO SUCCEED	FIGHTING STIGMAS THAT UNDERMINE AND LIMIT PEOPLE WITH DISABILITIES	TOTAL
Q1: I HAVE A DISABILITY	9.68% 3	35.48% 11	38.71% 12	16.13% 5	42.47% 31
Q1: NONE OF THE ABOVE	2.38% 1	47.62% 20	26.19% 11	23.81% 10	57.53% 42
Total Respondents	4	31	23	15	73

Q5 What is your religious affiliation?

Answered: 73 Skipped: 0

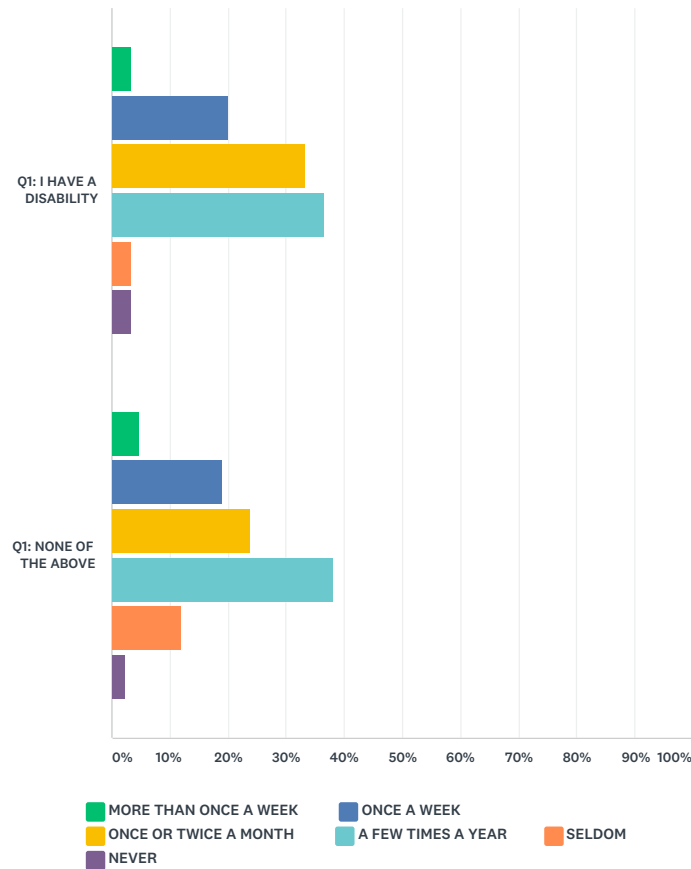


■ PROTESTANT CHRISTIAN ■ ROMAN CATHOLIC
■ EVANGELICAL CHRISTIAN ■ JEWISH ■ MUSLIM ■ HINDU
■ BUDDHIST ■ NO RELIGION ■ Other (please specify)

	PROTESTANT CHRISTIAN	ROMAN CATHOLIC	EVANGELICAL CHRISTIAN	JEWISH	MUSLIM	HINDU	BUDDHIST	NO RELIGION	OTHER (PLEASE SPECIFY)	TOTAL
Q1: I HAVE A DISABILITY	0.00% 0	0.00% 0	0.00% 0	100.00% 31	0.00% 0	0.00% 0	0.00% 0	0.00% 0	0.00% 0	42.47% 31
Q1: NONE OF THE ABOVE	0.00% 0	0.00% 0	0.00% 0	100.00% 42	0.00% 0	0.00% 0	0.00% 0	0.00% 0	0.00% 0	57.53% 42
Total Respondents	0	0	0	73	0	0	0	0	0	73

Q6 Aside from weddings and funerals, how often do you attend religious services?

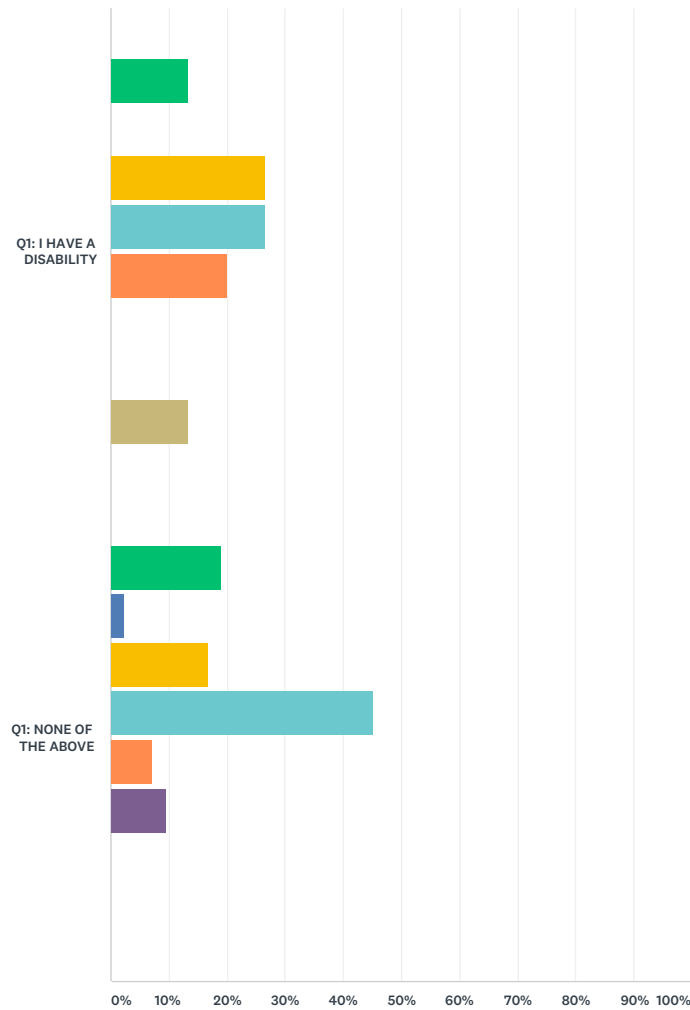
Answered: 72 Skipped: 1



	MORE THAN ONCE A WEEK	ONCE A WEEK	ONCE OR TWICE A MONTH	A FEW TIMES A YEAR	SELDOM	NEVER	TOTAL
Q1: I HAVE A DISABILITY	3.33% 1	20.00% 6	33.33% 10	36.67% 11	3.33% 1	3.33% 1	41.67% 30
Q1: NONE OF THE ABOVE	4.76% 2	19.05% 8	23.81% 10	38.10% 16	11.90% 5	2.38% 1	58.33% 42
Total Respondents	3	14	20	27	6	2	72

Q7 Would you describe yourself as ...

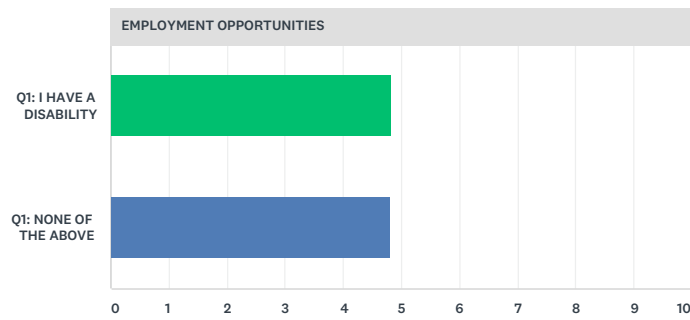
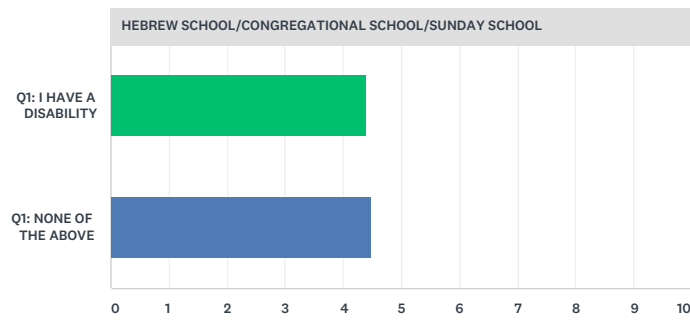
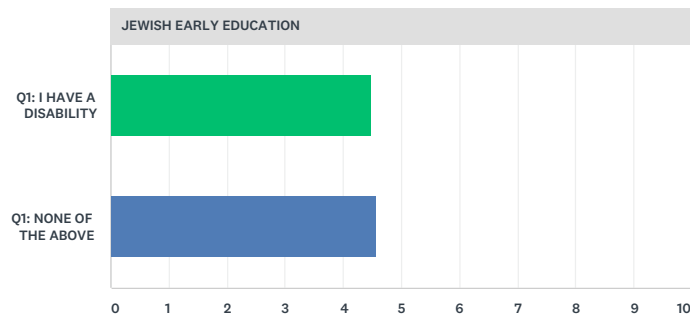
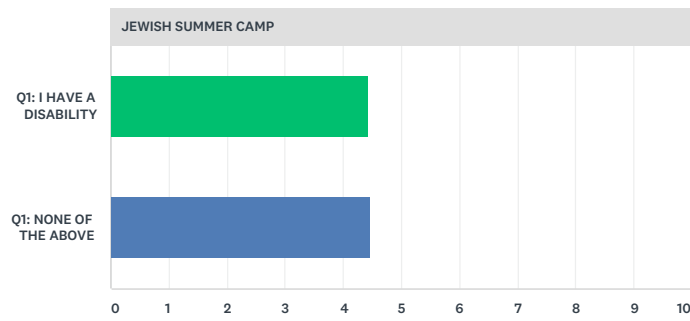
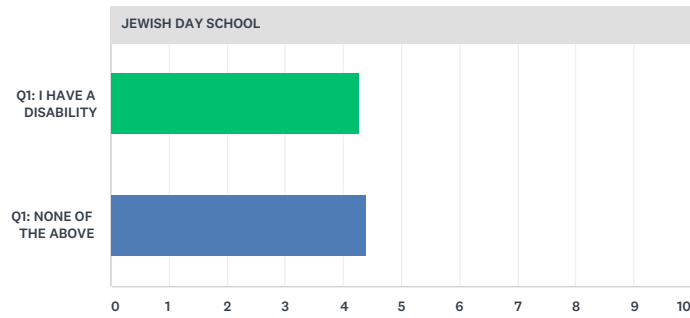
Answered: 72 Skipped: 1

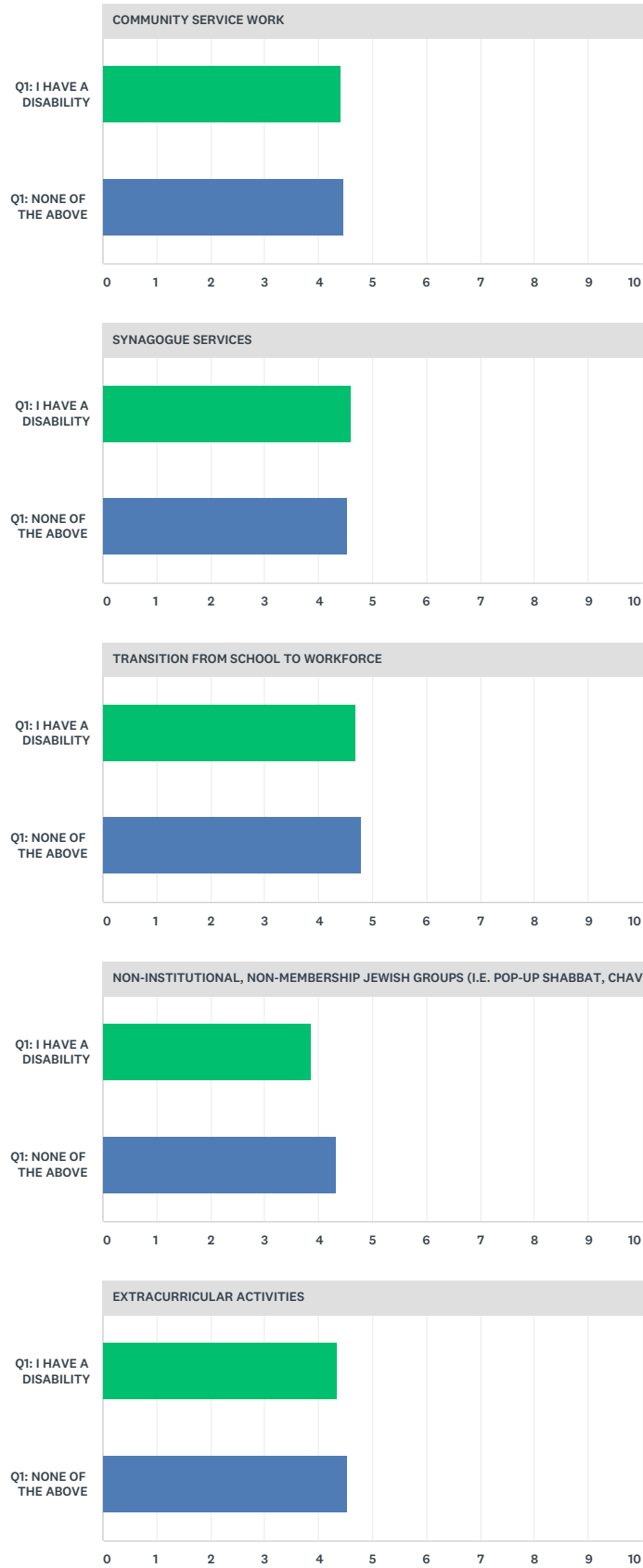


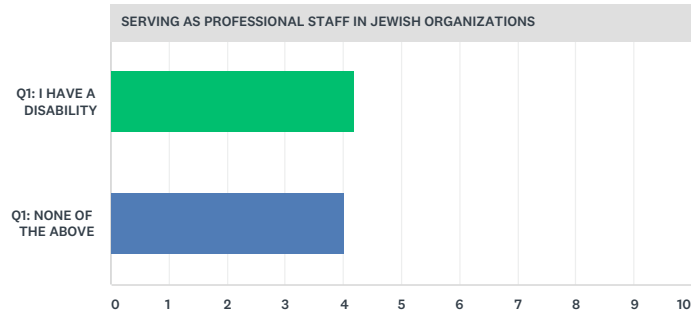
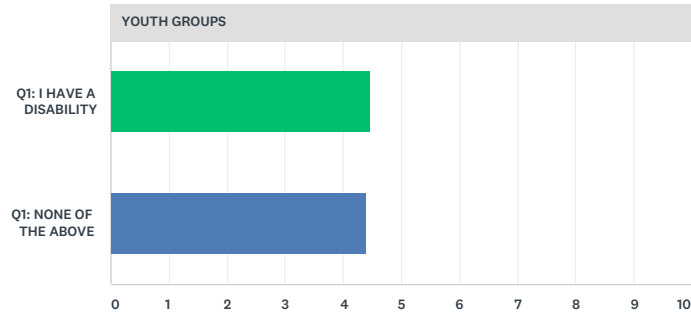
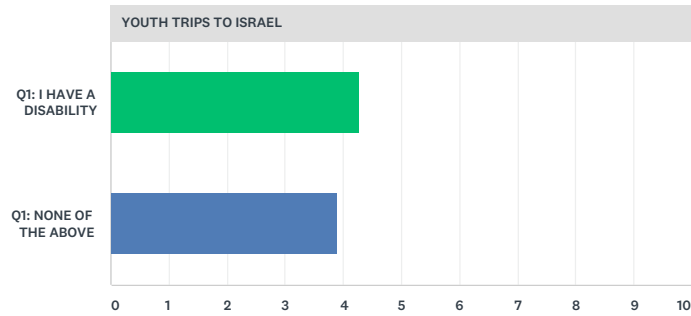
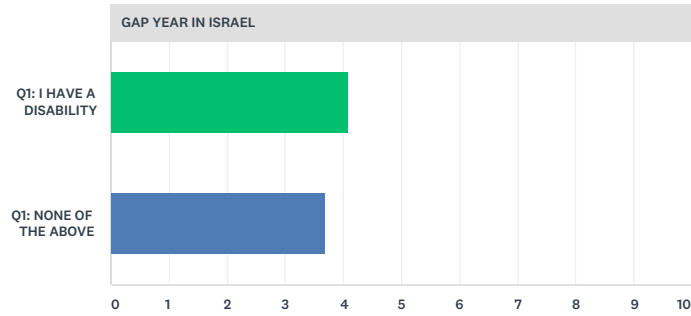
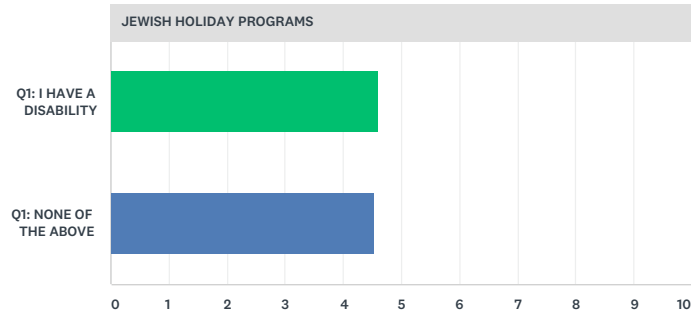
	JUST JEWISH/CULTURALLY JEWISH	RECONSTRUCTIONIST	REFORM	CONSERVATIVE	MODERN ORTHODOX	ORTHODOX	CHABAD	OTHER	TOTAL
Q1: I HAVE A DISABILITY	13.33% 4	0.00% 0	26.67% 8	26.67% 8	20.00% 6	0.00% 0	0.00% 0	13.33% 4	41.67% 30
Q1: NONE OF THE ABOVE	19.05% 8	2.38% 1	16.67% 7	45.24% 19	7.14% 3	9.52% 4	0.00% 0	0.00% 0	58.33% 42
Total Respondents	12	1	15	27	9	4	0	4	72

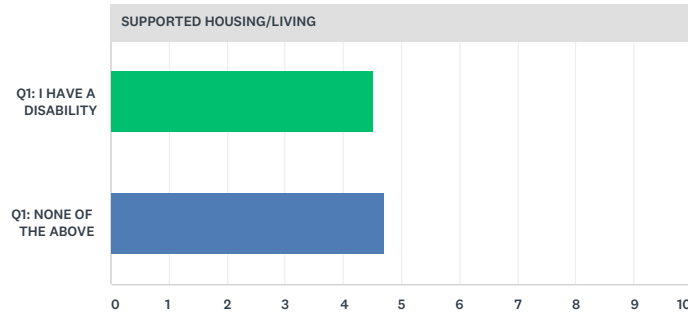
Q8 Please rate how important it is for Jewish people with disabilities to be able to attend and fully participate in each of the following:

Answered: 73 Skipped: 0







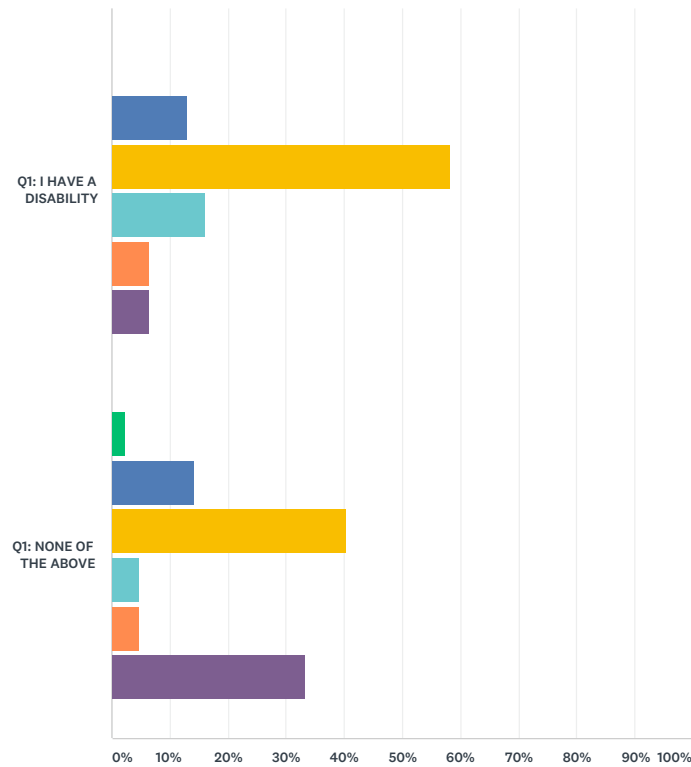


JEWISH DAY SCHOOL							
	EXTREMELY IMPORTANT	VERY IMPORTANT	SOMEWHAT IMPORTANT	NOT SO IMPORTANT	NOT AT ALL IMPORTANT	TOTAL	WEIGHTED AVERAGE
Q1: I HAVE A DISABILITY	45.16% 14	41.94% 13	6.45% 2	6.45% 2	0.00% 0	42.47% 31	4.26
Q1: NONE OF THE ABOVE	54.76% 23	30.95% 13	14.29% 6	0.00% 0	0.00% 0	57.53% 42	4.40
JEWISH SUMMER CAMP							
	EXTREMELY IMPORTANT	VERY IMPORTANT	SOMEWHAT IMPORTANT	NOT SO IMPORTANT	NOT AT ALL IMPORTANT	TOTAL	WEIGHTED AVERAGE
Q1: I HAVE A DISABILITY	63.33% 19	23.33% 7	6.67% 2	6.67% 2	0.00% 0	41.10% 30	4.43
Q1: NONE OF THE ABOVE	59.52% 25	28.57% 12	9.52% 4	2.38% 1	0.00% 0	57.53% 42	4.45
JEWISH EARLY EDUCATION							
	EXTREMELY IMPORTANT	VERY IMPORTANT	SOMEWHAT IMPORTANT	NOT SO IMPORTANT	NOT AT ALL IMPORTANT	TOTAL	WEIGHTED AVERAGE
Q1: I HAVE A DISABILITY	60.00% 18	30.00% 9	6.67% 2	3.33% 1	0.00% 0	41.10% 30	4.47
Q1: NONE OF THE ABOVE	64.29% 27	28.57% 12	7.14% 3	0.00% 0	0.00% 0	57.53% 42	4.57
HEBREW SCHOOL/CONGREGATIONAL SCHOOL/SUNDAY SCHOOL							
	EXTREMELY IMPORTANT	VERY IMPORTANT	SOMEWHAT IMPORTANT	NOT SO IMPORTANT	NOT AT ALL IMPORTANT	TOTAL	WEIGHTED AVERAGE
Q1: I HAVE A DISABILITY	64.52% 20	19.35% 6	9.68% 3	3.23% 1	3.23% 1	42.47% 31	4.39
Q1: NONE OF THE ABOVE	61.90% 26	28.57% 12	7.14% 3	0.00% 0	2.38% 1	57.53% 42	4.48
EMPLOYMENT OPPORTUNITIES							
	EXTREMELY IMPORTANT	VERY IMPORTANT	SOMEWHAT IMPORTANT	NOT SO IMPORTANT	NOT AT ALL IMPORTANT	TOTAL	WEIGHTED AVERAGE
Q1: I HAVE A DISABILITY	83.87% 26	16.13% 5	0.00% 0	0.00% 0	0.00% 0	42.47% 31	4.84
Q1: NONE OF THE ABOVE	83.33% 35	14.29% 6	2.38% 1	0.00% 0	0.00% 0	57.53% 42	4.81
COMMUNITY SERVICE WORK							
	EXTREMELY IMPORTANT	VERY IMPORTANT	SOMEWHAT IMPORTANT	NOT SO IMPORTANT	NOT AT ALL IMPORTANT	TOTAL	WEIGHTED AVERAGE
Q1: I HAVE A DISABILITY	61.29% 19	25.81% 8	6.45% 2	6.45% 2	0.00% 0	42.47% 31	4.42
Q1: NONE OF THE ABOVE	56.10% 23	34.15% 14	9.76% 4	0.00% 0	0.00% 0	56.16% 41	4.46
SYNAGOGUE SERVICES							
	EXTREMELY IMPORTANT	VERY IMPORTANT	SOMEWHAT IMPORTANT	NOT SO IMPORTANT	NOT AT ALL IMPORTANT	TOTAL	WEIGHTED AVERAGE
Q1: I HAVE A DISABILITY	70.00% 21	23.33% 7	3.33% 1	3.33% 1	0.00% 0	41.10% 30	4.60
Q1: NONE OF THE ABOVE	64.29% 27	26.19% 11	9.52% 4	0.00% 0	0.00% 0	57.53% 42	4.55
TRANSITION FROM SCHOOL TO WORKFORCE							
	EXTREMELY IMPORTANT	VERY IMPORTANT	SOMEWHAT IMPORTANT	NOT SO IMPORTANT	NOT AT ALL IMPORTANT	TOTAL	WEIGHTED AVERAGE
Q1: I HAVE A DISABILITY	75.86% 22	17.24% 5	6.90% 2	0.00% 0	0.00% 0	39.73% 29	4.69
Q1: NONE OF THE ABOVE	80.95% 34	16.67% 7	2.38% 1	0.00% 0	0.00% 0	57.53% 42	4.79
NON-INSTITUTIONAL, NON-MEMBERSHIP JEWISH GROUPS (I.E. POP-UP SHABBAT, CHAVURAHs)							
	EXTREMELY IMPORTANT	VERY IMPORTANT	SOMEWHAT IMPORTANT	NOT SO IMPORTANT	NOT AT ALL IMPORTANT	TOTAL	WEIGHTED AVERAGE
Q1: I HAVE A DISABILITY	41.94% 13	29.03% 9	9.68% 3	12.90% 4	6.45% 2	42.47% 31	3.87

Q1: NONE OF THE ABOVE	47.62%	38.10%	14.29%	0.00%	0.00%	57.53%	
	20	16	6	0	0	42	4.33
EXTRACURRICULAR ACTIVITIES							
	EXTREMELY IMPORTANT	VERY IMPORTANT	SOMEWHAT IMPORTANT	NOT SO IMPORTANT	NOT AT ALL IMPORTANT	TOTAL	WEIGHTED AVERAGE
Q1: I HAVE A DISABILITY	51.61%	35.48%	9.68%	3.23%	0.00%	42.47%	
	16	11	3	1	0	31	4.35
Q1: NONE OF THE ABOVE	61.90%	30.95%	7.14%	0.00%	0.00%	57.53%	
	26	13	3	0	0	42	4.55
JEWISH HOLIDAY PROGRAMS							
	EXTREMELY IMPORTANT	VERY IMPORTANT	SOMEWHAT IMPORTANT	NOT SO IMPORTANT	NOT AT ALL IMPORTANT	TOTAL	WEIGHTED AVERAGE
Q1: I HAVE A DISABILITY	74.19%	16.13%	6.45%	3.23%	0.00%	42.47%	
	23	5	2	1	0	31	4.61
Q1: NONE OF THE ABOVE	61.90%	30.95%	7.14%	0.00%	0.00%	57.53%	
	26	13	3	0	0	42	4.55
GAP YEAR IN ISRAEL							
	EXTREMELY IMPORTANT	VERY IMPORTANT	SOMEWHAT IMPORTANT	NOT SO IMPORTANT	NOT AT ALL IMPORTANT	TOTAL	WEIGHTED AVERAGE
Q1: I HAVE A DISABILITY	40.00%	33.33%	20.00%	6.67%	0.00%	41.10%	
	12	10	6	2	0	30	4.07
Q1: NONE OF THE ABOVE	33.33%	23.81%	26.19%	11.90%	4.76%	57.53%	
	14	10	11	5	2	42	3.69
YOUTH TRIPS TO ISRAEL							
	EXTREMELY IMPORTANT	VERY IMPORTANT	SOMEWHAT IMPORTANT	NOT SO IMPORTANT	NOT AT ALL IMPORTANT	TOTAL	WEIGHTED AVERAGE
Q1: I HAVE A DISABILITY	51.61%	29.03%	12.90%	6.45%	0.00%	42.47%	
	16	9	4	2	0	31	4.26
Q1: NONE OF THE ABOVE	38.10%	23.81%	30.95%	4.76%	2.38%	57.53%	
	16	10	13	2	1	42	3.90
YOUTH GROUPS							
	EXTREMELY IMPORTANT	VERY IMPORTANT	SOMEWHAT IMPORTANT	NOT SO IMPORTANT	NOT AT ALL IMPORTANT	TOTAL	WEIGHTED AVERAGE
Q1: I HAVE A DISABILITY	61.29%	22.58%	16.13%	0.00%	0.00%	42.47%	
	19	7	5	0	0	31	4.45
Q1: NONE OF THE ABOVE	52.50%	35.00%	12.50%	0.00%	0.00%	54.79%	
	21	14	5	0	0	40	4.40
SERVING AS PROFESSIONAL STAFF IN JEWISH ORGANIZATIONS							
	EXTREMELY IMPORTANT	VERY IMPORTANT	SOMEWHAT IMPORTANT	NOT SO IMPORTANT	NOT AT ALL IMPORTANT	TOTAL	WEIGHTED AVERAGE
Q1: I HAVE A DISABILITY	54.84%	22.58%	12.90%	6.45%	3.23%	42.47%	
	17	7	4	2	1	31	4.19
Q1: NONE OF THE ABOVE	42.86%	26.19%	23.81%	4.76%	2.38%	57.53%	
	18	11	10	2	1	42	4.02
SUPPORTED HOUSING/LIVING							
	EXTREMELY IMPORTANT	VERY IMPORTANT	SOMEWHAT IMPORTANT	NOT SO IMPORTANT	NOT AT ALL IMPORTANT	TOTAL	WEIGHTED AVERAGE
Q1: I HAVE A DISABILITY	67.74%	16.13%	16.13%	0.00%	0.00%	42.47%	
	21	5	5	0	0	31	4.52
Q1: NONE OF THE ABOVE	76.19%	19.05%	4.76%	0.00%	0.00%	57.53%	
	32	8	2	0	0	42	4.71

Q9 Overall, how well is the Jewish community doing at including people with disabilities in those activities?

Answered: 73 Skipped: 0

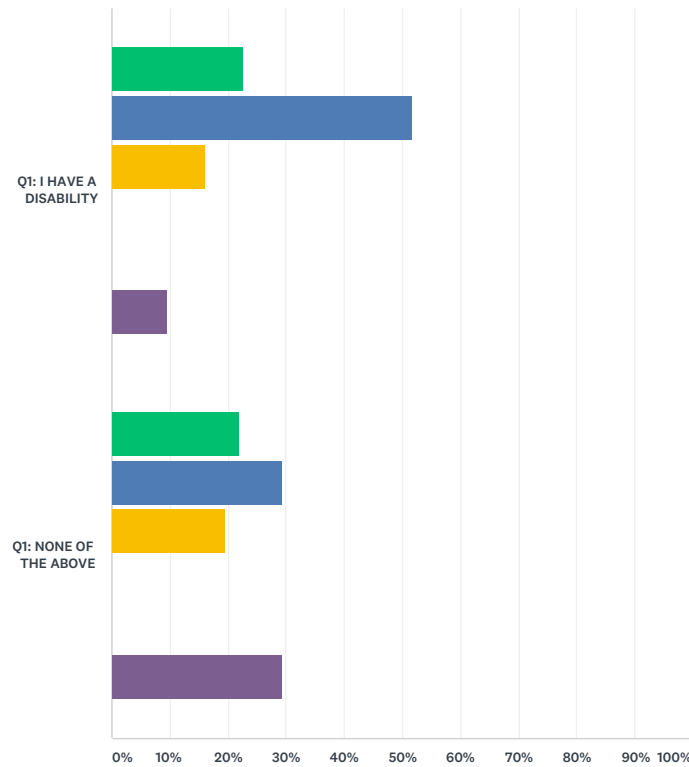


Extremely Well Very Well Somewhat Well Not So Well
Not At All Well I Do Not Know

	EXTREMELY WELL	VERY WELL	SOMEWHAT WELL	NOT SO WELL	NOT AT ALL WELL	I DO NOT KNOW	TOTAL
Q1: I HAVE A DISABILITY	0.00% 0	12.90% 4	58.06% 18	16.13% 5	6.45% 2	6.45% 2	42.47% 31
Q1: NONE OF THE ABOVE	2.38% 1	14.29% 6	40.48% 17	4.76% 2	4.76% 2	33.33% 14	57.53% 42
Total Respondents	1	10	35	7	4	16	73

Q10 Compared to 5 years ago, how is the Jewish community at including people with disabilities?

Answered: 72 Skipped: 1

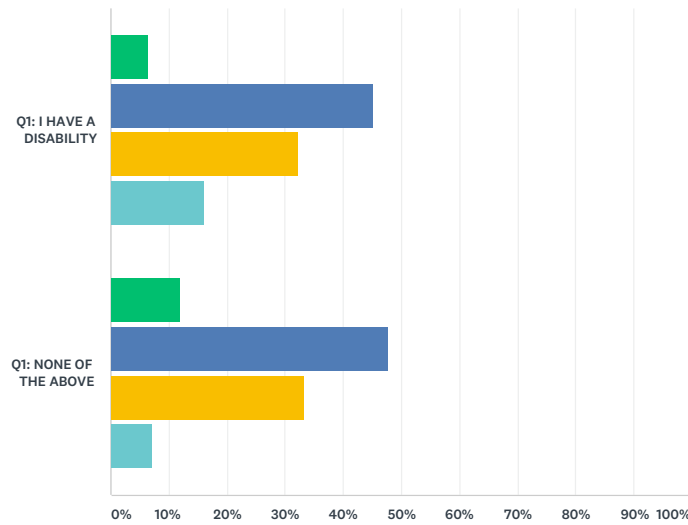


■ MUCH BETTER
 ■ A LITTLE BETTER
 ■ ABOUT THE SAME
■ SOMEWHAT WORSE
 ■ MUCH WORSE
 ■ I DON'T KNOW

	MUCH BETTER	A LITTLE BETTER	ABOUT THE SAME	SOMEWHAT WORSE	MUCH WORSE	I DON'T KNOW	TOTAL
Q1: I HAVE A DISABILITY	22.58% 7	51.61% 16	16.13% 5	0.00% 0	0.00% 0	9.68% 3	43.06% 31
Q1: NONE OF THE ABOVE	21.95% 9	29.27% 12	19.51% 8	0.00% 0	0.00% 0	29.27% 12	56.94% 41
Total Respondents	16	28	13	0	0	15	72

Q11 Which of the following do you think is the most convincing reason why inclusion of people with disabilities should be a more important priority for your faith community:

Answered: 73 Skipped: 0

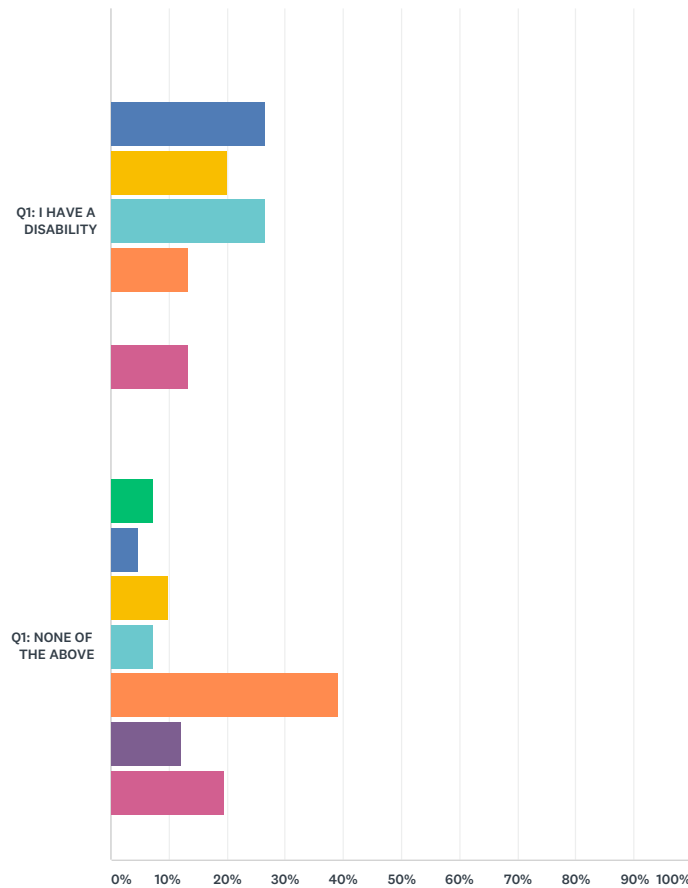


- THE TORAH TEACHES US THAT ALL JEWS ARE EQUAL, INCLUDING THOSE WITH DISABILITIES.
- WE ARE A STRONGER COMMUNITY WHEN WE LIVE UP TO OUR VALUES—WHEN WE ARE WELCOMING, DIVERSE, MORAL, AND RESPECT ONE ANOTHER. WE WANT OUR CHILDREN, PARENTS, GRANDPARENTS, AND OTHER FAMILY AND FRIENDS WITH DISABILITIES TO BE ABLE TO HAVE AN EQUAL OPPORTUNITY TO FULLY PARTICIPATE IN OUR COMMUNITY.
- JEWISH PEOPLE WITH DISABILITIES AND THEIR FAMILIES HAVE THE SAME HOPES AND DREAMS AS EVERYONE ELSE, EVEN IF THEY FACE DIFFERENT CHALLENGES. WE SHOULD ENSURE THAT EVERYONE KNOWS THAT THEIR PRESENCE AND PARTICIPATION IS WELCOME AND MEANINGFUL TO US ALL.
- THE JEWISH COMMUNITY NEEDS CONTINUITY AND EVERY JEW COUNTS. JUST LIKE WE WANT TO KEEP INTERFAITH FAMILIES, AND FAMILIES INSIDE THE JEWISH COMMUNITY, SO TO DO WE WANT TO KEEP JEWS WITH DISABILITIES INVOLVED AND INCLUDED IN OUR COMMUNITY.

	THE TORAH TEACHES US THAT ALL JEWS ARE EQUAL, INCLUDING THOSE WITH DISABILITIES. SOME OF OUR GREATEST LEADERS, INCLUDING MOSES, JACOB AND ISAAC HAD DISABILITIES.	WE ARE A STRONGER COMMUNITY WHEN WE LIVE UP TO OUR VALUES—WHEN WE ARE WELCOMING, DIVERSE, MORAL, AND RESPECT ONE ANOTHER. WE WANT OUR CHILDREN, PARENTS, GRANDPARENTS, AND OTHER FAMILY AND FRIENDS WITH DISABILITIES TO BE ABLE TO HAVE AN EQUAL OPPORTUNITY TO FULLY PARTICIPATE IN OUR COMMUNITY.	JEWISH PEOPLE WITH DISABILITIES AND THEIR FAMILIES HAVE THE SAME HOPES AND DREAMS AS EVERYONE ELSE, EVEN IF THEY FACE DIFFERENT CHALLENGES. WE SHOULD ENSURE THAT EVERYONE KNOWS THAT THEIR PRESENCE AND PARTICIPATION IS WELCOME AND MEANINGFUL TO US ALL.	THE JEWISH COMMUNITY NEEDS CONTINUITY AND EVERY JEW COUNTS. JUST LIKE WE WANT TO KEEP INTERFAITH FAMILIES, AND FAMILIES INSIDE THE JEWISH COMMUNITY, SO TO DO WE WANT TO KEEP JEWS WITH DISABILITIES INVOLVED AND INCLUDED IN OUR COMMUNITY.	TOTAL
Q1: I HAVE A DISABILITY	6.45% 2	45.16% 14	32.26% 10	16.13% 5	42.47% 31
Q1: NONE OF THE ABOVE	11.90% 5	47.62% 20	33.33% 14	7.14% 3	57.53% 42
Total Respondents	7	34	24	8	73

Q12 Where in the community do you find the most challenges for inclusion of people with disabilities?

Answered: 71 Skipped: 2



■ JEWISH FEDERATION ■ JEWISH DAY SCHOOLS
■ JEWISH SUMMER CAMPS ■ SYNAGOGUES
■ SOCIAL ORGANIZATIONS
■ NON-INSTITUTIONAL, NON-MEMBERSHIP JEWISH GROUPS (I.E. POP-UP SHABBAT, C
■ Other (please specify)

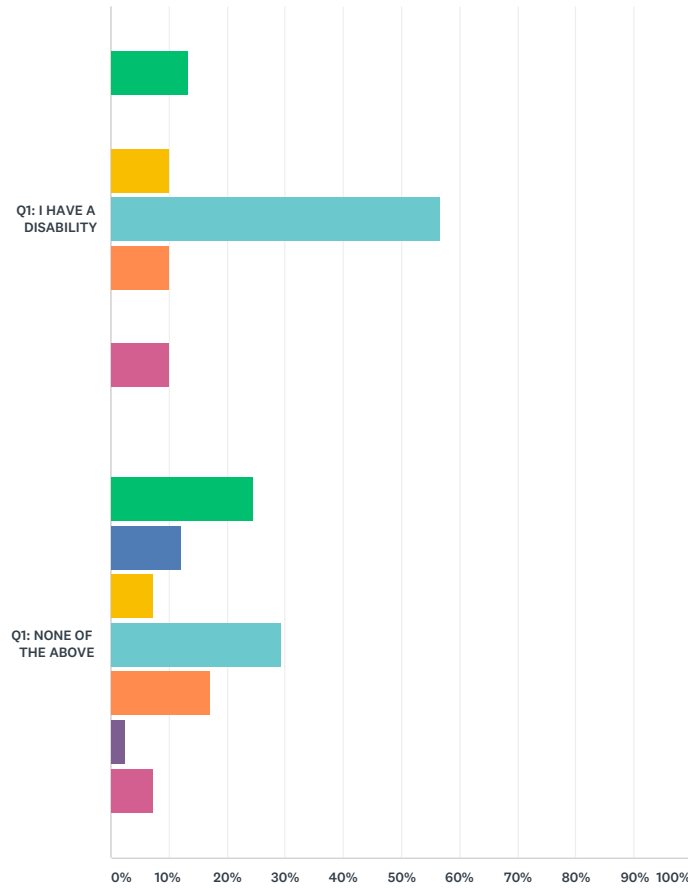
	JEWISH FEDERATION	JEWISH DAY SCHOOLS	JEWISH SUMMER CAMPS	SYNAGOGUES	SOCIAL ORGANIZATIONS	NON-INSTITUTIONAL, NON-MEMBERSHIP JEWISH GROUPS (I.E. POP-UP SHABBAT, CHAVURAH)	OTHER (PLEASE SPECIFY)	TOTAL
Q1: I HAVE A DISABILITY	0.00% 0	26.67% 8	20.00% 6	26.67% 8	13.33% 4	0.00% 0	13.33% 4	42.25% 30
Q1: NONE OF THE ABOVE	7.32% 3	4.88% 2	9.76% 4	7.32% 3	39.02% 16	12.20% 5	19.51% 8	57.75% 41
Total Respondents	3	10	10	11	20	5	12	71

#	Q1: I HAVE A DISABILITY	DATE
1	i don't know	7/13/2018 2:50 PM
2	I can't prioritize one. They all are doing a lot well and could improve significantly also.	7/11/2018 10:44 AM
3	I don't know - I only go to Temple	7/11/2018 10:26 AM
4	All	7/2/2018 7:35 PM
#	Q1: NONE OF THE ABOVE	DATE
1	I don't know	9/6/2018 9:45 AM
2	No idea	9/4/2018 10:55 PM
3	I do not know.	9/4/2018 5:10 PM
4	I don't know.	9/2/2018 10:53 PM
5	not sure	7/11/2018 12:05 AM
6	Don't know	7/10/2018 9:47 PM

7	neighbors-friends-social connections	7/10/2018 5:24 PM
8	In our community and congregation people with disabilities are included and accommodations made. I don't know beyond that.	7/10/2018 2:10 PM

Q13 Aside from an individual's family and friends, which part of the community is most responsible for increasing inclusion of people with disabilities?

Answered: 71 Skipped: 2



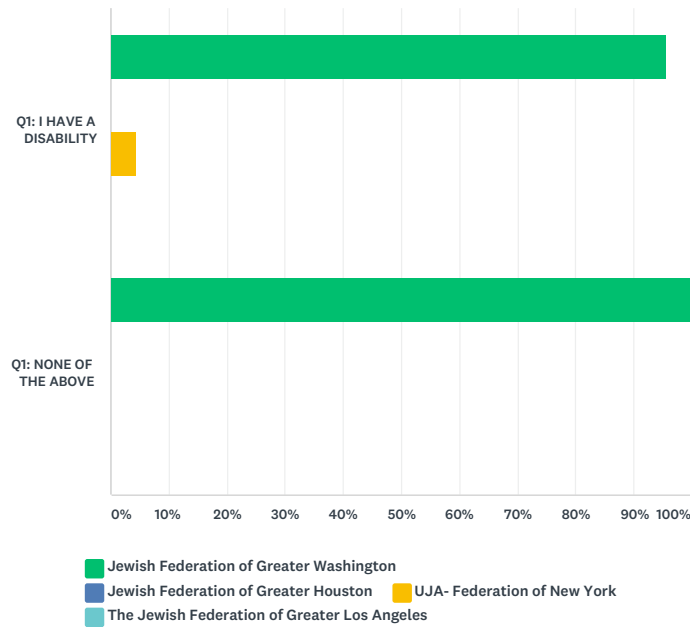
■ JEWISH FEDERATION ■ JEWISH DAY SCHOOLS
■ JEWISH SUMMER CAMPS ■ SYNAGOGUES
■ SOCIAL ORGANIZATIONS
■ NON-INSTITUTIONAL, NON-MEMBERSHIP JEWISH GROUPS(I.E. POP-UP SHABBAT, C
■ Other (please specify)

	JEWISH FEDERATION	JEWISH DAY SCHOOLS	JEWISH SUMMER CAMPS	SYNAGOGUES	SOCIAL ORGANIZATIONS	NON-INSTITUTIONAL, NON-MEMBERSHIP JEWISH GROUPS(I.E. POP-UP SHABBAT, CHAVURAH)	OTHER (PLEASE SPECIFY)	TOTAL
Q1: I HAVE A DISABILITY	13.33% 4	0.00% 0	10.00% 3	56.67% 17	10.00% 3	0.00% 0	10.00% 3	42.25% 30
Q1: NONE OF THE ABOVE	24.39% 10	12.20% 5	7.32% 3	29.27% 12	17.07% 7	2.44% 1	7.32% 3	57.75% 41
Total Respondents	14	5	6	29	10	1	6	71

#	Q1: I HAVE A DISABILITY	DATE
1	All of the above	9/4/2018 9:42 AM
2	Don't all Jewish institutions have a responsibility for inclusion of the entire Jewish community, "disabled" or not?	8/30/2018 10:14 PM
3	All	7/2/2018 7:35 PM
#	Q1: NONE OF THE ABOVE	DATE
1	All equally	9/4/2018 5:10 PM
2	all of the above	8/6/2018 1:20 AM
3	depends on the age of the onset of disability. I cared for a parent -- now deceased -- who became disabled at age 74 and lived another decade. Each of the choices above is relevant depending on the onset of disability in my opinion.	7/10/2018 5:24 PM

Q14 Please check off if you live in a community served by any of these:

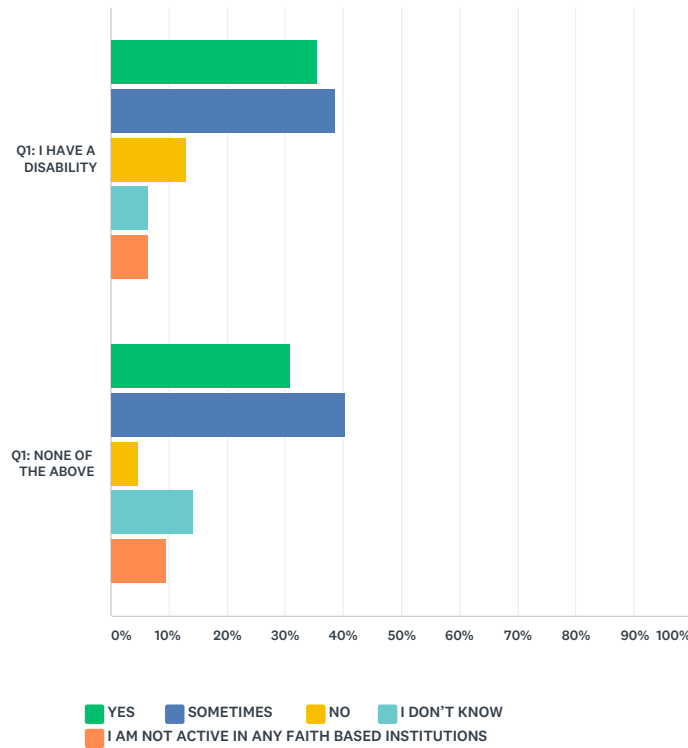
Answered: 50 Skipped: 23



	JEWISH FEDERATION OF GREATER WASHINGTON	JEWISH FEDERATION OF GREATER HOUSTON	UJA- FEDERATION OF NEW YORK	THE JEWISH FEDERATION OF GREATER LOS ANGELES	TOTAL
Q1: I HAVE A DISABILITY	95.65% 22	0.00% 0	4.35% 1	0.00% 0	46.00% 23
Q1: NONE OF THE ABOVE	100.00% 27	0.00% 0	0.00% 0	0.00% 0	54.00% 27
Total Respondents	49	0	1	0	50

Q15 In the faith-based institutions and groups that you are active in, do you feel that people with disabilities are included? (i.e.social activities, men's clubs/sisterhoods, youth groups)

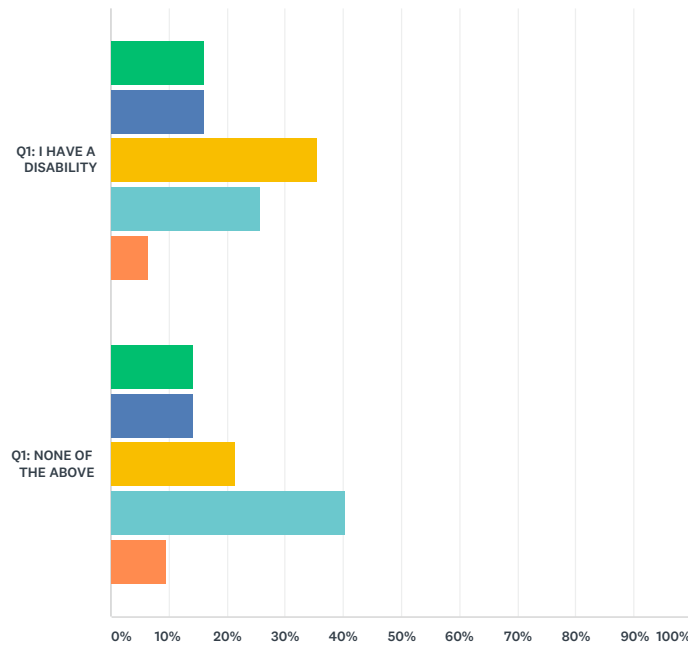
Answered: 73 Skipped: 0



	YES	SOMETIMES	NO	I DON'T KNOW	I AM NOT ACTIVE IN ANY FAITH BASED INSTITUTIONS	TOTAL
Q1: I HAVE A DISABILITY	35.48% 11	38.71% 12	12.90% 4	6.45% 2	6.45% 2	42.47% 31
Q1: NONE OF THE ABOVE	30.95% 13	40.48% 17	4.76% 2	14.29% 6	9.52% 4	57.53% 42
Total Respondents	24	29	6	8	6	73

Q16 Do you feel that people with disabilities are encouraged to serve on the boards and committees of your faith based institutions?

Answered: 73 Skipped: 0

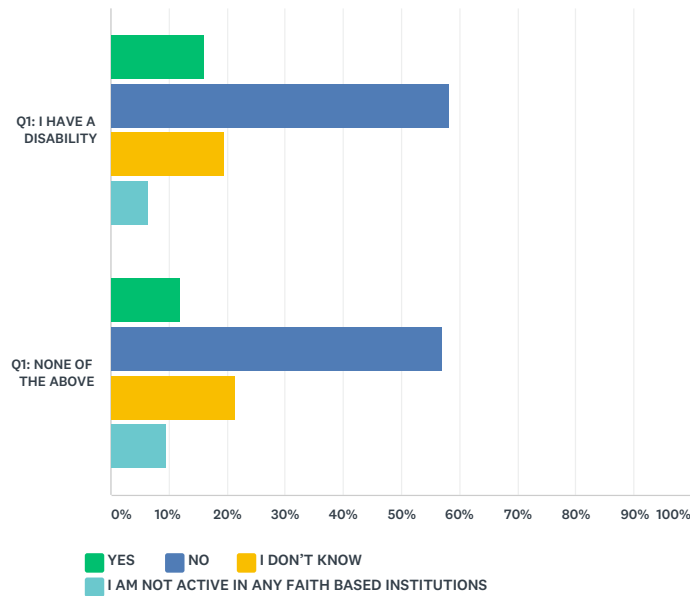


■ YES
 ■ SOMETIMES
 ■ NO
 ■ I DON'T KNOW
■ I AM NOT ACTIVE IN ANY FAITH BASED INSTITUTIONS

	YES	SOMETIMES	NO	I DON'T KNOW	I AM NOT ACTIVE IN ANY FAITH BASED INSTITUTIONS	TOTAL
Q1: I HAVE A DISABILITY	16.13% 5	16.13% 5	35.48% 11	25.81% 8	6.45% 2	42.47% 31
Q1: NONE OF THE ABOVE	14.29% 6	14.29% 6	21.43% 9	40.48% 17	9.52% 4	57.53% 42
Total Respondents	11	11	20	25	6	73

Q17 Do you know of any clergy or staff with disabilities at your own faith based institutions?

Answered: 73 Skipped: 0



	YES	NO	I DON'T KNOW	I AM NOT ACTIVE IN ANY FAITH BASED INSTITUTIONS	TOTAL
Q1: I HAVE A DISABILITY	16.13% 5	58.06% 18	19.35% 6	6.45% 2	42.47% 31
Q1: NONE OF THE ABOVE	11.90% 5	57.14% 24	21.43% 9	9.52% 4	57.53% 42
Total Respondents	10	42	15	6	73

Q18 OPTIONAL: Please specify which institution has clergy or staff with disabilities?

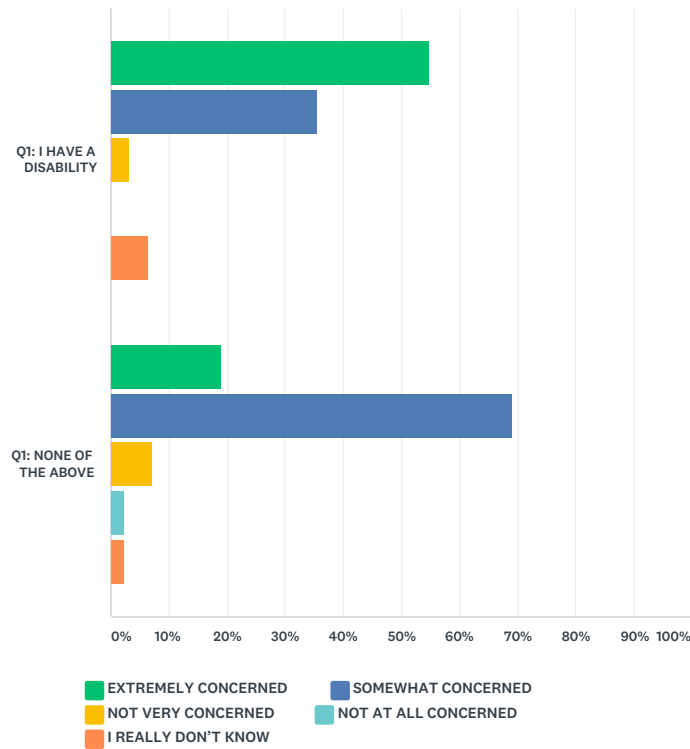
Answered: 10 Skipped: 63

	OPTIONAL: PLEASE SPECIFY WHICH INSTITUTION HAS CLERGY OR STAFF WITH DISABILITIES?	TOTAL
Q1: I HAVE A DISABILITY	100.00% 6	60.00% 6
Q1: NONE OF THE ABOVE	100.00% 4	40.00% 4
Total Respondents	10	10

#	Q1: I HAVE A DISABILITY	DATE
1	Don't know	9/4/2018 9:43 AM
2	none	9/2/2018 5:46 PM
3	I'm a rabbi who is also blind. I know of other clergy with disabilities across the community.	7/11/2018 10:46 AM
4	I don't know	7/10/2018 11:19 AM
5	Jewish Federation of North America; Hillel	7/3/2018 9:58 AM
6	Rabbi Brian Beal in NJ is hearing impaired, Ruthie is Autistic.	7/3/2018 8:35 AM
#	Q1: NONE OF THE ABOVE	DATE
1	My synagogue	7/10/2018 4:15 PM
2	Many years ago, Baltimore Hebrew Congregation	7/10/2018 1:55 PM
3	I don't know of any at this time	7/10/2018 1:29 PM
4	Synagogue	7/10/2018 12:16 PM

Q19 Overall, how concerned are you about increasing inclusion of people with disabilities in your faith community?

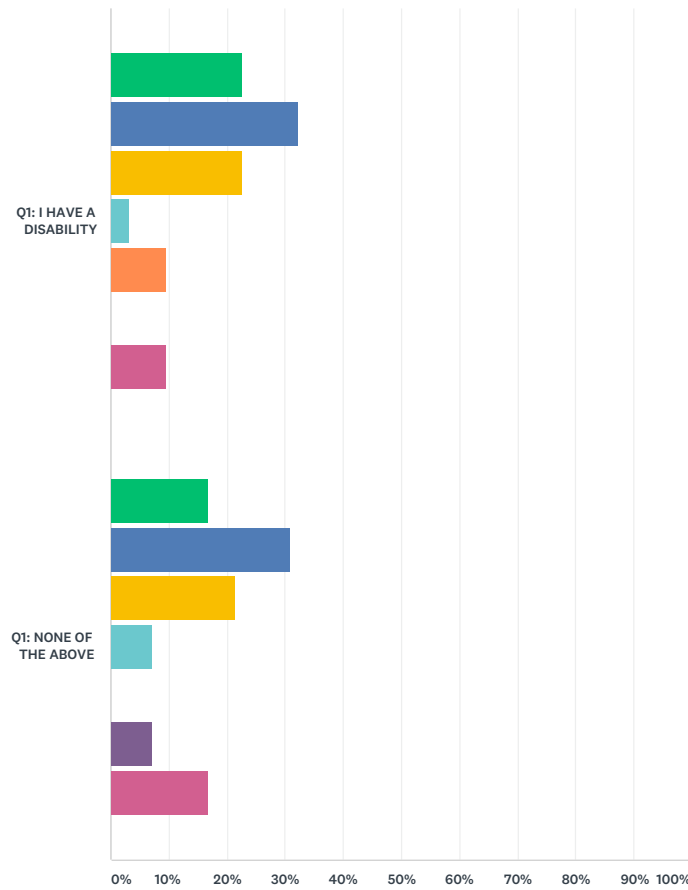
Answered: 73 Skipped: 0



	EXTREMELY CONCERNED	SOMEWHAT CONCERNED	NOT VERY CONCERNED	NOT AT ALL CONCERNED	I REALLY DON'T KNOW	TOTAL
Q1: I HAVE A DISABILITY	54.84% 17	35.48% 11	3.23% 1	0.00% 0	6.45% 2	42.47% 31
Q1: NONE OF THE ABOVE	19.05% 8	69.05% 29	7.14% 3	2.38% 1	2.38% 1	57.53% 42
Total Respondents	25	40	4	1	3	73

Q20 Which of the following do you think is the biggest barrier to fully including more people with disabilities in your faith community?

Answered: 73 Skipped: 0

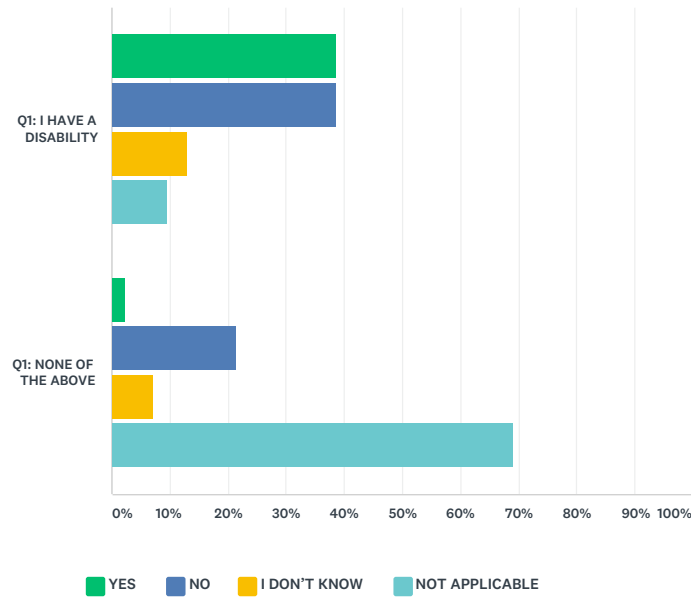


- INCLUSION IS EXPENSIVE AND THE COMMUNITY HAS LIMITED RESOURCES.
- THERE IS PREJUDICE AND UNACKNOWLEDGED STIGMA AGAINST PEOPLE WITH DIS
- RELIGIOUS LEADERS AND ACTIVISTS WANT TO BE INCLUSIVE, BUT THEY DON'T KN
- OTHER EMERGENCIES AND COMMUNAL NEEDS ARE MORE PRESSING.
- THE AMERICANS WITH DISABILITIES ACT (ADA) EXEMPTED RELIGIOUS INSTITUTIOI
- THERE AREN'T MANY PEOPLE WITH DISABILITIES AND THOSE IN THE COMMUNITY
- INCLUDING PEOPLE WITH DISABILITIES CAN BE COMPLICATED AND WE DON'T HAV

	INCLUSION IS EXPENSIVE AND THE COMMUNITY HAS LIMITED RESOURCES.	THERE IS PREJUDICE AND UNACKNOWLEDGED STIGMA AGAINST PEOPLE WITH DISABILITIES.	RELIGIOUS LEADERS AND ACTIVISTS WANT TO BE INCLUSIVE, BUT THEY DON'T KNOW HOW.	OTHER EMERGENCIES AND COMMUNAL NEEDS ARE MORE PRESSING.	THE AMERICANS WITH DISABILITIES ACT (ADA) EXEMPTED RELIGIOUS INSTITUTIONS.	THERE AREN'T MANY PEOPLE WITH DISABILITIES AND THOSE IN THE COMMUNITY ARE INCLUDED.	INCLUDING PEOPLE WITH DISABILITIES CAN BE COMPLICATED AND WE DON'T HAVE THE EXPERTISE TO SERVE EVERY NEED.	TOTAL
Q1: I HAVE A DISABILITY	22.58% 7	32.26% 10	22.58% 7	3.23% 1	9.68% 3	0.00% 0	9.68% 3	42.47% 31
Q1: NONE OF THE ABOVE	16.67% 7	30.95% 13	21.43% 9	7.14% 3	0.00% 0	7.14% 3	16.67% 7	57.53% 42
Total Respondents	14	23	16	4	3	3	10	73

Q21 Has a person with a disability in your household ever been turned away from an activity at an organization in your faith community because of its inability or unwillingness to make a reasonable accommodation?

Answered: 73 Skipped: 0



	YES	NO	I DON'T KNOW	NOT APPLICABLE	TOTAL
Q1: I HAVE A DISABILITY	38.71% 12	38.71% 12	12.90% 4	9.68% 3	42.47% 31
Q1: NONE OF THE ABOVE	2.38% 1	21.43% 9	7.14% 3	69.05% 29	57.53% 42
Total Respondents	13	21	7	32	73

Q22 OPTIONAL: If you or someone with a disability has been excluded, please share when and what happened.

Answered: 11 Skipped: 62

	OPTIONAL: IF YOU OR SOMEONE WITH A DISABILITY HAS BEEN EXCLUDED, PLEASE SHARE WHEN AND WHAT HAPPENED.	TOTAL
Q1: I HAVE A DISABILITY	100.00% 11	100.00% 11
Q1: NONE OF THE ABOVE	0.00% 0	0.00% 0
Total Respondents	11	11

#	Q1: I HAVE A DISABILITY	DATE
1	The synagogue was unwilling to make a "special" service tailored to our son's special needs They would do so now, however.	9/4/2018 9:46 AM
2	Our synagogue is not exessable. I personally have also been discouraged from coming to shul during times when I appear very ill because the rebbetzin is embarrassed by the questions she is asked about me.	9/3/2018 4:38 AM
3	A rabbi yelled at a family with a disability that he wasn't disabled, just badly brought up and educated. This person has congenital brain damage	9/2/2018 5:42 PM
4	Hypothetical, which kept me from fully being involved: having to ask permission to bring a service dog. I once took my service dog with me to a Purim Service/dinner held in a rented hall. I was given many dirty or admonishing looks/comments for having an animal in a place of worship. Made me uncomfortable to be there. Consciously or sub-consciously, I've not participated until lat week. My beloved service dog died of a sudden illness 4 weeks ago, days after moving to Virginia from Arizona. I'm bereft beyond words, but being in a new community, needing a support system, in forcing myself to attend events.	8/30/2018 10:21 PM
5	My chapter of BBYO has had conventions at places that could not accomodate my wheelchair.	7/24/2018 5:09 PM
6	I was excluded from Birthright multiple times.	7/11/2018 10:47 AM
7	a blind friend was told no one could use the talents of someone who is blind	7/10/2018 2:28 PM
8	N/a	7/10/2018 11:19 AM
9	My synagogue's religious school director was horrible when I was in elementary school.	7/3/2018 10:00 AM
10	Been excluded from Jewish day school, camps and synagogues repeatedly	7/3/2018 8:36 AM
11	Shalom to shop... Bathroom not accessible...said it's grandfathered...doesn't matter... Should be accessible to include all... Period...	7/2/2018 7:37 PM
#	Q1: NONE OF THE ABOVE	DATE
	There are no responses.	

Q23 What one word or phrase sums up the biggest obstacle to people with disabilities finding and succeeding in a job?

Answered: 65 Skipped: 8

WHAT ONE WORD OR PHRASE SUMS UP THE BIGGEST OBSTACLE TO PEOPLE WITH DISABILITIES FINDING AND SUCCEEDING IN A JOB?		TOTAL
Q1: I HAVE A DISABILITY	100.00% 29	44.62% 29
Q1: NONE OF THE ABOVE	100.00% 36	55.38% 36
Total Respondents	65	65

#	Q1: I HAVE A DISABILITY	DATE
1	fear and prejudice	9/6/2018 6:54 PM
2	Ignorance	9/6/2018 3:52 PM
3	Audism.	9/6/2018 9:39 AM
4	Employers don't want give disabled people opportunities.	9/4/2018 1:19 PM
5	Stigma	9/3/2018 4:39 AM
6	Give a chance	9/2/2018 9:47 PM
7	Opportunity	9/2/2018 5:49 PM
8	An inability to meet the expectations of employers	9/2/2018 5:43 PM
9	indifference	8/31/2018 4:49 PM
10	Misinformation or misunderstanding the needs of both parties.	8/30/2018 10:29 PM
11	Lack of opportunity/knowledge in inclusion	8/11/2018 8:31 PM
12	education	7/24/2018 5:09 PM
13	money	7/15/2018 9:43 AM
14	stigma	7/13/2018 2:52 PM
15	prejudice	7/11/2018 10:47 AM
16	Poor employer attitudes and inclusion limitations	7/11/2018 10:29 AM
17	Lack of expertise	7/10/2018 11:18 PM
18	Fear	7/10/2018 6:15 PM
19	Employers do not want them	7/10/2018 3:07 PM
20	fear	7/10/2018 2:29 PM
21	presumptions	7/10/2018 1:16 PM
22	Stigma	7/10/2018 12:40 PM
23	fear	7/10/2018 11:48 AM
24	Resources	7/10/2018 11:20 AM
25	stigma	7/3/2018 11:50 AM
26	Access	7/3/2018 10:04 AM
27	stigma	7/3/2018 8:36 AM
28	Ignorance	7/3/2018 7:37 AM
29	Acceptance	7/2/2018 7:38 PM
#	Q1: NONE OF THE ABOVE	DATE
1	prejudice	9/6/2018 9:49 AM
2	Not being accepted	9/5/2018 8:30 PM
3	stigma	9/4/2018 10:57 PM
4	lack of understanding by employers	9/4/2018 9:59 PM
5	Complicated	9/4/2018 5:14 PM
6	lack of opportunity	9/4/2018 3:18 PM
7	ignorance	9/3/2018 7:06 AM
8	doubt	9/2/2018 10:58 PM
9	employer ignorance about accommodation	8/6/2018 1:23 AM
10	the disability	7/15/2018 1:13 PM
11	fear of those in hiring roles	7/12/2018 10:22 AM
12	education	7/12/2018 9:21 AM
13	Lack of reasonable accomodation and accessibility	7/11/2018 8:10 AM
14	Pre-judgment	7/11/2018 4:40 AM
15	resources	7/11/2018 12:10 AM
16	Understanding	7/11/2018 12:10 AM
17	Access	7/10/2018 9:50 PM
18	pity from well meaning people	7/10/2018 5:26 PM

19	Employers not thinking out of the box	7/10/2018 5:21 PM
20	support	7/10/2018 5:18 PM
21	Lack of business awareness	7/10/2018 5:08 PM
22	Support system	7/10/2018 4:17 PM
23	People are disturbed by their disabilities.	7/10/2018 3:44 PM
24	Prejudice	7/10/2018 3:35 PM
25	availability	7/10/2018 3:28 PM
26	image	7/10/2018 3:20 PM
27	Prejudice	7/10/2018 3:16 PM
28	intolerance	7/10/2018 2:57 PM
29	Transportation	7/10/2018 2:11 PM
30	Work success	7/10/2018 1:31 PM
31	lack of information	7/10/2018 12:49 PM
32	Transportation	7/10/2018 12:18 PM
33	connection to support group	7/10/2018 12:02 PM
34	Accommodations	7/10/2018 11:51 AM
35	understanding by employer and willing to hire	7/9/2018 6:07 PM
36	stigma	7/6/2018 3:59 PM

Q24 What is the one thing that should be done to help more people with disabilities find and succeed in jobs?

Answered: 65 Skipped: 8

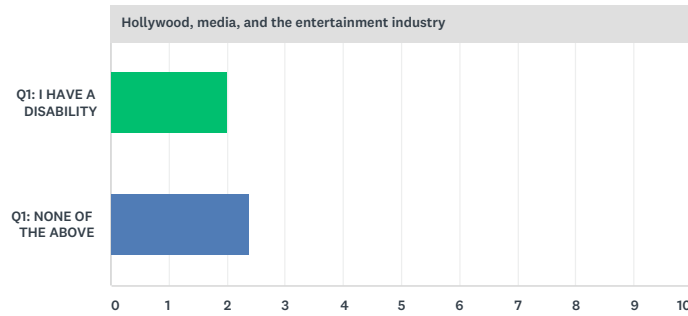
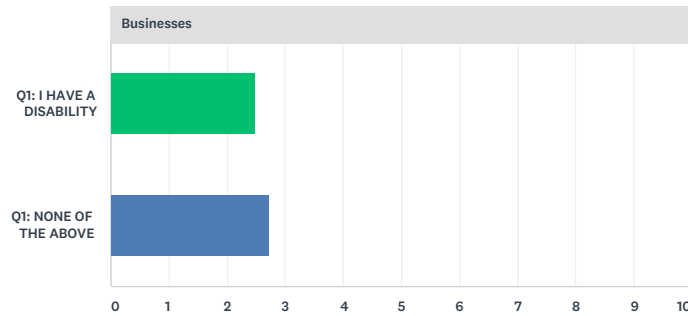
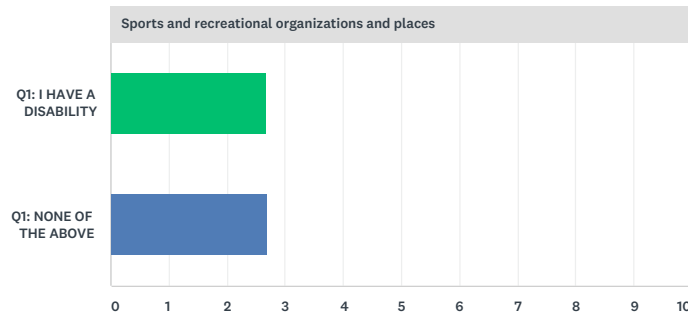
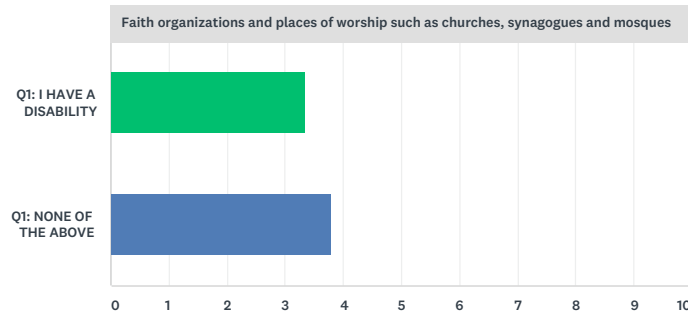
	WHAT IS THE ONE THING THAT SHOULD BE DONE TO HELP MORE PEOPLE WITH DISABILITIES FIND AND SUCCEED IN JOBS?	TOTAL
Q1: I HAVE A DISABILITY		100.00% 44.62% 29 29
Q1: NONE OF THE ABOVE		100.00% 55.38% 36 36
Total Respondents	65	65

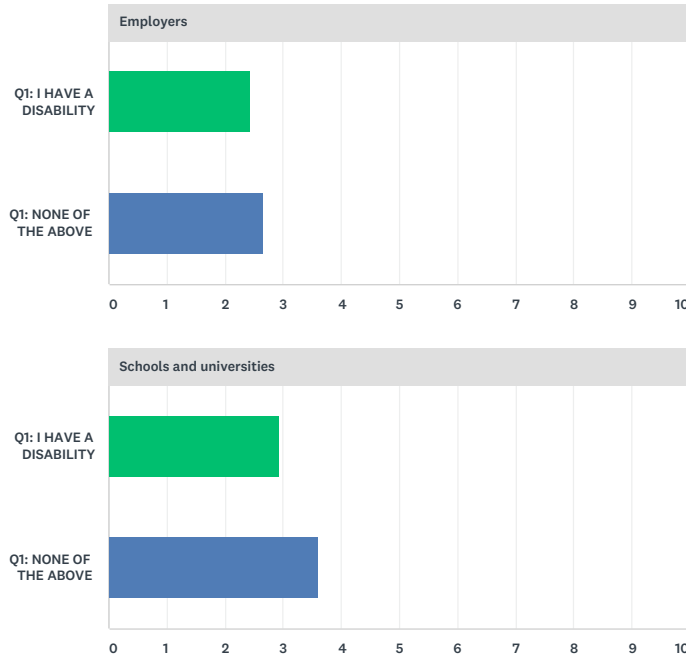
#	Q1: I HAVE A DISABILITY	DATE
1	More awareness and inclusion in society	9/6/2018 6:54 PM
2	Educate employers	9/6/2018 3:52 PM
3	Employers should consider placing Deaf people in higher-level positions rather than positions that are deemed suitable due to their deafness.	9/6/2018 9:39 AM
4	Enforce quotes	9/4/2018 1:19 PM
5	Recognition that people with disabilities can be very productive at their jobs and that it does not take a lot of extra supervision to help them succeed and be a valuable asset.	9/4/2018 9:48 AM
6	Make having a living a right in this country. It's not.	9/3/2018 4:39 AM
7	Follow through	9/2/2018 9:47 PM
8	Provided better funded programs	9/2/2018 5:49 PM
9	Transition training	8/31/2018 4:49 PM
10	Make sure existing agencies have complete information from prospective employers, concerning education needed for the position & for the employer to know after the knowledge vetting to be clear on what assistance aids will be needed, and who pays/provides them. Also employers need to know if a service animal will be assisting so r they can make arrangements for easily stained relief areas for the employee and service dog. Agencies need to get the word out, by direct mail, through rehab centers, through doctors and public media that jobs are available and whom to contact. Agencies would benefit in higher success rate (and maybe more donations?) if they were able to coach or give practice interviews to applicants.	8/30/2018 10:29 PM
11	More outreach to employers on how to accommodate and where to find qualified candidates, plus support services to enable people with disabilities to apply for the jobs (if applicable)	8/11/2018 8:31 PM
12	more job training	7/24/2018 5:09 PM
13	respect	7/15/2018 9:43 AM
14	Educate employers and put prosecutorial teeth into the ADA	7/13/2018 2:52 PM
15	Break down stigma. Help people sit with their unconscious and subconscious biases.	7/11/2018 10:47 AM
16	Educate employers and improve funding for accommodations	7/11/2018 10:29 AM
17	Advocates	7/10/2018 11:18 PM
18	Be willing to understand a persons disability, and to learn alternative ways to allow that person to succeed in his or her own way using whatever alternate means available. This would allow that disabled person to have the same results, just would have to use a different path to get to them	7/10/2018 6:15 PM
19	Withhold federal funding from NGOs that fail to obtain employment for qualified disabled individuals. For example JCA receives millions of dollars and has a terrible record in actually finding a job for anyone. Waste of taxpayer money.	7/10/2018 3:07 PM
20	have more empathy	7/10/2018 2:29 PM
21	focus on abilities	7/10/2018 1:16 PM
22	Equal access to education	7/10/2018 12:40 PM
23	education	7/10/2018 11:48 AM
24	Training	7/10/2018 11:20 AM
25	showcase positive examples	7/3/2018 11:50 AM
26	The recipe for success in helping more people with disabilities find and succeed in jobs is a combination of support services from social services organizations and government institutions, and cooperation, inclusion, and understanding of individual needs by employers.	7/3/2018 10:04 AM
27	reduce stigmas and show what people with disabilities CAN do	7/3/2018 8:36 AM
28	Educating places of employment	7/3/2018 7:37 AM
29	Open doors to make available	7/2/2018 7:38 PM
#	Q1: NONE OF THE ABOVE	DATE
1	public awareness	9/6/2018 9:49 AM
2	Mentors to guide them	9/5/2018 8:30 PM
3	out reach	9/4/2018 10:57 PM
4	More employers need to recognize the pluses that people with disabilities can bring to a business.	9/4/2018 9:59 PM
5	Lack of will backed up by resources	9/4/2018 5:14 PM
6	lack of training	9/4/2018 5:01 PM
7	education and awareness that people with disabilities are excellent staff members and workers. Accommodations are rarely as expensive and complicated as they are perceived to be.	9/4/2018 3:18 PM
8	acceptance	9/3/2018 7:06 AM

9	Educate employers. I worked for a company where the boss had to take online instruction regarding driving and drug/alcohol abuse. That could be done to educate about hiring persons with disabilities.	9/2/2018 10:58 PM
10	educate employers about employee potential and cost/ benefit...	8/6/2018 1:23 AM
11	education	7/15/2018 1:13 PM
12	dedicated consultants/staff to help individuals with disabilities	7/12/2018 10:22 AM
13	education	7/12/2018 9:21 AM
14	Access to the interview process. Jewish community seems to have a much easier time with people with intellectual disabilities rather than physical, but that is just my observation.	7/11/2018 8:10 AM
15	Career counseling	7/11/2018 4:40 AM
16	more career counseling	7/11/2018 12:10 AM
17	Educate those who do not understand and have a fear of those different than themselves	7/11/2018 12:10 AM
18	Financial incentives for employers	7/10/2018 9:50 PM
19	raise the profile of employers who do good and encourage others to follow	7/10/2018 5:26 PM
20	More encouragement for employers to hire people with disabilities	7/10/2018 5:21 PM
21	support	7/10/2018 5:18 PM
22	More awareness of programs available to help with placements or development of said programs	7/10/2018 5:08 PM
23	Having a designated mentor	7/10/2018 4:17 PM
24	education and exposure	7/10/2018 3:44 PM
25	Networking agencies	7/10/2018 3:35 PM
26	more expertise in including people with disabilities	7/10/2018 3:28 PM
27	education	7/10/2018 3:20 PM
28	Advertising that anyone can qualify for an interview and everyone will be judged equally.	7/10/2018 3:16 PM
29	Availability of social workers	7/10/2018 2:57 PM
30	Don't know	7/10/2018 2:11 PM
31	government support	7/10/2018 12:49 PM
32	Education	7/10/2018 12:18 PM
33	easy connections to support groups that provide information and guidance.	7/10/2018 12:02 PM
34	Outreach	7/10/2018 11:51 AM
35	awareness about hiring those with disabilities	7/9/2018 6:07 PM
36	incentives	7/6/2018 3:59 PM

Q25 When you think about places or institutions in America, on a scale from 1-5, how open and welcoming do you think each of these are to people with disabilities, with 1 being not at all welcoming and 5 being extremely welcoming?

Answered: 72 Skipped: 1

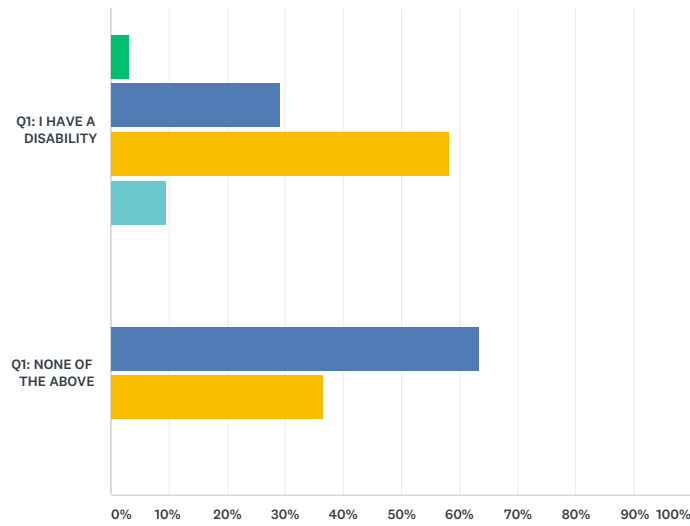




Faith organizations and places of worship such as churches, synagogues and mosques							
	1 - NOT AT ALL WELCOMING	2	3	4	5 - EXTREMELY WELCOMING	TOTAL	WEIGHTED AVERAGE
Q1: I HAVE A DISABILITY	6.45%	6.45%	38.71%	41.94%	6.45%	43.06%	
	2	2	12	13	2	31	3.35
Q1: NONE OF THE ABOVE	0.00%	2.44%	43.90%	26.83%	26.83%	56.94%	
	0	1	18	11	11	41	3.78
Sports and recreational organizations and places							
	1 - NOT AT ALL WELCOMING	2	3	4	5 - EXTREMELY WELCOMING	TOTAL	WEIGHTED AVERAGE
Q1: I HAVE A DISABILITY	9.68%	29.03%	45.16%	16.13%	0.00%	43.06%	
	3	9	14	5	0	31	2.68
Q1: NONE OF THE ABOVE	7.50%	32.50%	42.50%	17.50%	0.00%	55.56%	
	3	13	17	7	0	40	2.70
Businesses							
	1 - NOT AT ALL WELCOMING	2	3	4	5 - EXTREMELY WELCOMING	TOTAL	WEIGHTED AVERAGE
Q1: I HAVE A DISABILITY	12.90%	32.26%	48.39%	6.45%	0.00%	43.06%	
	4	10	15	2	0	31	2.48
Q1: NONE OF THE ABOVE	4.88%	34.15%	46.34%	14.63%	0.00%	56.94%	
	2	14	19	6	0	41	2.71
Hollywood, media, and the entertainment industry							
	1 - NOT AT ALL WELCOMING	2	3	4	5 - EXTREMELY WELCOMING	TOTAL	WEIGHTED AVERAGE
Q1: I HAVE A DISABILITY	32.26%	38.71%	25.81%	3.23%	0.00%	43.06%	
	10	12	8	1	0	31	2.00
Q1: NONE OF THE ABOVE	19.51%	39.02%	26.83%	12.20%	2.44%	56.94%	
	8	16	11	5	1	41	2.39
Employers							
	1 - NOT AT ALL WELCOMING	2	3	4	5 - EXTREMELY WELCOMING	TOTAL	WEIGHTED AVERAGE
Q1: I HAVE A DISABILITY	9.68%	45.16%	38.71%	6.45%	0.00%	43.06%	
	3	14	12	2	0	31	2.42
Q1: NONE OF THE ABOVE	5.00%	37.50%	47.50%	7.50%	2.50%	55.56%	
	2	15	19	3	1	40	2.65
Schools and universities							
	1 - NOT AT ALL WELCOMING	2	3	4	5 - EXTREMELY WELCOMING	TOTAL	WEIGHTED AVERAGE
Q1: I HAVE A DISABILITY	6.67%	20.00%	46.67%	26.67%	0.00%	41.67%	
	2	6	14	8	0	30	2.93
Q1: NONE OF THE ABOVE	2.56%	10.26%	33.33%	33.33%	20.51%	54.17%	
	1	4	13	13	8	39	3.59

Q26 Overall how do you feel the news media portrays people with disabilities?

Answered: 72 Skipped: 1

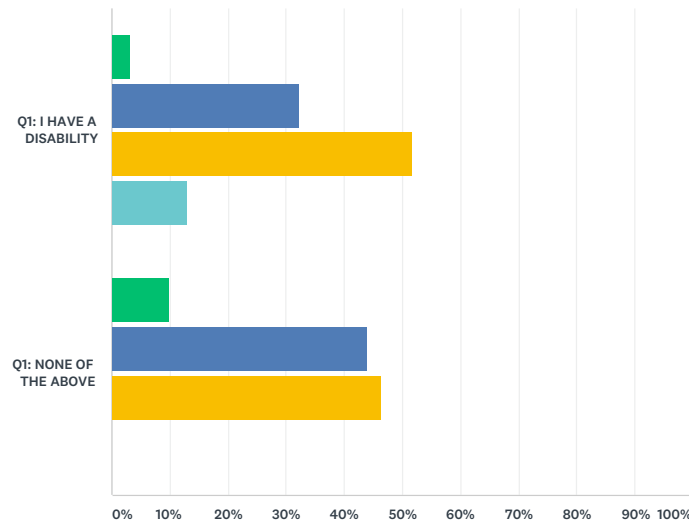


■ VERY POSITIVELY ■ SOMEWHAT POSITIVELY
■ NOT VERY POSITIVELY ■ NOT POSITIVELY AT ALL

	VERY POSITIVELY	SOMEWHAT POSITIVELY	NOT VERY POSITIVELY	NOT POSITIVELY AT ALL	TOTAL
Q1: I HAVE A DISABILITY	3.23% 1	29.03% 9	58.06% 18	9.68% 3	43.06% 31
Q1: NONE OF THE ABOVE	0.00% 0	63.41% 26	36.59% 15	0.00% 0	56.94% 41
Total Respondents	1	35	33	3	72

Q27 Overall how do you feel the entertainment industry portrays people with disabilities in movies and on TV?

Answered: 72 Skipped: 1

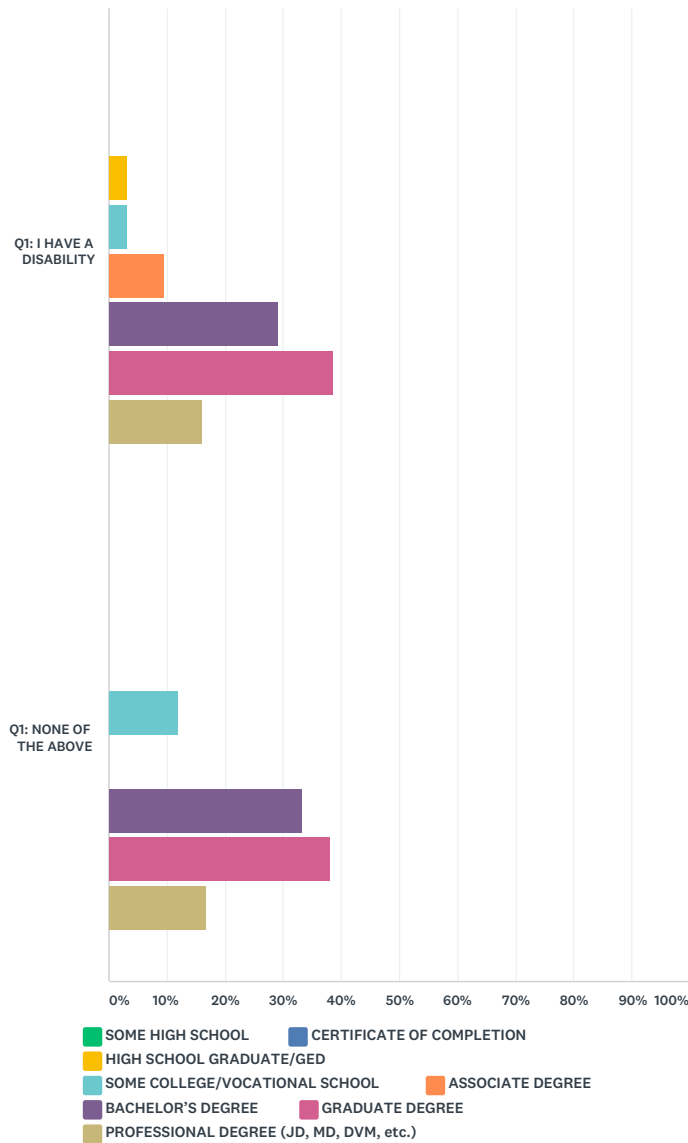


■ VERY POSITIVELY ■ SOMEWHAT POSITIVELY
■ NOT VERY POSITIVELY ■ NOT POSITIVELY AT ALL

	VERY POSITIVELY	SOMEWHAT POSITIVELY	NOT VERY POSITIVELY	NOT POSITIVELY AT ALL	TOTAL
Q1: I HAVE A DISABILITY	3.23% 1	32.26% 10	51.61% 16	12.90% 4	43.06% 31
Q1: NONE OF THE ABOVE	9.76% 4	43.90% 18	46.34% 19	0.00% 0	56.94% 41
Total Respondents	5	28	35	4	72

Q28 What is the highest level of education that you have completed?

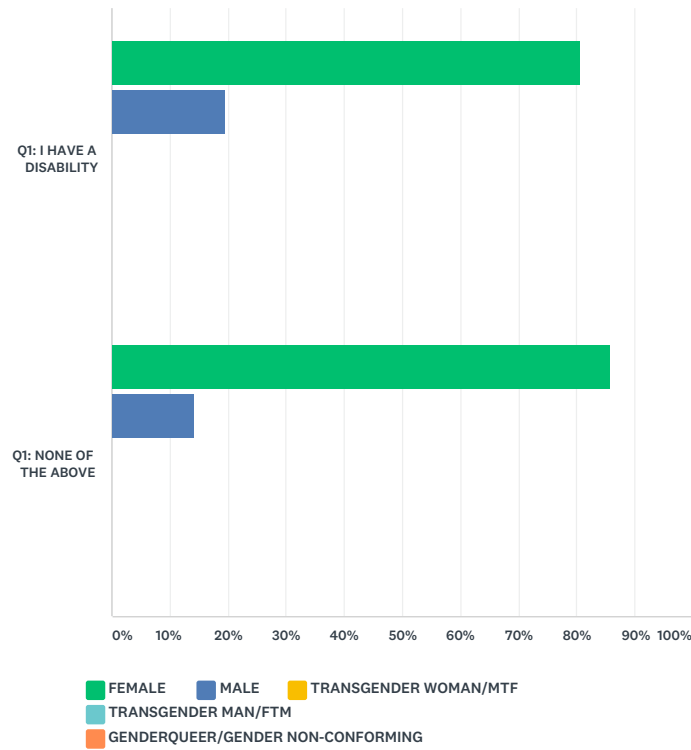
Answered: 73 Skipped: 0



	SOME HIGH SCHOOL	CERTIFICATE OF COMPLETION	HIGH SCHOOL GRADUATE/GED	SOME COLLEGE/VOCATIONAL SCHOOL	ASSOCIATE DEGREE	BACHELOR'S DEGREE	GRADUATE DEGREE	PROFESSIONAL DEGREE (JD, MD, DVM, ETC.)	TOTAL
Q1: I HAVE A DISABILITY	0.00% 0	0.00% 0	3.23% 1	3.23% 1	9.68% 3	29.03% 9	38.71% 12	16.13% 5	42.47% 31
Q1: NONE OF THE ABOVE	0.00% 0	0.00% 0	0.00% 0	11.90% 5	0.00% 0	33.33% 14	38.10% 16	16.67% 7	57.53% 42
Total Respondents	0	0	1	6	3	23	28	12	73

Q29 What is your gender?

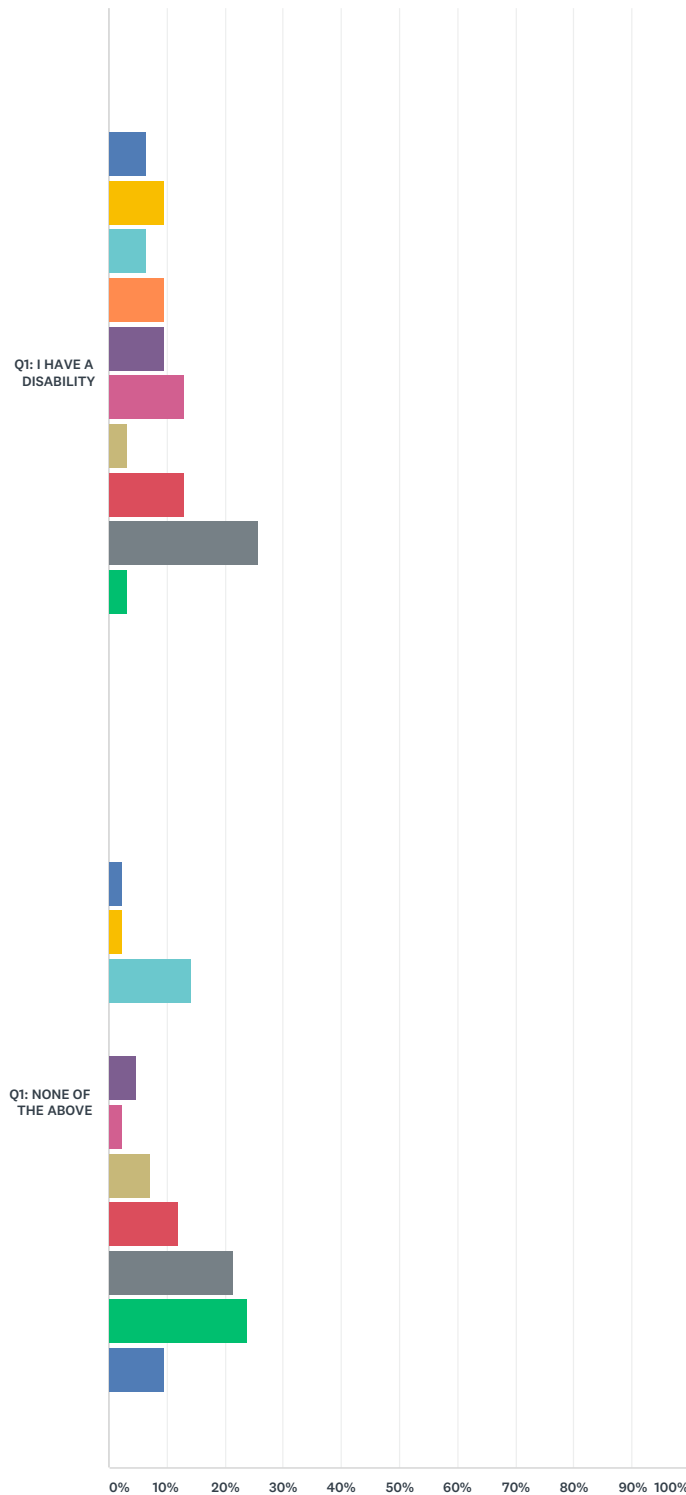
Answered: 73 Skipped: 0



	FEMALE	MALE	TRANSGENDER WOMAN/MTF	TRANSGENDER MAN/FTM	GENDERQUEER/GENDER NON-CONFORMING	TOTAL
Q1: I HAVE A DISABILITY	80.65% 25	19.35% 6	0.00% 0	0.00% 0	0.00% 0	42.47% 31
Q1: NONE OF THE ABOVE	85.71% 36	14.29% 6	0.00% 0	0.00% 0	0.00% 0	57.53% 42
Total Respondents	61	12	0	0	0	73

Q30 What is your age?

Answered: 73 Skipped: 0



	UNDER 18	18-22	23-29	30-39	40-44	45-49	50-54	55-59	60-64	65-69	70-74	75+	TOTAL
Q1: I HAVE A DISABILITY	0.00% 0	6.45% 2	9.68% 3	6.45% 2	9.68% 3	9.68% 3	12.90% 4	3.23% 1	12.90% 4	25.81% 8	3.23% 1	0.00% 0	42.47% 31
Q1: NONE OF THE ABOVE	0.00% 0	2.38% 1	2.38% 1	14.29% 6	0.00% 0	4.76% 2	2.38% 1	7.14% 3	11.90% 5	21.43% 9	23.81% 10	9.52% 4	57.53% 42

Total Respondents	0	3	4	8	3	5	5	4	9	17	11	4	73
-------------------	---	---	---	---	---	---	---	---	---	----	----	---	----

Q31 How would you describe yourself?

Answered: 73 Skipped: 0

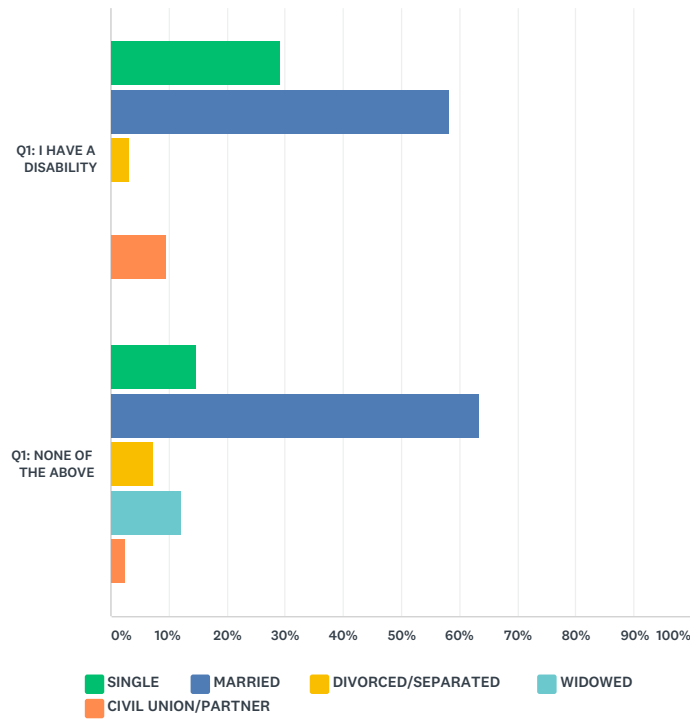


■ WHITE
 ■ BLACK OR AFRICAN-AMERICAN
 ■ AMERICAN INDIAN
■ ASIAN
 ■ NATIVE HAWAIIAN OR PACIFIC ISLANDER
■ FROM MULTIPLE RACES
 ■ I PREFER NOT TO ANSWER

	WHITE	BLACK OR AFRICAN-AMERICAN	AMERICAN INDIAN	ASIAN	NATIVE HAWAIIAN OR PACIFIC ISLANDER	FROM MULTIPLE RACES	I PREFER NOT TO ANSWER	TOTAL
Q1: I HAVE A DISABILITY	87.10% 27	0.00% 0	0.00% 0	0.00% 0	0.00% 0	0.00% 0	12.90% 4	42.47% 31
Q1: NONE OF THE ABOVE	90.48% 38	0.00% 0	0.00% 0	0.00% 0	0.00% 0	0.00% 0	9.52% 4	57.53% 42
Total Respondents	65	0	0	0	0	0	8	73

Q32 What is your marital status?

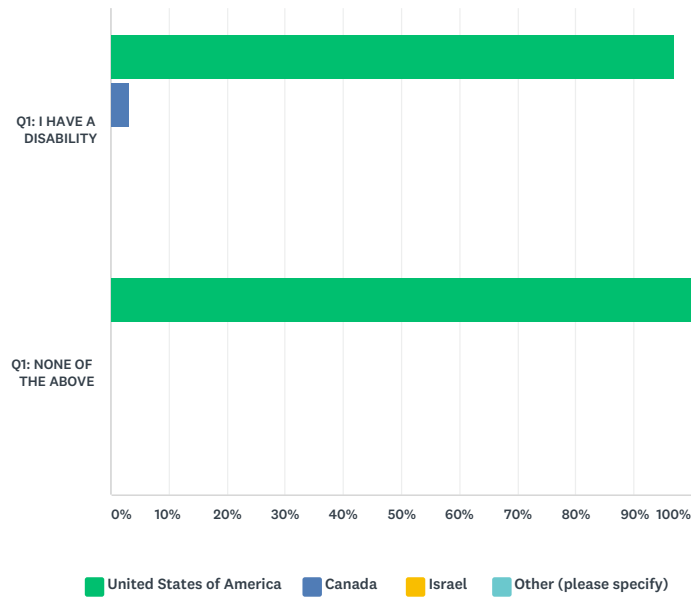
Answered: 72 Skipped: 1



	SINGLE	MARRIED	DIVORCED/SEPARATED	WIDOWED	CIVIL UNION/PARTNER	TOTAL
Q1: I HAVE A DISABILITY	29.03% 9	58.06% 18	3.23% 1	0.00% 0	9.68% 3	43.06% 31
Q1: NONE OF THE ABOVE	14.63% 6	63.41% 26	7.32% 3	12.20% 5	2.44% 1	56.94% 41
Total Respondents	15	44	4	5	4	72

Q33 In which country do you live?

Answered: 73 Skipped: 0



	UNITED STATES OF AMERICA	CANADA	ISRAEL	OTHER (PLEASE SPECIFY)	TOTAL
Q1: I HAVE A DISABILITY	96.77% 30	3.23% 1	0.00% 0	0.00% 0	42.47% 31
Q1: NONE OF THE ABOVE	100.00% 42	0.00% 0	0.00% 0	0.00% 0	57.53% 42
Total Respondents	72	1	0	0	73

Q34 In which state do you live?

Answered: 73 Skipped: 0

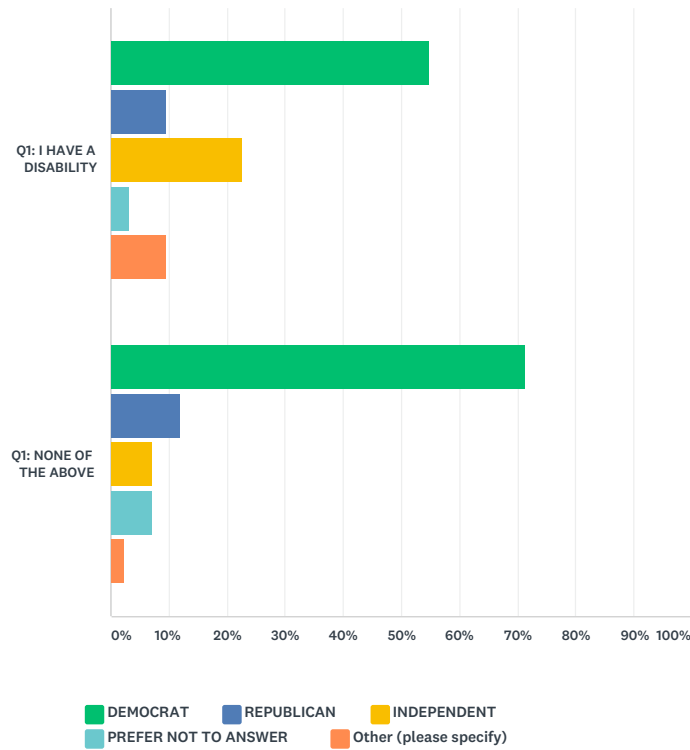
	NAME	COMPANY	ADDRESS	ADDRESS 2	CITY/TOWN	STATE/PROVINCE	ZIP/POSTAL CODE	COUNTRY	EMAIL ADDRESS	PHONE NUMBER	TOTAL
Q1: I HAVE A DISABILITY	0.00% 0	0.00% 0	0.00% 0	0.00% 0	0.00% 0	100.00% 31	0.00% 0	0.00% 0	0.00% 0	0.00% 0	42.47% 31
Q1: NONE OF THE ABOVE	0.00% 0	0.00% 0	0.00% 0	0.00% 0	0.00% 0	100.00% 42	0.00% 0	0.00% 0	0.00% 0	0.00% 0	57.53% 42
Total Respondents	0	0	0	0	0	73	0	0	0	0	73

#	[NAME] Q1: I HAVE A DISABILITY	DATE
	There are no responses.	
#	[NAME] Q1: NONE OF THE ABOVE	DATE
	There are no responses.	
#	[COMPANY] Q1: I HAVE A DISABILITY	DATE
	There are no responses.	
#	[COMPANY] Q1: NONE OF THE ABOVE	DATE
	There are no responses.	
#	[ADDRESS] Q1: I HAVE A DISABILITY	DATE
	There are no responses.	
#	[ADDRESS] Q1: NONE OF THE ABOVE	DATE
	There are no responses.	
#	[ADDRESS 2] Q1: I HAVE A DISABILITY	DATE
	There are no responses.	
#	[ADDRESS 2] Q1: NONE OF THE ABOVE	DATE
	There are no responses.	
#	[CITY/TOWN] Q1: I HAVE A DISABILITY	DATE
	There are no responses.	
#	[CITY/TOWN] Q1: NONE OF THE ABOVE	DATE
	There are no responses.	
#	[STATE/PROVINCE] Q1: I HAVE A DISABILITY	DATE
1	MD	9/6/2018 6:56 PM
2	MD	9/6/2018 3:53 PM
3	DC	9/6/2018 9:40 AM
4	VA	9/4/2018 1:23 PM
5	MD	9/4/2018 9:50 AM
6	MD	9/3/2018 4:41 AM
7	MD	9/2/2018 9:49 PM
8	MD	9/2/2018 5:51 PM
9	MD	9/2/2018 5:44 PM
10	MD	8/31/2018 4:51 PM
11	VA	8/30/2018 10:31 PM
12	DC	8/11/2018 8:32 PM
13	MD	7/24/2018 5:10 PM
14	VA	7/15/2018 9:45 AM
15	DC	7/13/2018 2:54 PM
16	MD	7/11/2018 10:50 AM
17	DC	7/11/2018 10:31 AM
18	MD	7/10/2018 11:20 PM
19	MD	7/10/2018 6:16 PM
20	MD	7/10/2018 3:08 PM
21	VA	7/10/2018 2:35 PM
22	VA	7/10/2018 1:19 PM
23	MD	7/10/2018 12:41 PM
24	MD	7/10/2018 11:50 AM
25	MD	7/10/2018 11:22 AM
26	MD	7/3/2018 11:52 AM
27	DC	7/3/2018 10:05 AM
28	MD	7/3/2018 8:37 AM

29	MD	7/3/2018 7:38 AM
30	MD	7/2/2018 7:40 PM
31	DC	7/2/2018 6:11 PM
#	[STATE/PROVINCE] Q1: NONE OF THE ABOVE	DATE
1	MD	9/6/2018 9:50 AM
2	VA	9/5/2018 8:32 PM
3	VA	9/4/2018 10:59 PM
4	MD	9/4/2018 10:02 PM
5	MD	9/4/2018 5:18 PM
6	MD	9/4/2018 5:17 PM
7	VA	9/4/2018 3:19 PM
8	MD	9/3/2018 7:10 AM
9	MD	9/2/2018 11:00 PM
10	VA	8/6/2018 1:25 AM
11	MD	7/15/2018 1:13 PM
12	MD	7/12/2018 10:23 AM
13	VA	7/12/2018 9:22 AM
14	DC	7/11/2018 12:03 PM
15	MD	7/11/2018 8:11 AM
16	MD	7/11/2018 4:42 AM
17	MD	7/11/2018 12:13 AM
18	MD	7/11/2018 12:12 AM
19	MD	7/10/2018 9:52 PM
20	VA	7/10/2018 6:16 PM
21	MD	7/10/2018 5:27 PM
22	MD	7/10/2018 5:23 PM
23	DC	7/10/2018 5:19 PM
24	MD	7/10/2018 5:10 PM
25	VA	7/10/2018 4:18 PM
26	VA	7/10/2018 3:46 PM
27	VA	7/10/2018 3:37 PM
28	MD	7/10/2018 3:29 PM
29	MD	7/10/2018 3:21 PM
30	MD	7/10/2018 3:18 PM
31	MD	7/10/2018 2:59 PM
32	MD	7/10/2018 2:32 PM
33	MD	7/10/2018 2:13 PM
34	MD	7/10/2018 1:59 PM
35	DC	7/10/2018 1:54 PM
36	MD	7/10/2018 1:32 PM
37	VA	7/10/2018 12:51 PM
38	VA	7/10/2018 12:19 PM
39	DC	7/10/2018 12:04 PM
40	MD	7/10/2018 11:52 AM
41	VA	7/9/2018 6:08 PM
42	MD	7/6/2018 4:00 PM
#	[ZIP/POSTAL CODE] Q1: I HAVE A DISABILITY	DATE
	There are no responses.	
#	[ZIP/POSTAL CODE] Q1: NONE OF THE ABOVE	DATE
	There are no responses.	
#	[COUNTRY] Q1: I HAVE A DISABILITY	DATE
	There are no responses.	
#	[COUNTRY] Q1: NONE OF THE ABOVE	DATE
	There are no responses.	
#	[EMAIL ADDRESS] Q1: I HAVE A DISABILITY	DATE
	There are no responses.	
#	[EMAIL ADDRESS] Q1: NONE OF THE ABOVE	DATE
	There are no responses.	
#	[PHONE NUMBER] Q1: I HAVE A DISABILITY	DATE
	There are no responses.	
#	[PHONE NUMBER] Q1: NONE OF THE ABOVE	DATE
	There are no responses.	

Q35 In politics today, what do you consider yourself?

Answered: 73 Skipped: 0

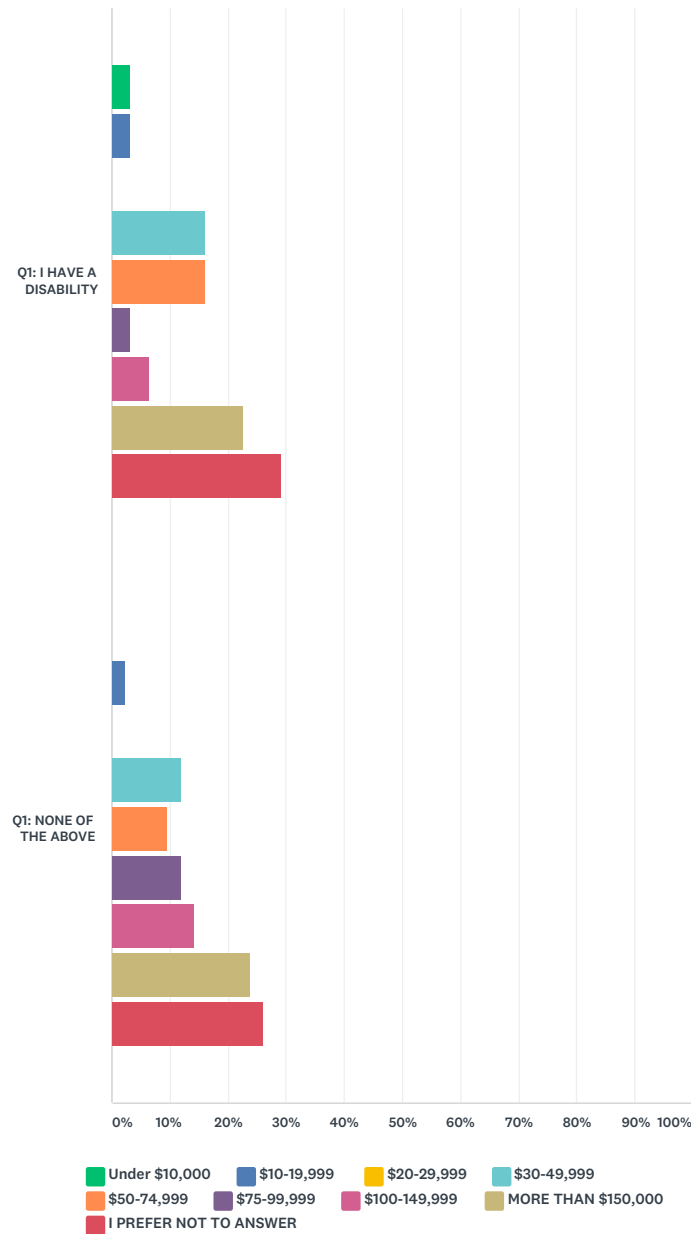


	DEMOCRAT	REPUBLICAN	INDEPENDENT	PREFER NOT TO ANSWER	OTHER (PLEASE SPECIFY)	TOTAL
Q1: I HAVE A DISABILITY	54.84%	9.68%	22.58%	3.23%	9.68%	42.47%
	17	3	7	1	3	31
Q1: NONE OF THE ABOVE	71.43%	11.90%	7.14%	7.14%	2.38%	57.53%
	30	5	3	3	1	42
Total Respondents	47	8	10	4	4	73

#	Q1: I HAVE A DISABILITY	DATE
1	Green	9/3/2018 4:41 AM
2	Liberal	8/11/2018 8:33 PM
3	New Democratic Party in CANADA, not USA	7/11/2018 10:33 AM
#	Q1: NONE OF THE ABOVE	DATE
1	Tea Party Concervative	9/4/2018 11:00 PM

Q36 Which category below best describes your annual household income?

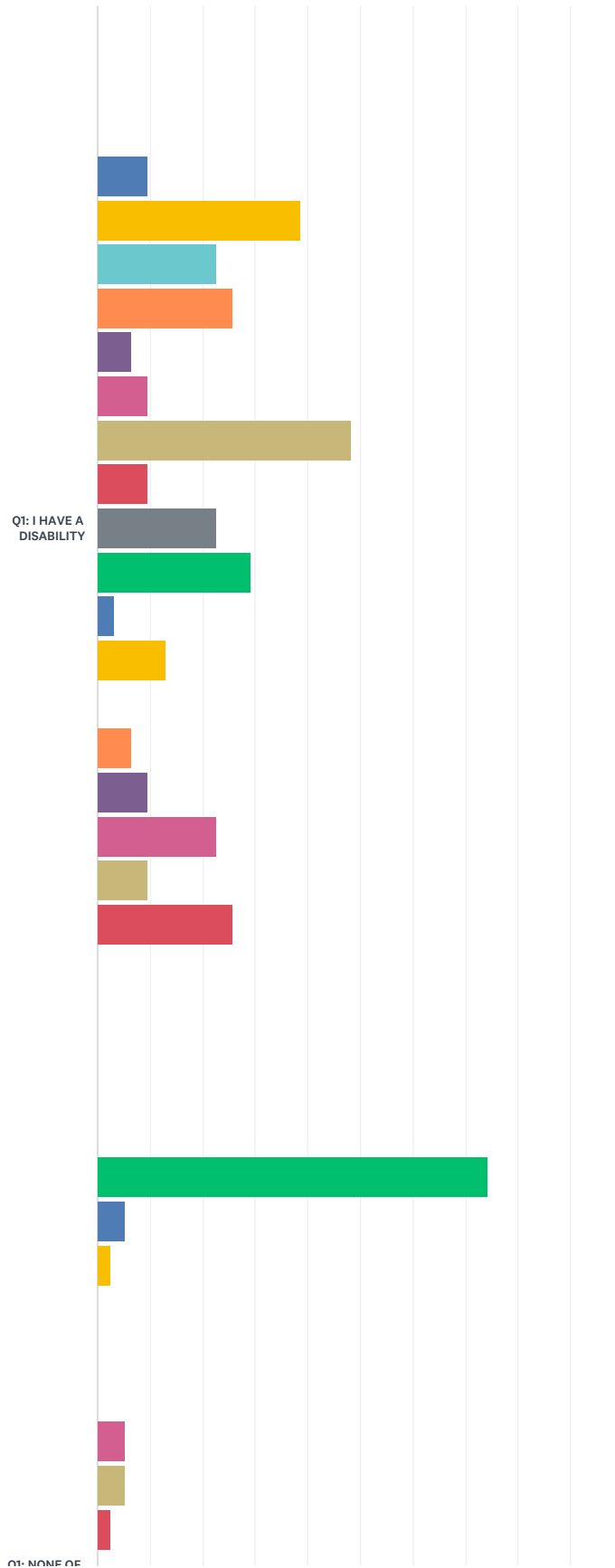
Answered: 73 Skipped: 0

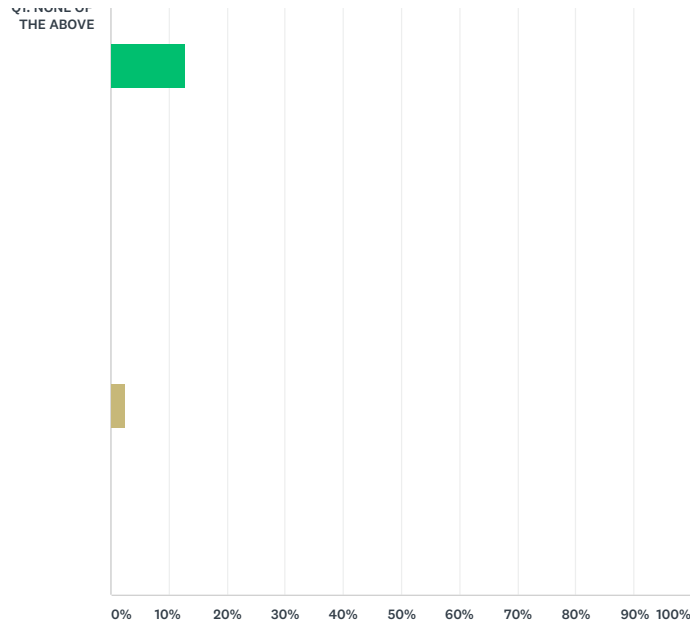


	UNDER \$10,000	\$10-19,999	\$20-29,999	\$30-49,999	\$50-74,999	\$75-99,999	\$100-149,999	MORE THAN \$150,000	I PREFER NOT TO ANSWER	TOTAL
Q1: I HAVE A DISABILITY	3.23% 1	3.23% 1	0.00% 0	16.13% 5	16.13% 5	3.23% 1	6.45% 2	22.58% 7	29.03% 9	42.47% 31
Q1: NONE OF THE ABOVE	0.00% 0	2.38% 1	0.00% 0	11.90% 5	9.52% 4	11.90% 5	14.29% 6	23.81% 10	26.19% 11	57.53% 42
Total Respondents	1	2	0	10	9	6	8	17	20	73

Q37 What type of disability do you have or does a member of your household have?
(PLEASE CHECK ALL THAT APPLY)

Answered: 70 Skipped: 3



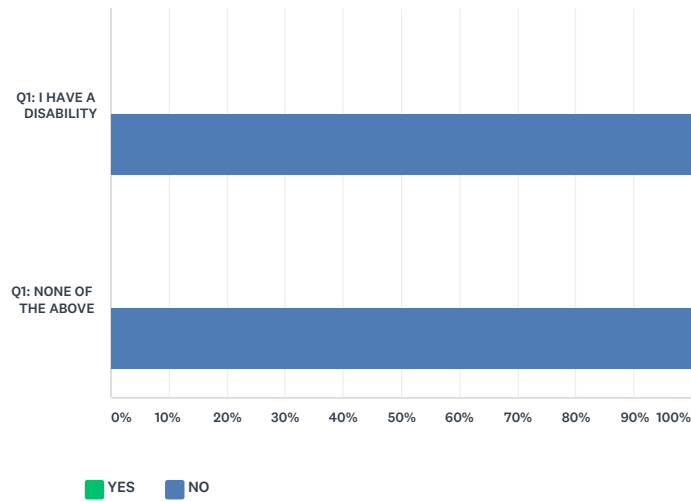


- NO DISABILITY
- LEARNING DISABILITY
- COGNITIVE DISABILITY
- SPEECH OR LANGUAGE IMPAIRMENT
- OTHER HEALTH IMPAIRMENT
- HEARING LOSS
- VISUAL IMPAIRMENT, INCLUDING BLINDNESS TO BLIND/LOW VISION
- DEAF-BLINDNESS
- NEOROMUSCULAR DISABILITY
- IMUNO-DEFICIENCY DISORDER
- AUTISM/SPECTRUM DISORDER
- DEVELOPMENTAL DISABILITY
- INTELLECTUAL DISABILITY
- MENTAL HEALTH
- ORTHOPEIC IMPAIRMENT
- DEAFNESS
- TRAUMATIC BRAIN INJURY
- NEUROLOGICAL DISABILITY
- OTHER PHYSICAL DISABILITY

	NO DISABILITY	AUTISM/SPECTRUM DISORDER	LEARNING DISABILITY	DEVELOPMENTAL DISABILITY	COGNITIVE DISABILITY	INTELLECTUAL DISABILITY	SPEECH OR LANGUAGE IMPAIRMENT	MENTAL HEALTH	OTHER HEALTH IMPAIRMENT	ORTHOPEIC IMPAIRMENT
Q1: I HAVE A DISABILITY	0.00% 0	9.68% 3	38.71% 12	22.58% 7	25.81% 8	6.45% 2	9.68% 3	48.39% 15	9.68% 3	22.5% 7
Q1: NONE OF THE ABOVE	74.36% 29	5.13% 2	2.56% 1	0.00% 0	0.00% 0	0.00% 0	5.13% 2	5.13% 2	2.56% 1	0.00% 0
Total Respondents	29	5	13	7	8	2	5	17	4	7

Q38 Did anyone assist you in completing this survey today?

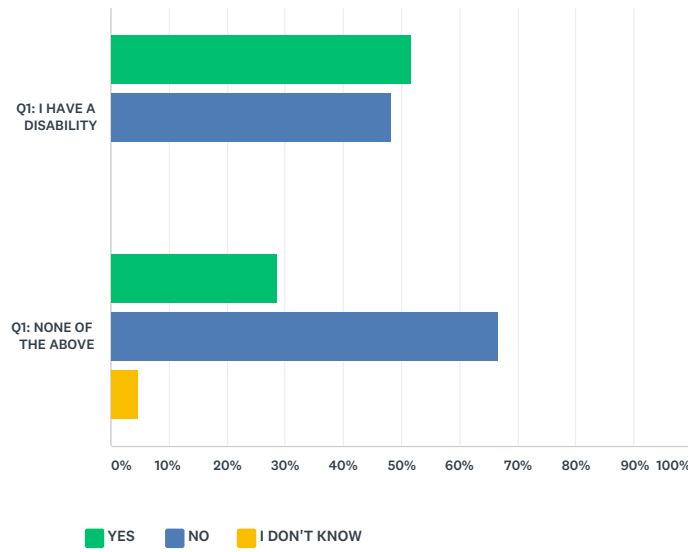
Answered: 73 Skipped: 0



	YES	NO	TOTAL	
Q1: I HAVE A DISABILITY	0.00%	100.00%	42.47%	
	0	31	31	
Q1: NONE OF THE ABOVE	0.00%	100.00%	57.53%	
	0	42	42	
Total Respondents	0	73	73	

Q39 Have you heard of the non-profit organization RespectAbility?

Answered: 73 Skipped: 0



	YES	NO	I DON'T KNOW	TOTAL
Q1: I HAVE A DISABILITY	51.61% 16	48.39% 15	0.00% 0	42.47% 31
Q1: NONE OF THE ABOVE	28.57% 12	66.67% 28	4.76% 2	57.53% 42
Total Respondents	28	43	2	73

Q40 On a scale from 1 to 100, with 1 being very unfavorable and 100 being extremely favorable, how favorable is the organization RespectAbility?

Answered: 25 Skipped: 48

		TOTAL
Q1: I HAVE A DISABILITY	100.00% 14	56.00% 14
Q1: NONE OF THE ABOVE	100.00% 11	44.00% 11
Total Respondents	25	25

#	[] Q1: I HAVE A DISABILITY	DATE
1	85	9/6/2018 3:55 PM
2	70	9/6/2018 9:41 AM
3	27	9/4/2018 1:25 PM
4	100	9/4/2018 9:52 AM
5	100	9/2/2018 9:51 PM
6	99	7/24/2018 5:11 PM
7	60	7/13/2018 2:55 PM
8	70	7/11/2018 10:52 AM
9	100	7/10/2018 3:09 PM
10	95	7/3/2018 11:58 AM
11	100	7/3/2018 10:06 AM
12	100	7/3/2018 8:38 AM
13	100	7/3/2018 7:40 AM
14	100	7/2/2018 7:41 PM

#	[] Q1: NONE OF THE ABOVE	DATE
1	100	9/6/2018 9:51 AM
2	91	9/4/2018 5:22 PM
3	52	9/4/2018 3:20 PM
4	81	9/2/2018 11:01 PM
5	61	8/6/2018 1:25 AM
6	90	7/11/2018 12:04 PM
7	50	7/10/2018 9:53 PM
8	75	7/10/2018 6:17 PM
9	85	7/10/2018 3:22 PM
10	100	7/9/2018 6:08 PM
11	88	7/6/2018 4:01 PM

Q42 At RespectAbility, we are working to expand inclusion and opportunities for people with disabilities. Do you have any advice for us that would help us to be more successful?

Answered: 18 Skipped: 55

	AT RESPECTABILITY, WE ARE WORKING TO EXPAND INCLUSION AND OPPORTUNITIES FOR PEOPLE WITH DISABILITIES. DO YOU HAVE ANY ADVICE FOR US THAT WOULD HELP US TO BE MORE SUCCESSFUL?	TOTAL
Q1: I HAVE A DISABILITY	100.00% 12	66.67% 12
Q1: NONE OF THE ABOVE	100.00% 6	33.33% 6
Total Respondents	18	18

#	Q1: I HAVE A DISABILITY	DATE
1	If it hasn't happened yet, but invite Deaf leaders to provide RespectAbility training and encourage staff to pick up basics in ASL. So this one way to include Deaf people in your organization as it's always been spoken language vs visual language.	9/6/2018 9:43 AM
2	This survey was difficult bc not all answers are the same for different categories of disabilities.	9/2/2018 5:55 PM
3	Look at ALL disabilities.	8/31/2018 4:52 PM
4	I'd need to know now about your organization before I could offer advice!	8/30/2018 10:42 PM
5	Get more kids and teens involved!	7/24/2018 5:11 PM
6	Yes, please note that your survey does not allow us to choose a province, so I put in D.C for my 'state', but I'm in ONTARIO!!	7/11/2018 10:35 AM
7	I think more people need to know about you.	7/10/2018 12:44 PM
8	Marketing and getting the word out about this organization.	7/10/2018 11:25 AM
9	Keep on keepin' on!	7/3/2018 10:08 AM
10	Thanks to the wonderful board, volunteers and staff!	7/3/2018 8:39 AM
11	I don't know if this is advice but I am very focused right now in inclusion in the workplace. It is surprising how little is provided as resources in MD for supported employment.	7/3/2018 7:44 AM
12	Keep pushing	7/2/2018 7:43 PM
#	Q1: NONE OF THE ABOVE	DATE
1	Open up more volunteer opportunities for people who don't have specialized skills	9/5/2018 8:41 PM
2	Awareness and education are key to acceptance. I don't think media portray persons with disabilities negatively so much as they don't portray such persons. We're uncomfortable with things we're not familiar with, so a model with Down Syndrome, for instance, helps us relate.	9/2/2018 11:03 PM
3	Annual cash awards to businesses, media, religious institutions for being the best expanding opportunities. Media coverage. Use social media for people to make nominations.	7/10/2018 5:31 PM
4	Better publicity. I was unaware of your existence or good work.	7/10/2018 3:01 PM
5	enjoy reading your newsletters	7/9/2018 6:09 PM
6	Shorter emails.	7/6/2018 4:02 PM

Q43 Please share any additional information about inclusion efforts in which you are involved that we should know more about.

Answered: 12 Skipped: 61

PLEASE SHARE ANY ADDITIONAL INFORMATION ABOUT INCLUSION EFFORTS IN WHICH YOU ARE INVOLVED THAT WE SHOULD KNOW MORE ABOUT.		TOTAL
Q1: I HAVE A DISABILITY	100.00%	75.00%
	9	9
Q1: NONE OF THE ABOVE	100.00%	25.00%
	3	3
Total Respondents	12	12

#	Q1: I HAVE A DISABILITY	DATE
1	Hillel at Gallaudet	9/6/2018 9:43 AM
2	A larger part of being included is in being able to get there! Especially for those with limited driving ability or no driving ability without a readily available person available to drive. Especially when it comes to religious and social activities. We just moved here. When I contacted metro access for an interview for getting rides I was told in not in their areas-I missed it buy about 1/4 of a mile. There are only private homes where the starting pick up area is, so there is no way I can use that street corner to be picked up! They sent me to the county. I'm still waiting for the county to send me an application for dial a ride, which means a visit to my new doctor that doesn't know me! (My doctor in AZ had filed ought the application for Metro access, and of course the county had a different form! So, transportation is the largest obstacle even at getting to medical appointments!	8/30/2018 10:42 PM
3	I gave an ELI Talk on inclusion called We All Stood At Sinai: The Transformative Power of Inclusive Torah and I teach on this often.	7/11/2018 10:54 AM
4	I am a trainer on disability issues - quite active and well-known in the community, and also a site-auditor for barrier free design. I assist the TTC in accessibility issues, and my Temple.	7/11/2018 10:35 AM
5	I have a brother who is developmentally disabled in another state. My sister has guardianship and is having difficulty finding proper affordable housing for him.	7/10/2018 11:23 PM
6	N/a	7/10/2018 11:25 AM
7	I'm interning at the National Center for Learning Disabilities through the American Association of People with Disabilities Summer Internship Program.	7/3/2018 10:08 AM
8	It's pretty limited to my 22-yo son right now. We are putting together a self-directed job training program for him.	7/3/2018 7:44 AM
9	So hard for kids and their parents Sy agogues... Never welcoming Still lots of obstacles	7/2/2018 7:43 PM
#	Q1: NONE OF THE ABOVE	DATE
1	Barriers to access at Jewish organizations that exist for people with disabilities parallel those that exist for women and others who are not part of the wealth-ego-mail driven leadership structure that is unhealthy from governance perspective. Synagogues do the best job because frankly they have the most diverse boards.	7/11/2018 8:14 AM
2	Our law firm does ADA work on behalf of people with disabilities	7/11/2018 4:46 AM
3	Perhaps you could encourage memoirs/bios by talented disabled individuals to share their stores. Promote books with press tour.	7/10/2018 5:31 PM