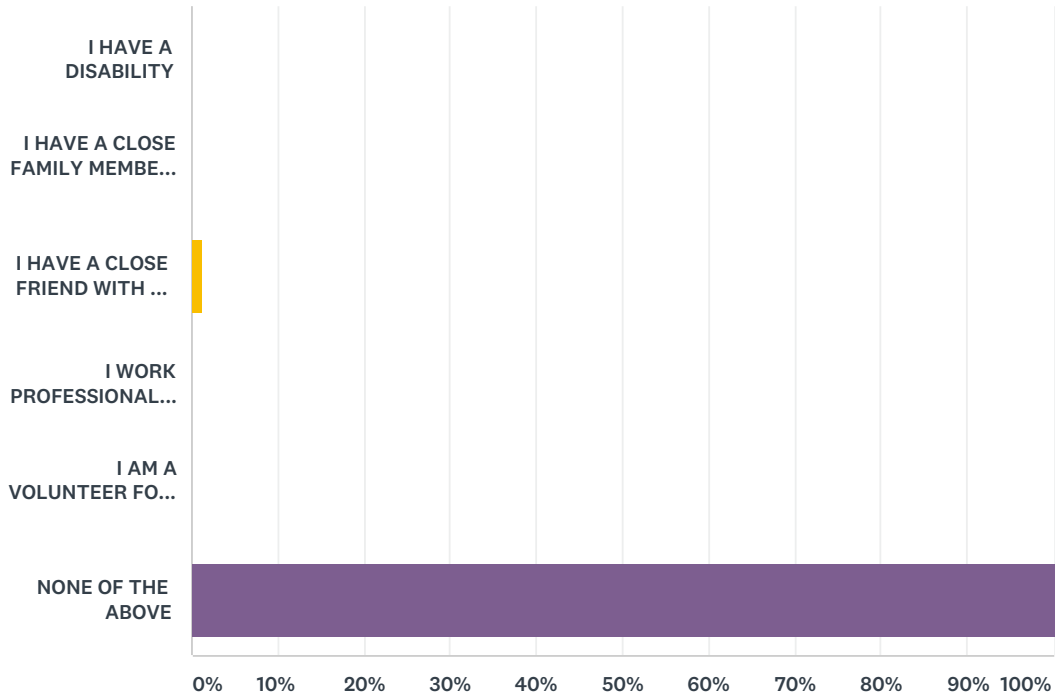


Q1 Please check all that apply to you.

Answered: 79 Skipped: 0



ANSWER CHOICES	RESPONSES
I HAVE A DISABILITY	0.00% 0
I HAVE A CLOSE FAMILY MEMBER WITH A DISABILITY	0.00% 0
I HAVE A CLOSE FRIEND WITH A DISABILITY	1.27% 1
I WORK PROFESSIONALLY ON BEHALF OF PEOPLE WITH DISABILITIES	0.00% 0
I AM A VOLUNTEER FOR DISABILITY CAUSES	0.00% 0
NONE OF THE ABOVE	100.00% 79
Total Respondents: 79	

Q2 How important is having a job to your happiness?

Answered: 0 Skipped: 79

 No matching responses.

ANSWER CHOICES	RESPONSES	
EXTREMELY IMPORTANT	0.00%	0
SOMEWHAT IMPORTANT	0.00%	0
NEUTRAL	0.00%	0
SOMEWHAT UNIMPORTANT	0.00%	0
EXTREMELY UNIMPORTANT	0.00%	0
TOTAL		0

Q3 Which is more important to you?

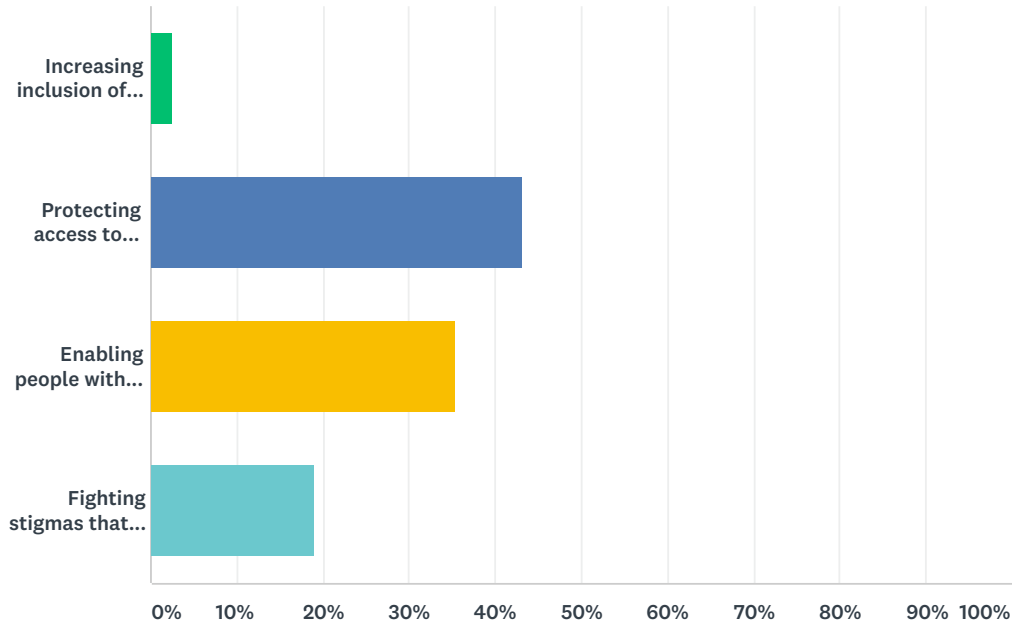
Answered: 0 Skipped: 79

 No matching responses.

ANSWER CHOICES	RESPONSES	
THAT I FIND/HAVE A JOB AND CAN BE INDEPENDENT	0.00%	0
THAT THERE IS A GOVERNMENT SAFETY NET OF BENEFITS SO THAT I WILL BE TAKEN CARE OF	0.00%	0
I REALLY DON'T KNOW	0.00%	0
TOTAL		0

Q4 Which is currently most important to you?

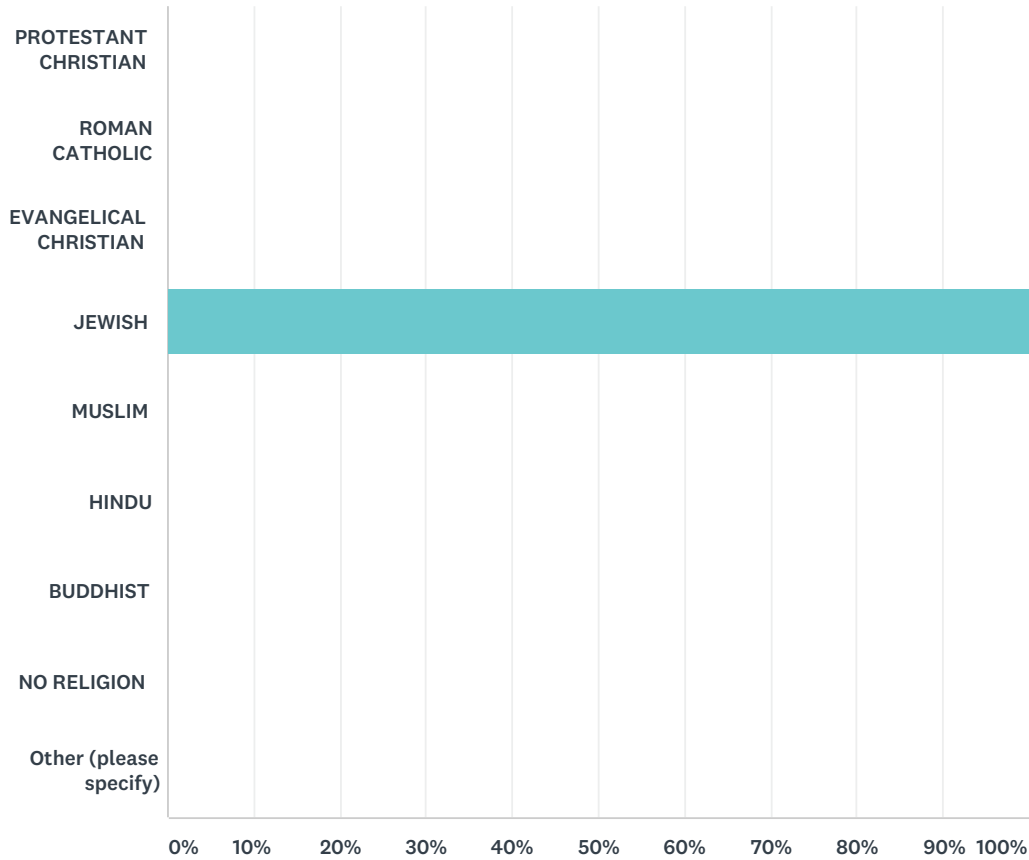
Answered: 79 Skipped: 0



ANSWER CHOICES	RESPONSES	
Increasing inclusion of people with disabilities in faith based organizations and institutions	2.53%	2
Protecting access to healthcare, Medicaid and SSDI for people with disabilities	43.04%	34
Enabling people with disabilities to get the education and jobs they need to succeed	35.44%	28
Fighting stigmas that undermine and limit people with disabilities	18.99%	15
TOTAL		79

Q5 What is your religious affiliation?

Answered: 79 Skipped: 0

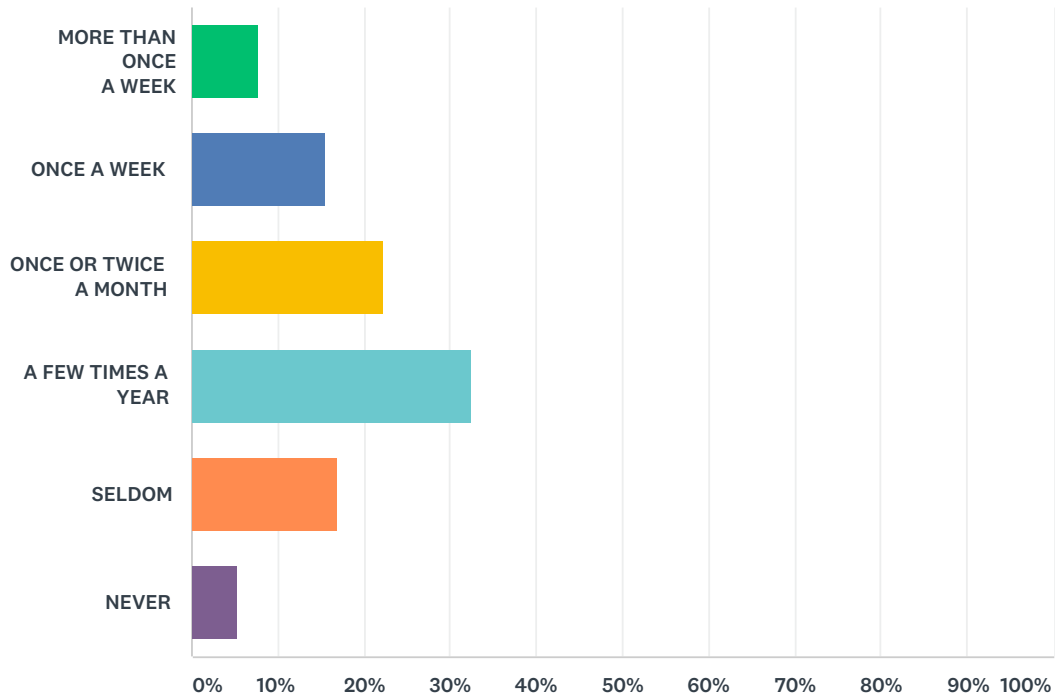


ANSWER CHOICES	RESPONSES
PROTESTANT CHRISTIAN	0.00% 0
ROMAN CATHOLIC	0.00% 0
EVANGELICAL CHRISTIAN	0.00% 0
JEWISH	100.00% 79
MUSLIM	0.00% 0
HINDU	0.00% 0
BUDDHIST	0.00% 0
NO RELIGION	0.00% 0
Other (please specify)	0.00% 0
TOTAL	79

#	OTHER (PLEASE SPECIFY)	DATE
	There are no responses.	

Q6 Aside from weddings and funerals, how often do you attend religious services?

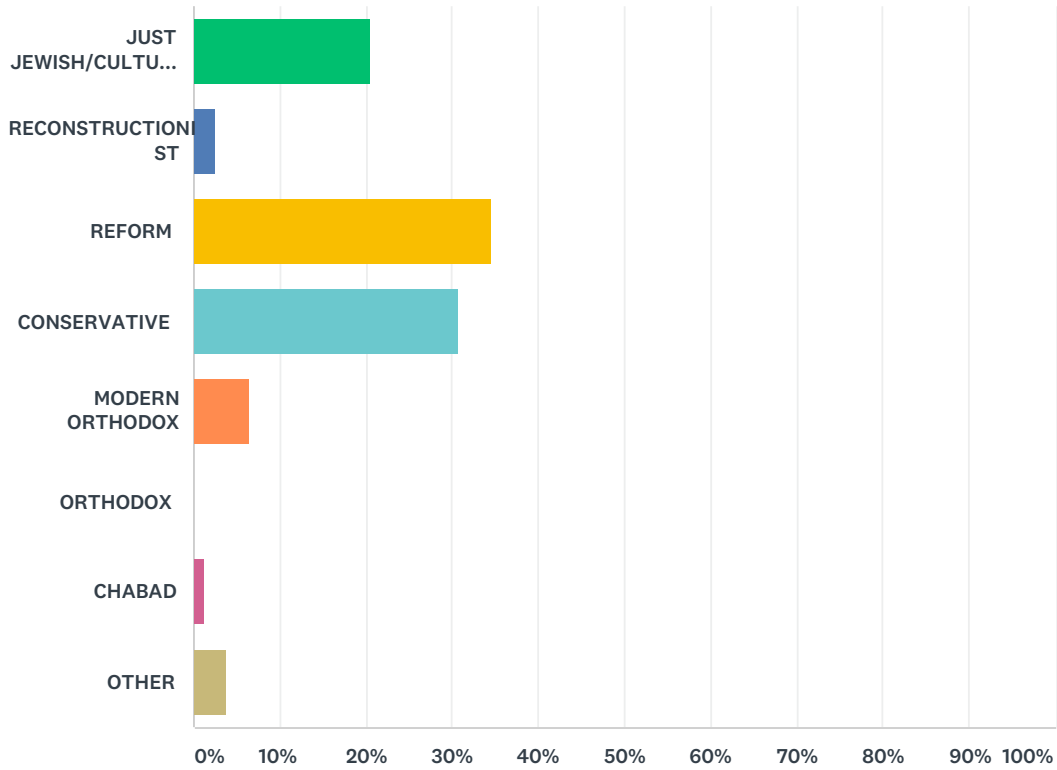
Answered: 77 Skipped: 2



ANSWER CHOICES	RESPONSES	
MORE THAN ONCE A WEEK	7.79%	6
ONCE A WEEK	15.58%	12
ONCE OR TWICE A MONTH	22.08%	17
A FEW TIMES A YEAR	32.47%	25
SELDOM	16.88%	13
NEVER	5.19%	4
TOTAL		77

Q7 Would you describe yourself as ...

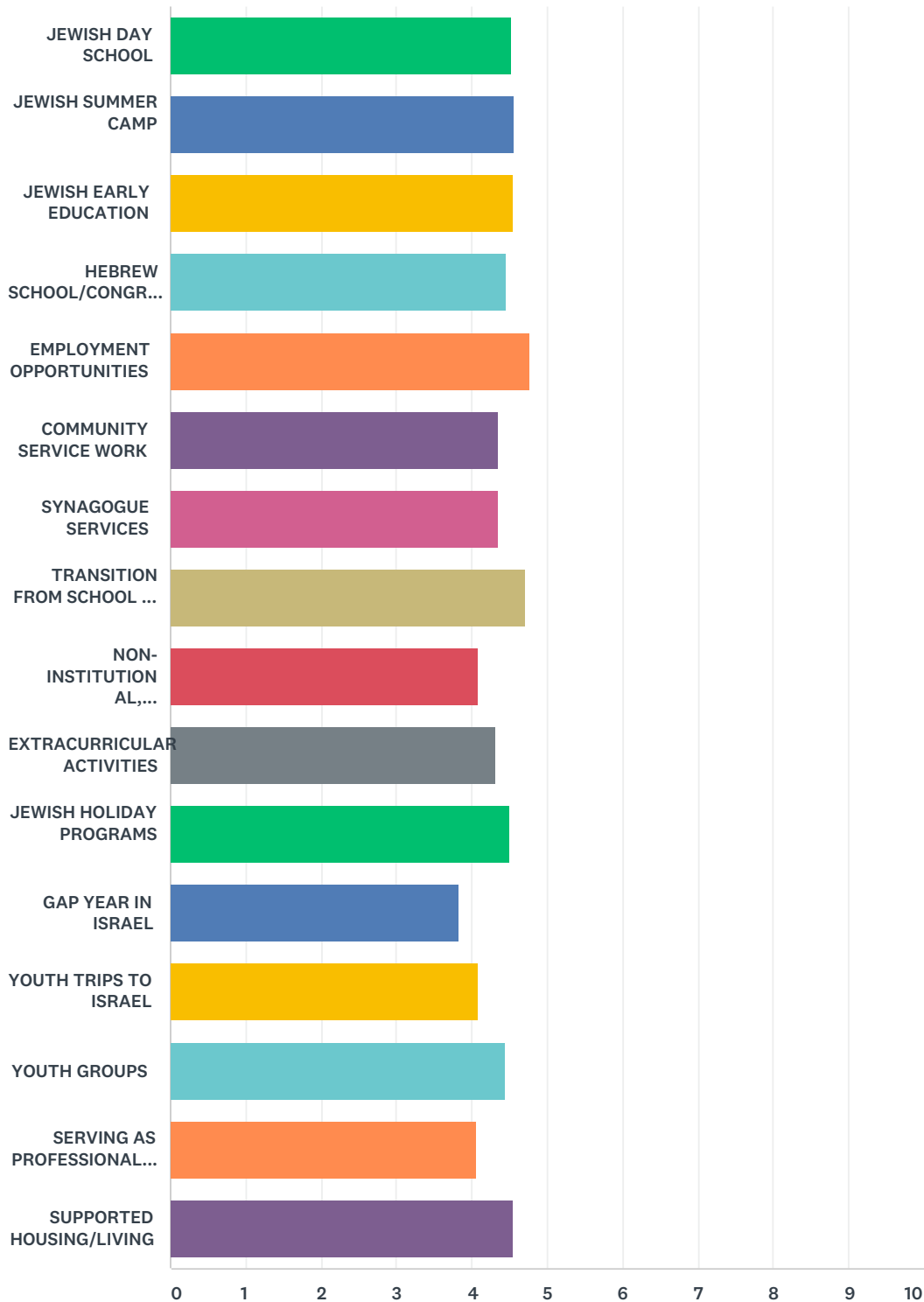
Answered: 78 Skipped: 1



ANSWER CHOICES	RESPONSES	
JUST JEWISH/CULTURALLY JEWISH	20.51%	16
RECONSTRUCTIONIST	2.56%	2
REFORM	34.62%	27
CONSERVATIVE	30.77%	24
MODERN ORTHODOX	6.41%	5
ORTHODOX	0.00%	0
CHABAD	1.28%	1
OTHER	3.85%	3
TOTAL		78

Q8 Please rate how important it is for Jewish people with disabilities to be able to attend and fully participate in each of the following:

Answered: 78 Skipped: 1



	EXTREMELY IMPORTANT	VERY IMPORTANT	SOMEWHAT IMPORTANT	NOT SO IMPORTANT	NOT AT ALL IMPORTANT	TOTAL	WEIGHTED AVERAGE
--	---------------------	----------------	--------------------	------------------	----------------------	-------	------------------

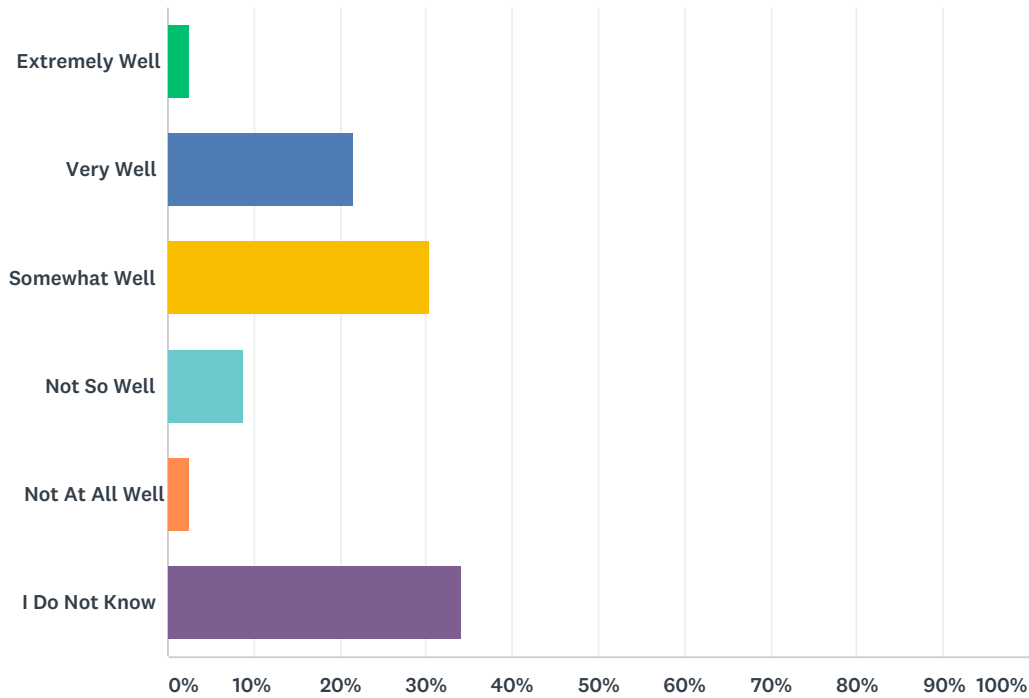
Faith and Disability Inclusion Survey

SurveyMonkey

JEWISH DAY SCHOOL	61.04% 47	29.87% 23	7.79% 6	1.30% 1	0.00% 0	77	4.51
JEWISH SUMMER CAMP	64.94% 50	27.27% 21	7.79% 6	0.00% 0	0.00% 0	77	4.57
JEWISH EARLY EDUCATION	62.34% 48	31.17% 24	5.19% 4	1.30% 1	0.00% 0	77	4.55
HEBREW SCHOOL/CONGREGATIONAL SCHOOL/SUNDAY SCHOOL	57.14% 44	32.47% 25	9.09% 7	1.30% 1	0.00% 0	77	4.45
EMPLOYMENT OPPORTUNITIES	79.49% 62	17.95% 14	1.28% 1	1.28% 1	0.00% 0	78	4.76
COMMUNITY SERVICE WORK	51.95% 40	33.77% 26	12.99% 10	1.30% 1	0.00% 0	77	4.36
SYNAGOGUE SERVICES	54.55% 42	25.97% 20	19.48% 15	0.00% 0	0.00% 0	77	4.35
TRANSITION FROM SCHOOL TO WORKFORCE	75.32% 58	22.08% 17	1.30% 1	1.30% 1	0.00% 0	77	4.71
NON-INSTITUTIONAL, NON-MEMBERSHIP JEWISH GROUPS (I.E. POP-UP SHABBAT, CHAVURAHs)	40.79% 31	32.89% 25	19.74% 15	6.58% 5	0.00% 0	76	4.08
EXTRACURRICULAR ACTIVITIES	49.35% 38	35.06% 27	12.99% 10	1.30% 1	1.30% 1	77	4.30
JEWISH HOLIDAY PROGRAMS	61.84% 47	26.32% 20	10.53% 8	1.32% 1	0.00% 0	76	4.49
GAP YEAR IN ISRAEL	41.33% 31	17.33% 13	26.67% 20	12.00% 9	2.67% 2	75	3.83
YOUTH TRIPS TO ISRAEL	48.00% 36	24.00% 18	17.33% 13	8.00% 6	2.67% 2	75	4.07
YOUTH GROUPS	60.00% 45	24.00% 18	14.67% 11	1.33% 1	0.00% 0	75	4.43
SERVING AS PROFESSIONAL STAFF IN JEWISH ORGANIZATIONS	46.67% 35	24.00% 18	17.33% 13	12.00% 9	0.00% 0	75	4.05
SUPPORTED HOUSING/LIVING	65.33% 49	24.00% 18	9.33% 7	1.33% 1	0.00% 0	75	4.53

Q9 Overall, how well is the Jewish community doing at including people with disabilities in those activities?

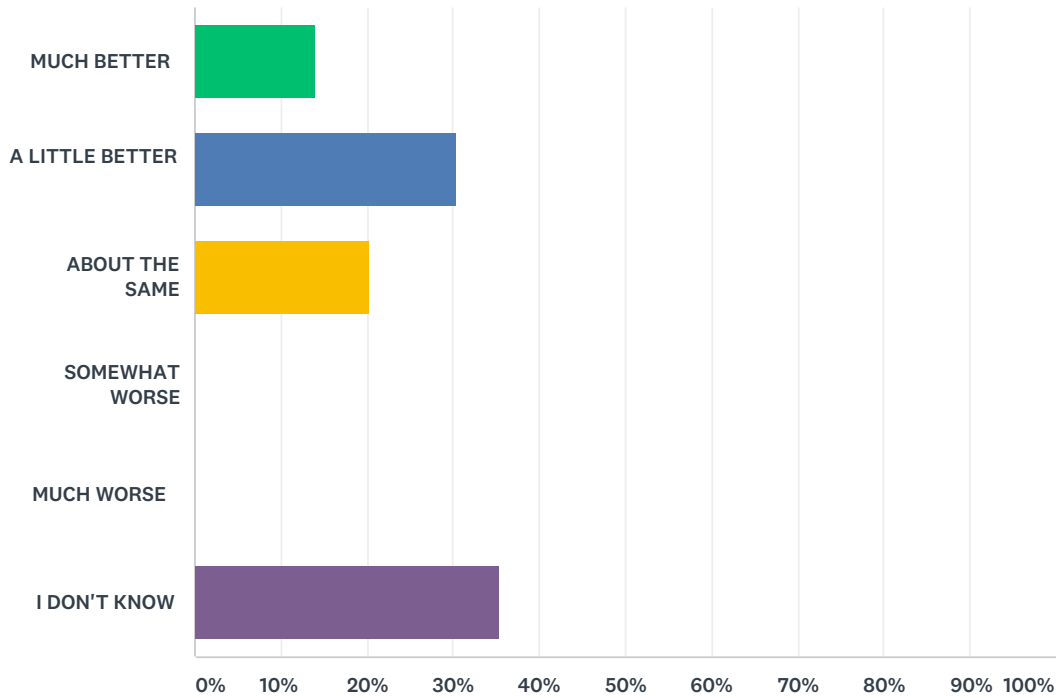
Answered: 79 Skipped: 0



ANSWER CHOICES	RESPONSES
Extremely Well	2.53% 2
Very Well	21.52% 17
Somewhat Well	30.38% 24
Not So Well	8.86% 7
Not At All Well	2.53% 2
I Do Not Know	34.18% 27
TOTAL	79

Q10 Compared to 5 years ago, how is the Jewish community at including people with disabilities?

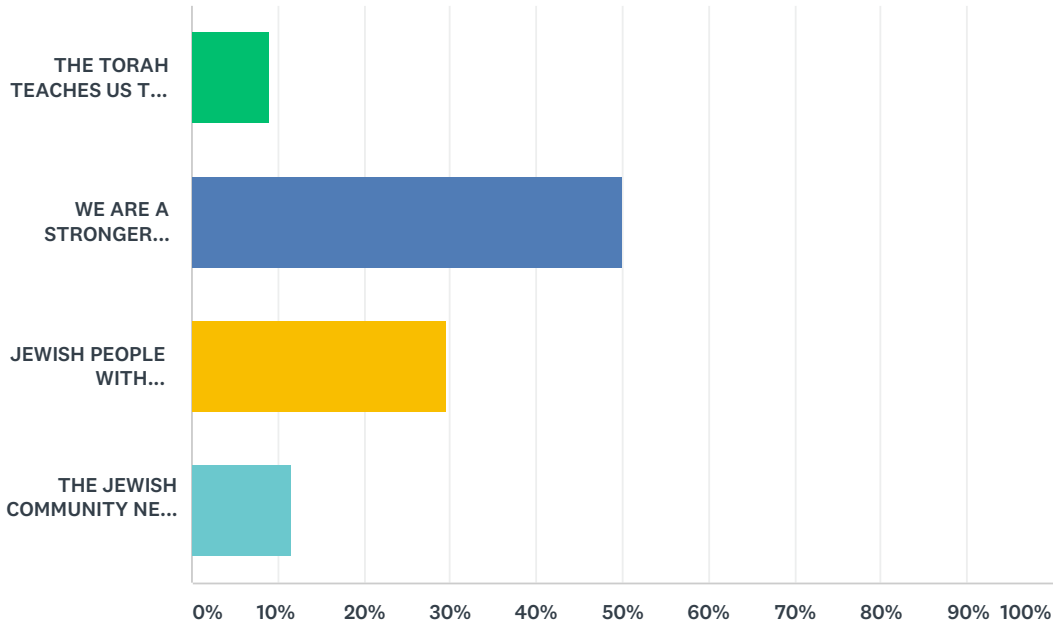
Answered: 79 Skipped: 0



ANSWER CHOICES	RESPONSES	
MUCH BETTER	13.92%	11
A LITTLE BETTER	30.38%	24
ABOUT THE SAME	20.25%	16
SOMEWHAT WORSE	0.00%	0
MUCH WORSE	0.00%	0
I DON'T KNOW	35.44%	28
TOTAL		79

Q11 Which of the following do you think is the most convincing reason why inclusion of people with disabilities should be a more important priority for your faith community:

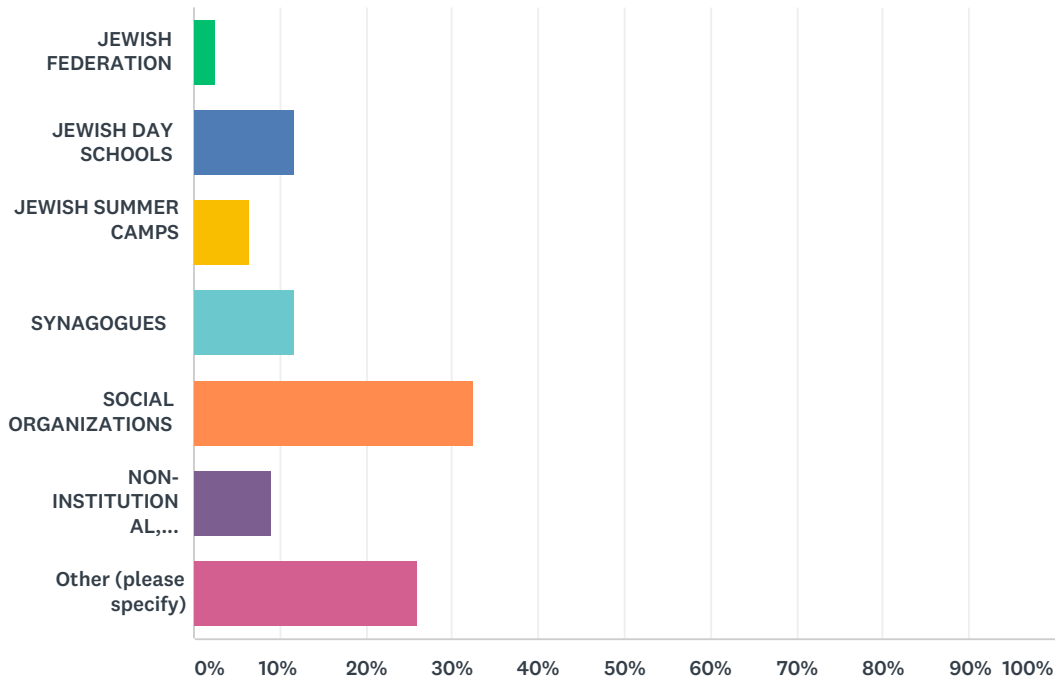
Answered: 78 Skipped: 1



ANSWER CHOICES	RESPONSES
THE TORAH TEACHES US THAT ALL JEWS ARE EQUAL, INCLUDING THOSE WITH DISABILITIES. SOME OF OUR GREATEST LEADERS, INCLUDING MOSES, JACOB AND ISAAC HAD DISABILITIES.	8.97% 7
WE ARE A STRONGER COMMUNITY WHEN WE LIVE UP TO OUR VALUES—WHEN WE ARE WELCOMING, DIVERSE, MORAL, AND RESPECT ONE ANOTHER. WE WANT OUR CHILDREN, PARENTS, GRANDPARENTS, AND OTHER FAMILY AND FRIENDS WITH DISABILITIES TO BE ABLE TO HAVE AN EQUAL OPPORTUNITY TO FULLY PARTICIPATE IN OUR COMMUNITY.	50.00% 39
JEWISH PEOPLE WITH DISABILITIES AND THEIR FAMILIES HAVE THE SAME HOPES AND DREAMS AS EVERYONE ELSE, EVEN IF THEY FACE DIFFERENT CHALLENGES. WE SHOULD ENSURE THAT EVERYONE KNOWS THAT THEIR PRESENCE AND PARTICIPATION IS WELCOME AND MEANINGFUL TO US ALL.	29.49% 23
THE JEWISH COMMUNITY NEEDS CONTINUITY AND EVERY JEW COUNTS. JUST LIKE WE WANT TO KEEP INTERFAITH FAMILIES, AND FAMILIES INSIDE THE JEWISH COMMUNITY, SO TO DO WE WANT TO KEEP JEWS WITH DISABILITIES INVOLVED AND INCLUDED IN OUR COMMUNITY.	11.54% 9
TOTAL	78

Q12 Where in the community do you find the most challenges for inclusion of people with disabilities?

Answered: 77 Skipped: 2



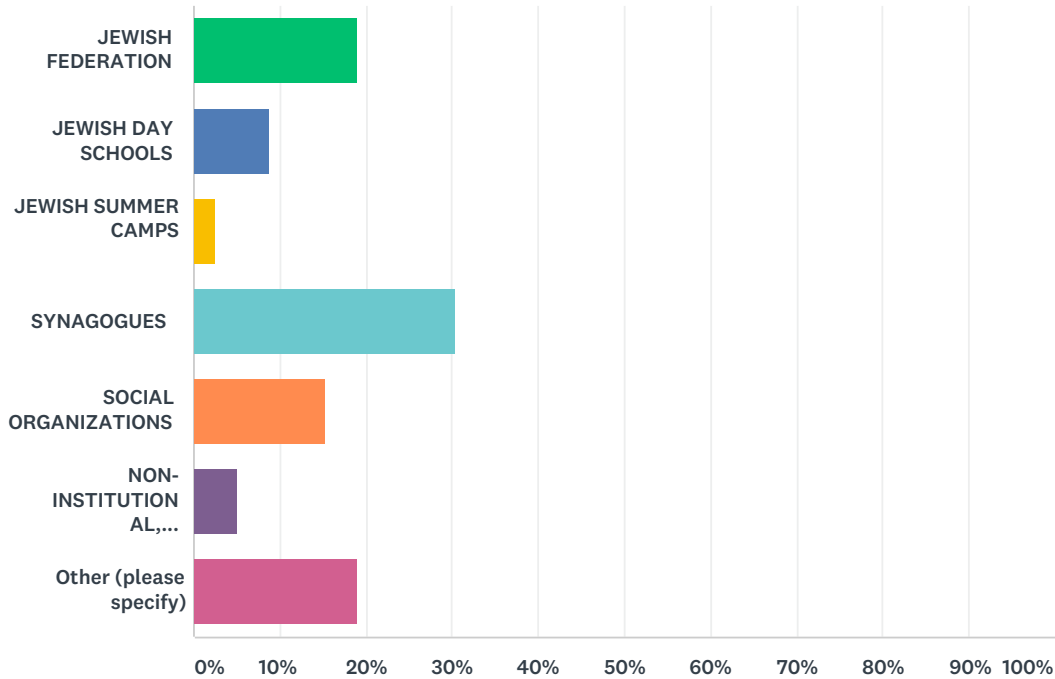
ANSWER CHOICES	RESPONSES
JEWISH FEDERATION	2.60% 2
JEWISH DAY SCHOOLS	11.69% 9
JEWISH SUMMER CAMPS	6.49% 5
SYNAGOGUES	11.69% 9
SOCIAL ORGANIZATIONS	32.47% 25
NON-INSTITUTIONAL, NON-MEMBERSHIP JEWISH GROUPS(I.E. POP-UP SHABBAT, CHAVURAHS)	9.09% 7
Other (please specify)	25.97% 20
TOTAL	77

#	OTHER (PLEASE SPECIFY)	DATE
1	not sure	9/6/2018 4:21 PM
2	I don't know	9/4/2018 4:48 PM
3	Do not know	9/1/2018 6:26 PM
4	do not know	8/30/2018 6:24 PM
5	don't really know	8/30/2018 5:51 PM
6	haven't a clue	8/30/2018 5:30 PM
7	I do not know	8/30/2018 5:23 PM
8	I don't know what things are like in a lot of those categories, so I can't answer this question	8/30/2018 4:34 PM

9	I have no idea.	7/14/2018 1:26 PM
10	N/a	7/11/2018 9:23 PM
11	I don't know.	7/10/2018 11:23 PM
12	Work	7/10/2018 10:39 PM
13	I don't know.	7/10/2018 8:50 PM
14	Don't know or have opinion	7/10/2018 6:54 PM
15	Don't know.	7/10/2018 3:39 PM
16	No Opinion	7/10/2018 3:04 PM
17	everywhere	7/10/2018 2:24 PM
18	not sure	7/10/2018 2:17 PM
19	Good question	7/10/2018 12:40 PM
20	Not sure	7/10/2018 11:19 AM

Q13 Aside from an individual's family and friends, which part of the community is most responsible for increasing inclusion of people with disabilities?

Answered: 79 Skipped: 0



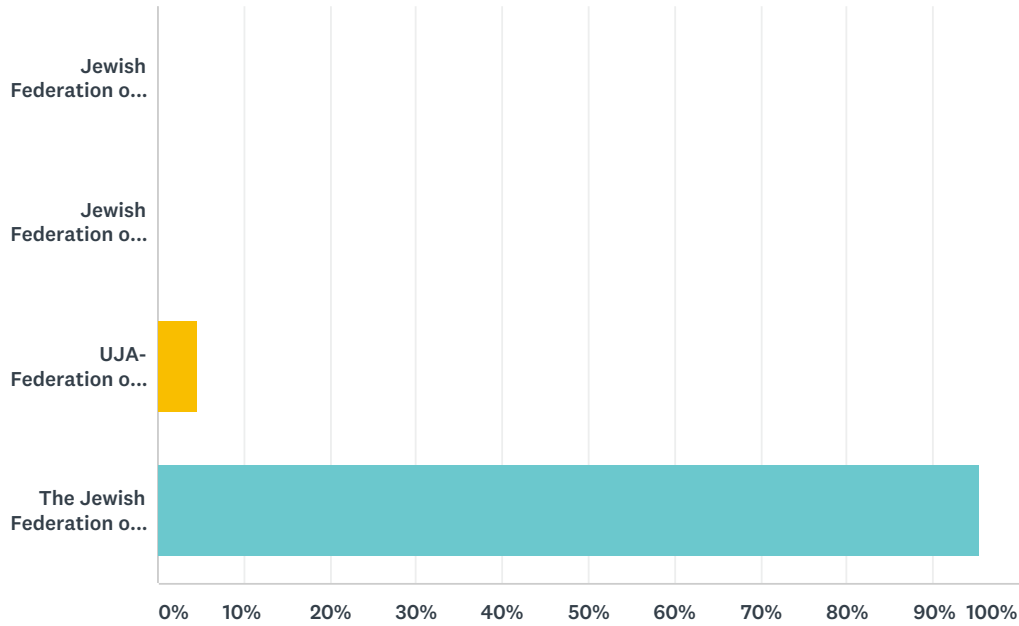
ANSWER CHOICES	RESPONSES
JEWISH FEDERATION	18.99% 15
JEWISH DAY SCHOOLS	8.86% 7
JEWISH SUMMER CAMPS	2.53% 2
SYNAGOGUES	30.38% 24
SOCIAL ORGANIZATIONS	15.19% 12
NON-INSTITUTIONAL, NON-MEMBERSHIP JEWISH GROUPS(I.E. POP-UP SHABBAT, CHAVURAHS)	5.06% 4
Other (please specify)	18.99% 15
TOTAL	79

#	OTHER (PLEASE SPECIFY)	DATE
1	all of the above	9/6/2018 4:21 PM
2	All of the above !!	8/30/2018 8:20 PM
3	do not know	8/30/2018 6:24 PM
4	all!	8/30/2018 5:51 PM
5	all of us	8/30/2018 5:30 PM
6	Leadership	7/24/2018 4:15 AM
7	I do not know	7/10/2018 10:39 PM

8	I don't know.	7/10/2018 8:50 PM
9	Every Jew.	7/10/2018 3:39 PM
10	No Opinion	7/10/2018 3:04 PM
11	everyone	7/10/2018 2:24 PM
12	all of these	7/10/2018 2:17 PM
13	All of the above	7/10/2018 1:55 PM
14	All of them.	7/10/2018 12:40 PM
15	All of them	7/10/2018 11:30 AM

Q14 Please check off if you live in a community served by any of these:

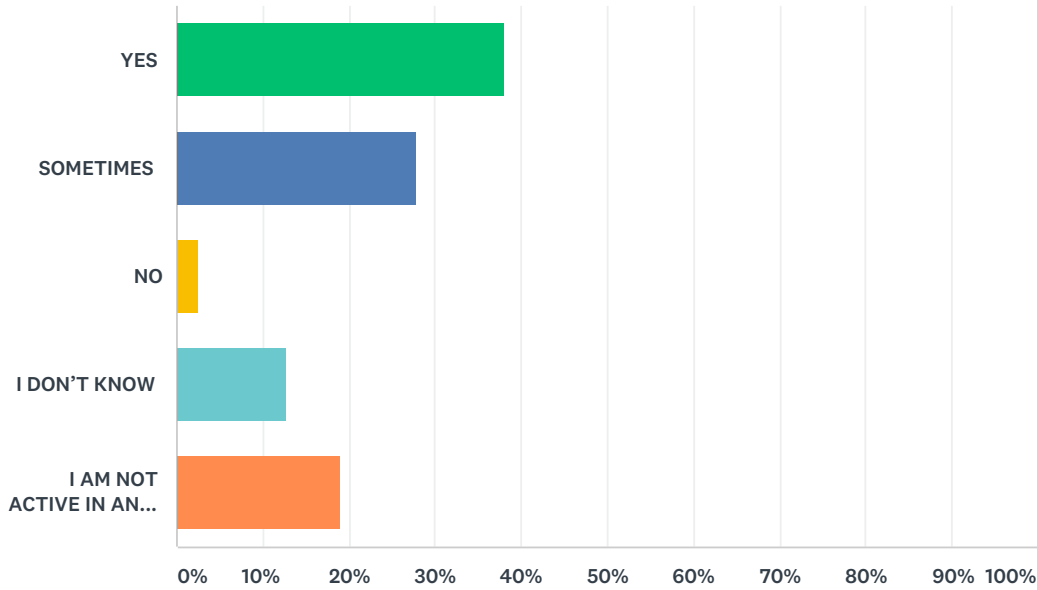
Answered: 44 Skipped: 35



ANSWER CHOICES	RESPONSES	
Jewish Federation of Greater Washington	0.00%	0
Jewish Federation of Greater Houston	0.00%	0
UJA- Federation of New York	4.55%	2
The Jewish Federation of Greater Los Angeles	95.45%	42
TOTAL		44

Q15 In the faith-based institutions and groups that you are active in, do you feel that people with disabilities are included? (i.e.social activities, men's clubs/sisterhoods, youth groups)

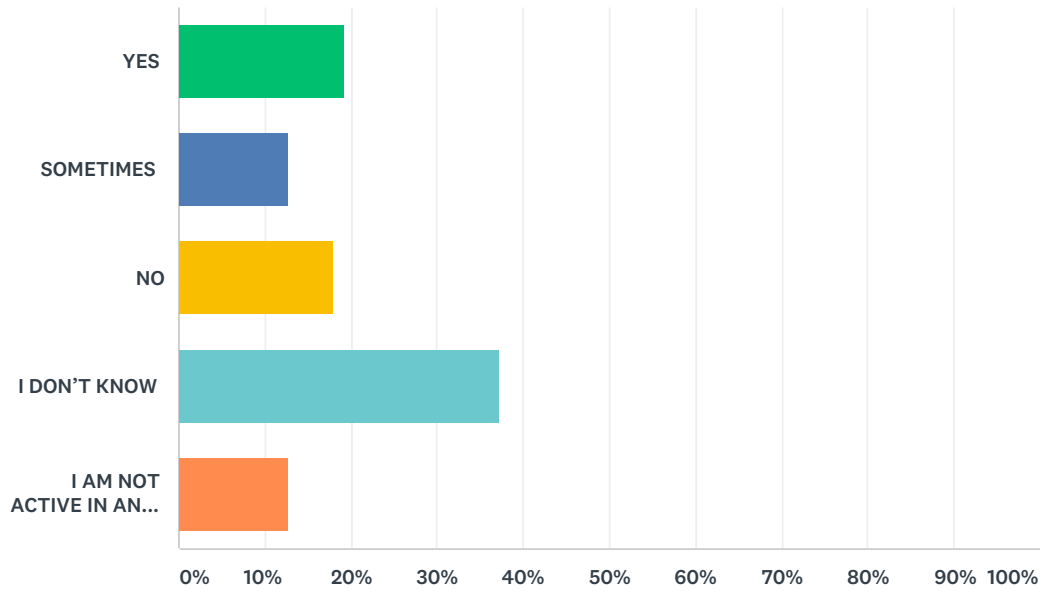
Answered: 79 Skipped: 0



ANSWER CHOICES	RESPONSES	
YES	37.97%	30
SOMETIMES	27.85%	22
NO	2.53%	2
I DON'T KNOW	12.66%	10
I AM NOT ACTIVE IN ANY FAITH BASED INSTITUTIONS	18.99%	15
TOTAL		79

Q16 Do you feel that people with disabilities are encouraged to serve on the boards and committees of your faith based institutions?

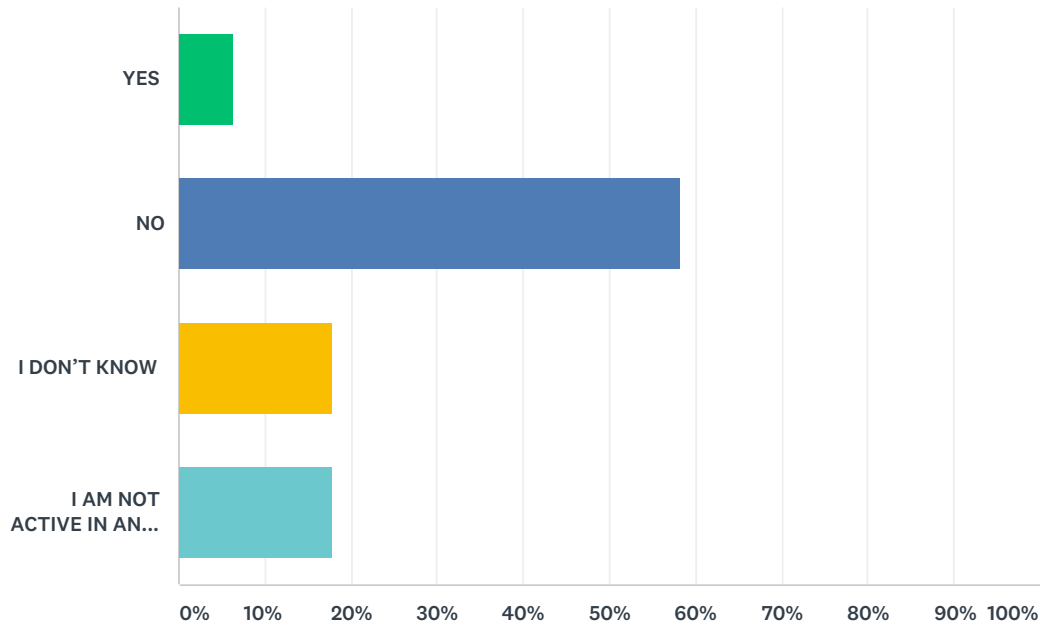
Answered: 78 Skipped: 1



ANSWER CHOICES	RESPONSES	
YES	19.23%	15
SOMETIMES	12.82%	10
NO	17.95%	14
I DON'T KNOW	37.18%	29
I AM NOT ACTIVE IN ANY FAITH BASED INSTITUTIONS	12.82%	10
TOTAL		78

Q17 Do you know of any clergy or staff with disabilities at your own faith based institutions?

Answered: 79 Skipped: 0



ANSWER CHOICES	RESPONSES	
YES	6.33%	5
NO	58.23%	46
I DON'T KNOW	17.72%	14
I AM NOT ACTIVE IN ANY FAITH BASED INSTITUTIONS	17.72%	14
TOTAL		79

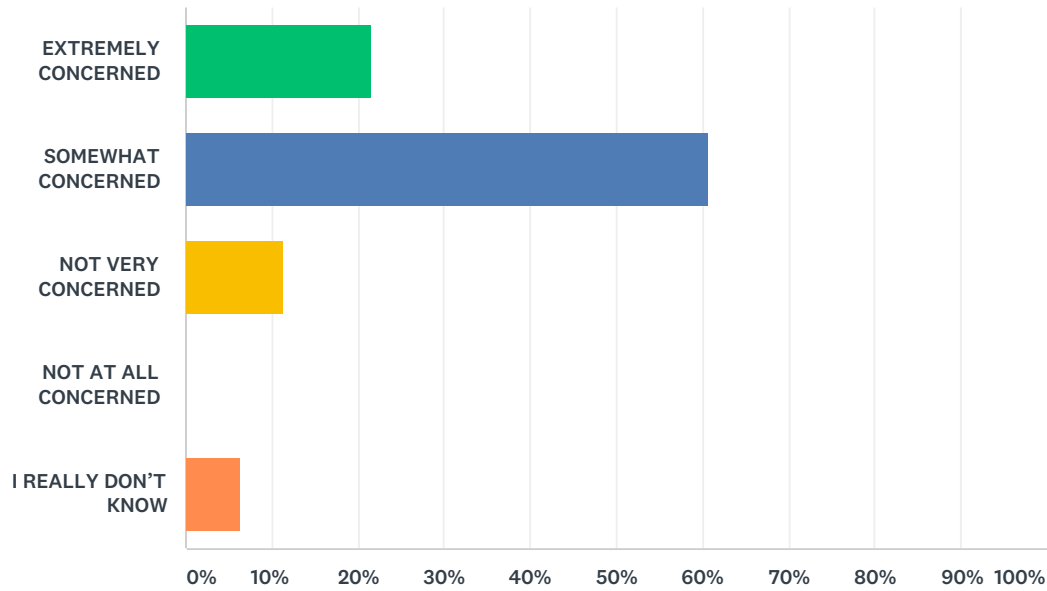
Q18 OPTIONAL: Please specify which institution has clergy or staff with disabilities?

Answered: 4 Skipped: 75

#	RESPONSES	DATE
1	Valley Beth Shalom Day School has a teaching assistant with a disability.	9/4/2018 4:43 PM
2	I don't know of any clergy or staff with disabilities.	8/30/2018 4:10 PM
3	My synagogue.	7/11/2018 5:54 PM
4	N/A	7/10/2018 3:05 PM

Q19 Overall, how concerned are you about increasing inclusion of people with disabilities in your faith community?

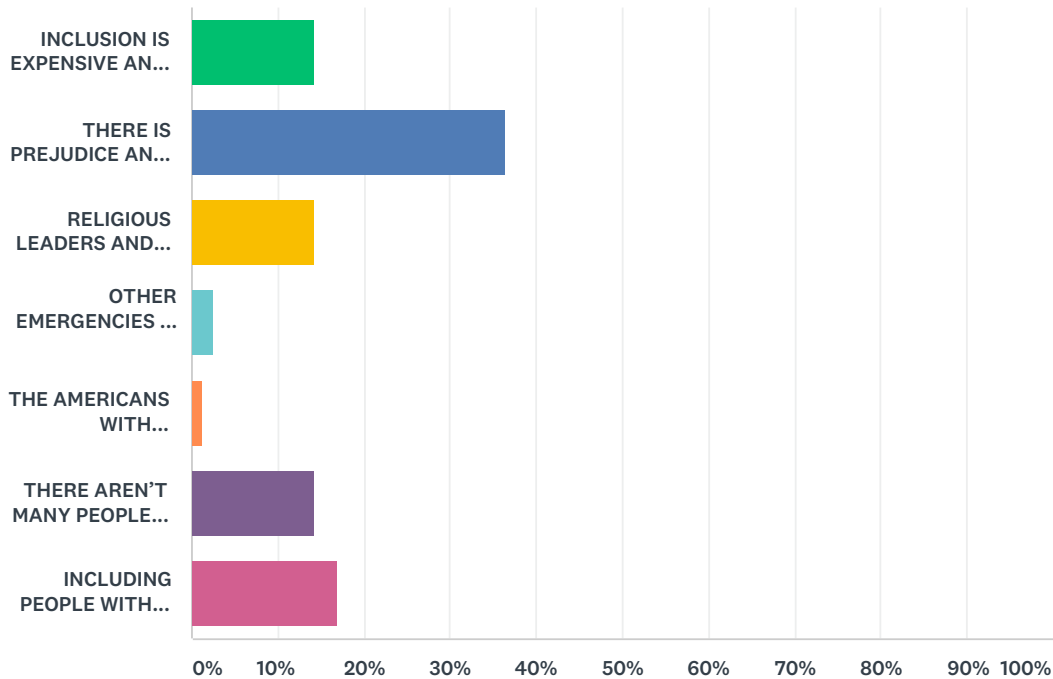
Answered: 79 Skipped: 0



ANSWER CHOICES	RESPONSES	
EXTREMELY CONCERNED	21.52%	17
SOMEWHAT CONCERNED	60.76%	48
NOT VERY CONCERNED	11.39%	9
NOT AT ALL CONCERNED	0.00%	0
I REALLY DON'T KNOW	6.33%	5
TOTAL		79

Q20 Which of the following do you think is the biggest barrier to fully including more people with disabilities in your faith community?

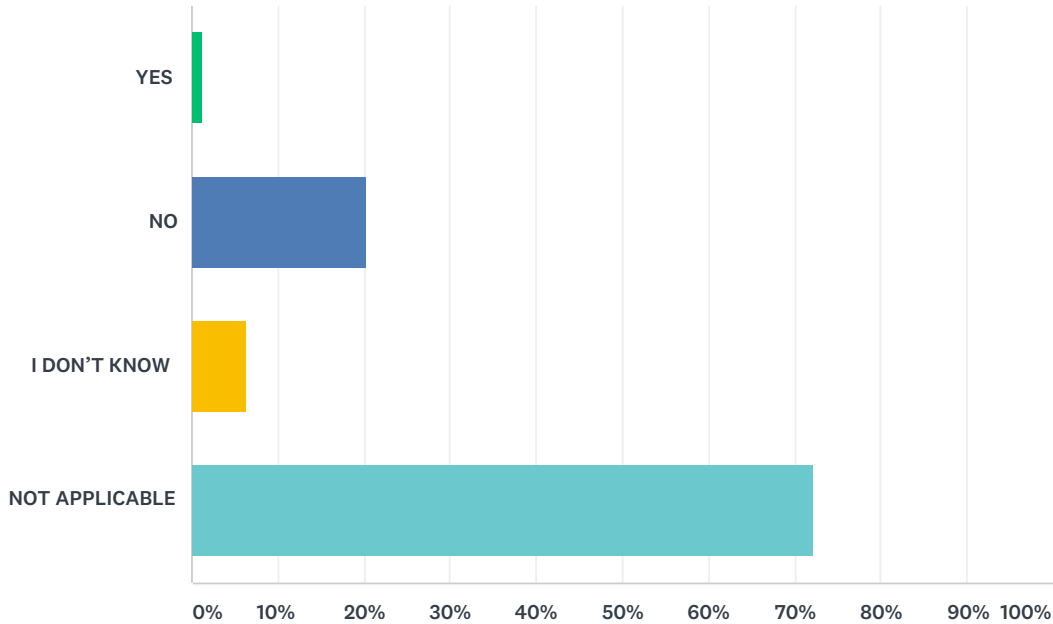
Answered: 77 Skipped: 2



ANSWER CHOICES	RESPONSES	
INCLUSION IS EXPENSIVE AND THE COMMUNITY HAS LIMITED RESOURCES.	14.29%	11
THERE IS PREJUDICE AND UNACKNOWLEDGED STIGMA AGAINST PEOPLE WITH DISABILITIES.	36.36%	28
RELIGIOUS LEADERS AND ACTIVISTS WANT TO BE INCLUSIVE, BUT THEY DON'T KNOW HOW.	14.29%	11
OTHER EMERGENCIES AND COMMUNAL NEEDS ARE MORE PRESSING.	2.60%	2
THE AMERICANS WITH DISABILITIES ACT (ADA) EXEMPTED RELIGIOUS INSTITUTIONS.	1.30%	1
THERE AREN'T MANY PEOPLE WITH DISABILITIES AND THOSE IN THE COMMUNITY ARE INCLUDED.	14.29%	11
INCLUDING PEOPLE WITH DISABILITIES CAN BE COMPLICATED AND WE DON'T HAVE THE EXPERTISE TO SERVE EVERY NEED.	16.88%	13
TOTAL		77

Q21 Has a person with a disability in your household ever been turned away from an activity at an organization in your faith community because of its inability or unwillingness to make a reasonable accommodation?

Answered: 79 Skipped: 0



ANSWER CHOICES	RESPONSES
YES	1.27% 1
NO	20.25% 16
I DON'T KNOW	6.33% 5
NOT APPLICABLE	72.15% 57
TOTAL	79

Q22 OPTIONAL: If you or someone with a disability has been excluded, please share when and what happened.

Answered: 4 Skipped: 75

#	RESPONSES	DATE
1	n/a	8/30/2018 4:10 PM
2	Deaf Community in bay Area has no access to Religious School education.	8/1/2018 6:41 PM
3	N/A	7/10/2018 3:05 PM
4	A synagogue did not feel it could properly serve my autistic cousin.	7/10/2018 11:12 AM

Q23 What one word or phrase sums up the biggest obstacle to people with disabilities finding and succeeding in a job?

Answered: 70 Skipped: 9

#	RESPONSES	DATE
1	discrimination	9/6/2018 4:23 PM
2	prejudice	9/4/2018 6:19 PM
3	Open-mindedness	9/4/2018 4:50 PM
4	Stigma	9/4/2018 4:44 PM
5	the interview	9/4/2018 4:32 PM
6	Capitalism	9/4/2018 4:28 PM
7	unknowlegeable	9/4/2018 4:27 PM
8	Encouragement	9/1/2018 6:30 PM
9	Employers willing to hire them	8/30/2018 7:59 PM
10	Opportunity for such jobs.	8/30/2018 7:57 PM
11	prejudice	8/30/2018 7:45 PM
12	Assistance	8/30/2018 7:31 PM
13	Understanding	8/30/2018 7:20 PM
14	I do not know	8/30/2018 6:27 PM
15	prejudice	8/30/2018 5:54 PM
16	Don't know	8/30/2018 5:40 PM
17	job not available	8/30/2018 5:33 PM
18	prejudice	8/30/2018 5:27 PM
19	productive	8/30/2018 5:26 PM
20	I don't know	8/30/2018 5:12 PM
21	LACK OF COMPASSION FOR THE DISABLED!!	8/30/2018 4:50 PM
22	Prejudice	8/30/2018 4:37 PM
23	Accommodations	8/30/2018 4:21 PM
24	Relevant education and training	8/30/2018 4:17 PM
25	bias	8/30/2018 4:14 PM
26	transportation	8/30/2018 4:13 PM
27	Do they have a real education, that would allow them to compete equally with an able-bodied person? If not, then we are doing them a disservice. The soft bigotry of low expectations....	8/30/2018 4:12 PM
28	Dscriminaion	8/2/2018 2:52 PM
29	predjudice	8/1/2018 6:42 PM
30	Information	7/24/2018 4:17 AM
31	access	7/14/2018 1:29 PM
32	handicapped	7/12/2018 12:02 PM
33	Ignorance by employers	7/11/2018 9:26 PM

34	The working Environment	7/11/2018 5:57 PM
35	Fear	7/11/2018 11:38 AM
36	Acceptance	7/10/2018 11:24 PM
37	Prejudice	7/10/2018 10:42 PM
38	Stigma	7/10/2018 10:20 PM
39	Having to rely on other people	7/10/2018 9:25 PM
40	Prejudice.	7/10/2018 8:53 PM
41	Pregidious	7/10/2018 8:23 PM
42	Ability to persevere; absence rate	7/10/2018 7:42 PM
43	non-proportional	7/10/2018 7:37 PM
44	Not appropriate work	7/10/2018 6:56 PM
45	Ignorance.	7/10/2018 6:10 PM
46	lack of resources	7/10/2018 6:09 PM
47	bigotry	7/10/2018 5:55 PM
48	Prejudice	7/10/2018 5:53 PM
49	Discrimination	7/10/2018 5:20 PM
50	Misunderstanding	7/10/2018 4:42 PM
51	Awareness	7/10/2018 3:54 PM
52	Ignorance	7/10/2018 3:48 PM
53	Stigma	7/10/2018 3:15 PM
54	prejudice	7/10/2018 3:14 PM
55	Lack of understanding and knowledge of those without disabilities	7/10/2018 3:14 PM
56	Available money	7/10/2018 3:06 PM
57	ignorance	7/10/2018 2:49 PM
58	fear	7/10/2018 2:27 PM
59	n/a	7/10/2018 2:19 PM
60	Not understanding how to include in the workplace	7/10/2018 1:59 PM
61	Mobility	7/10/2018 12:41 PM
62	prejudice	7/10/2018 12:35 PM
63	Prejudice	7/10/2018 11:44 AM
64	fear	7/10/2018 11:44 AM
65	Trust	7/10/2018 11:33 AM
66	Discrimination	7/10/2018 11:24 AM
67	Narcissism	7/10/2018 11:24 AM
68	preconceived ideas of others	7/10/2018 11:19 AM
69	stigma/prejudice	7/10/2018 11:12 AM
70	communicating abilities they DO have	7/6/2018 1:27 PM

Q24 What is the one thing that should be done to help more people with disabilities find and succeed in jobs?

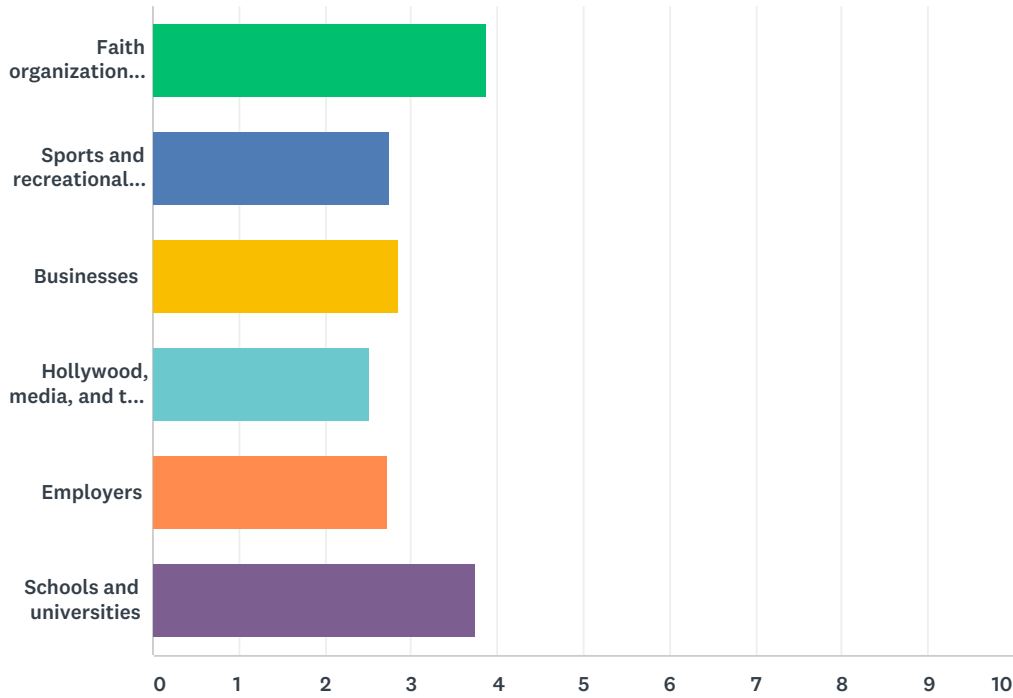
Answered: 67 Skipped: 12

#	RESPONSES	DATE
1	provide support	9/6/2018 4:23 PM
2	educate people who don't have disabilities on what they can do to be more inclusive	9/4/2018 6:19 PM
3	Community outreach	9/4/2018 4:50 PM
4	training	9/4/2018 4:44 PM
5	preparation	9/4/2018 4:32 PM
6	Making sure people with disabilities voices are heard.	9/4/2018 4:28 PM
7	better funding	9/4/2018 4:27 PM
8	Knowledge	9/1/2018 6:30 PM
9	Networking	8/30/2018 7:59 PM
10	Training.	8/30/2018 7:57 PM
11	appropriate accommodations	8/30/2018 7:45 PM
12	Assistance	8/30/2018 7:31 PM
13	Training	8/30/2018 7:20 PM
14	I do not know	8/30/2018 6:27 PM
15	educating the "healthy" majority	8/30/2018 5:54 PM
16	Training	8/30/2018 5:40 PM
17	involve them in the procedure	8/30/2018 5:33 PM
18	keep an open mind	8/30/2018 5:27 PM
19	Have a guidance person helping them	8/30/2018 5:26 PM
20	Job training and teaching employers how to deal with disabled people.	8/30/2018 5:12 PM
21	THOSE WHO ARE DISABLED SHOULD BE ABLE TO GO ON ANY INTERVIEW FOR A PROPER JOB ACCORDING TO THEIR KNOWLEDGE	8/30/2018 4:50 PM
22	Educate employers	8/30/2018 4:37 PM
23	Don't know	8/30/2018 4:21 PM
24	Approximately match education and training to limitations of the disability.	8/30/2018 4:17 PM
25	training	8/30/2018 4:14 PM
26	training	8/30/2018 4:13 PM
27	Make sure they have equal opportunity to education. You cannot guarantee equal outcomes, because that requires artificial manipulation of the market, but you CAN guarantee equal access to education.	8/30/2018 4:12 PM
28	Study the Tora	8/2/2018 2:52 PM
29	training programs	8/1/2018 6:42 PM
30	Educate and tolerate	7/24/2018 4:17 AM
31	Belief that you can.	7/14/2018 1:29 PM
32	work with them and give them confidence	7/12/2018 12:02 PM

33	Education on how to welcome employees with disabilities	7/11/2018 9:26 PM
34	Active recruiting by companies.	7/11/2018 5:57 PM
35	Educztion	7/11/2018 11:38 AM
36	Training	7/10/2018 11:24 PM
37	Incentivize employers	7/10/2018 10:20 PM
38	Have them all live together and help each other	7/10/2018 9:25 PM
39	Giving them the same resources given to those who don't have disabilities.	7/10/2018 8:53 PM
40	More people caring	7/10/2018 8:23 PM
41	I wish I knew. We had a disabled person working in our office private business) for several years; it worked very well. We weren't bothered by her absence rate.	7/10/2018 7:42 PM
42	tax credits for organization that demonstrate inclusiveness	7/10/2018 7:37 PM
43	Education	7/10/2018 6:56 PM
44	education	7/10/2018 6:09 PM
45	Education	7/10/2018 5:55 PM
46	Education	7/10/2018 5:53 PM
47	Education	7/10/2018 5:20 PM
48	Interview them	7/10/2018 4:42 PM
49	Know how to work with people with disabilities to overcome physical limitations.	7/10/2018 3:54 PM
50	Enact and enforce laws to protect people with disabilities.	7/10/2018 3:48 PM
51	Enforcement of the laws and education of non disabled people	7/10/2018 3:15 PM
52	Public awareness	7/10/2018 3:14 PM
53	More visibility in all aspects of daily life. Openness and understanding. Dialogue may help	7/10/2018 3:14 PM
54	Marketing to remove stigma on work effectiveness	7/10/2018 3:06 PM
55	Bring awareness to dispell fear and garner understanding	7/10/2018 2:27 PM
56	accomodation	7/10/2018 2:19 PM
57	Training	7/10/2018 1:59 PM
58	Assist with mobility	7/10/2018 12:41 PM
59	increased contact	7/10/2018 12:35 PM
60	More education	7/10/2018 11:44 AM
61	ideas	7/10/2018 11:44 AM
62	Teach the communities	7/10/2018 11:33 AM
63	Special education	7/10/2018 11:24 AM
64	Help people to chage self-indulgent behavior to serve others.	7/10/2018 11:24 AM
65	educate the public	7/10/2018 11:19 AM
66	education (communal and individuals)	7/10/2018 11:12 AM
67	coaching on how to present strengths and abilities via resume and interviews, helping target jobs/positions where their strengths will outweigh their difficulties	7/6/2018 1:27 PM

Q25 When you think about places or institutions in America, on a scale from 1-5, how open and welcoming do you think each of these are to people with disabilities, with 1 being not at all welcoming and 5 being extremely welcoming?

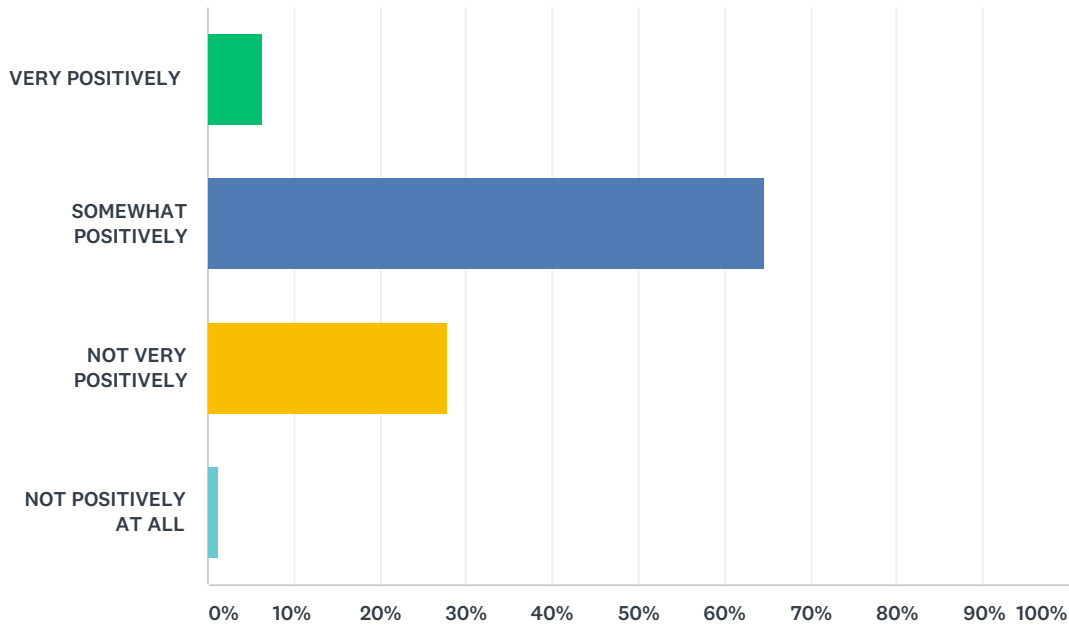
Answered: 77 Skipped: 2



	1 - NOT AT ALL WELCOMING	2	3	4	5 - EXTREMELY WELCOMING	TOTAL	WEIGHTED AVERAGE
Faith organizations and places of worship such as churches, synagogues and mosques	1.30% 1	3.90% 3	25.97% 20	45.45% 35	23.38% 18	77	3.86
Sports and recreational organizations and places	6.49% 5	35.06% 27	37.66% 29	19.48% 15	1.30% 1	77	2.74
Businesses	8.00% 6	20.00% 15	54.67% 41	14.67% 11	2.67% 2	75	2.84
Hollywood, media, and the entertainment industry	11.84% 9	39.47% 30	35.53% 27	11.84% 9	1.32% 1	76	2.51
Employers	3.95% 3	34.21% 26	48.68% 37	11.84% 9	1.32% 1	76	2.72
Schools and universities	1.30% 1	3.90% 3	29.87% 23	49.35% 38	15.58% 12	77	3.74

Q26 Overall how do you feel the news media portrays people with disabilities?

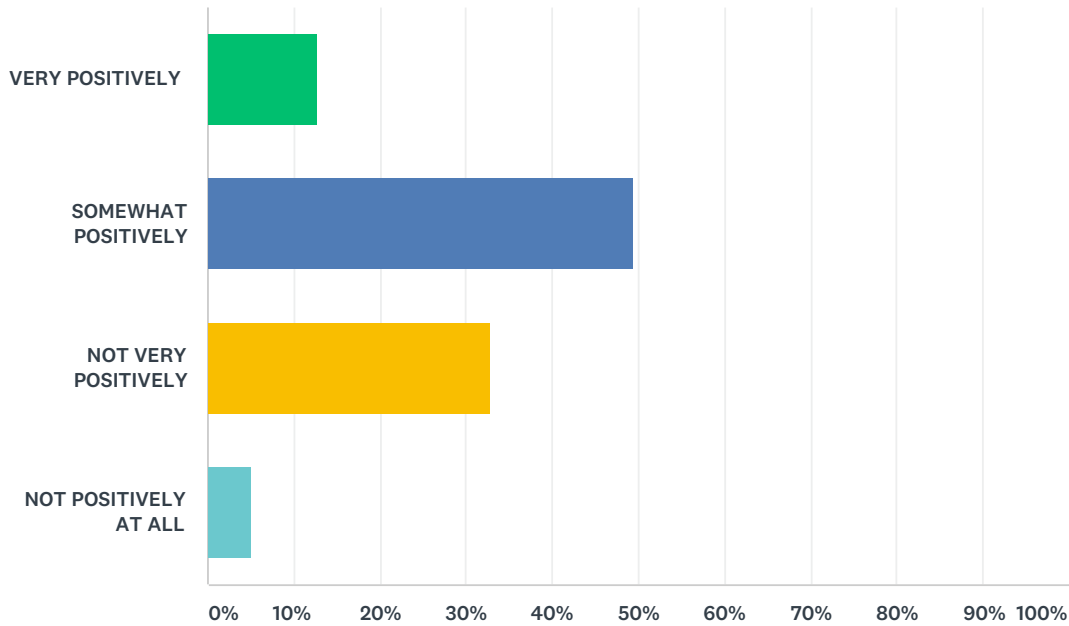
Answered: 79 Skipped: 0



ANSWER CHOICES	RESPONSES	
VERY POSITIVELY	6.33%	5
SOMEWHAT POSITIVELY	64.56%	51
NOT VERY POSITIVELY	27.85%	22
NOT POSITIVELY AT ALL	1.27%	1
TOTAL		79

Q27 Overall how do you feel the entertainment industry portrays people with disabilities in movies and on TV?

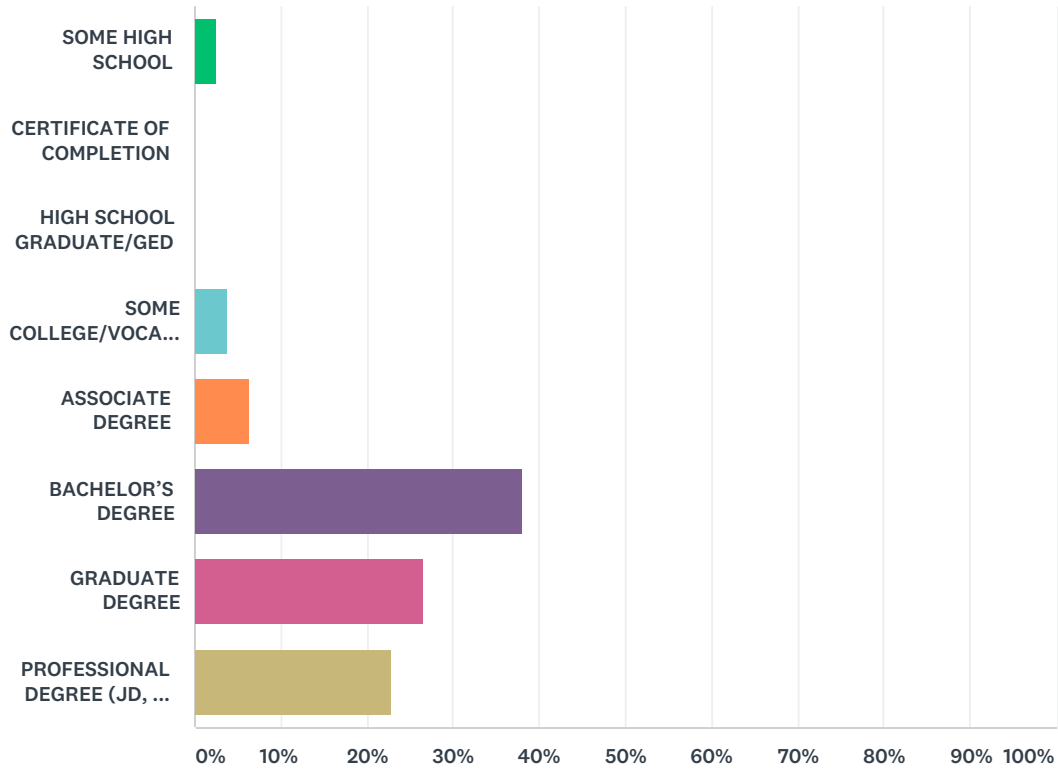
Answered: 79 Skipped: 0



ANSWER CHOICES	RESPONSES	
VERY POSITIVELY	12.66%	10
SOMEWHAT POSITIVELY	49.37%	39
NOT VERY POSITIVELY	32.91%	26
NOT POSITIVELY AT ALL	5.06%	4
TOTAL		79

Q28 What is the highest level of education that you have completed?

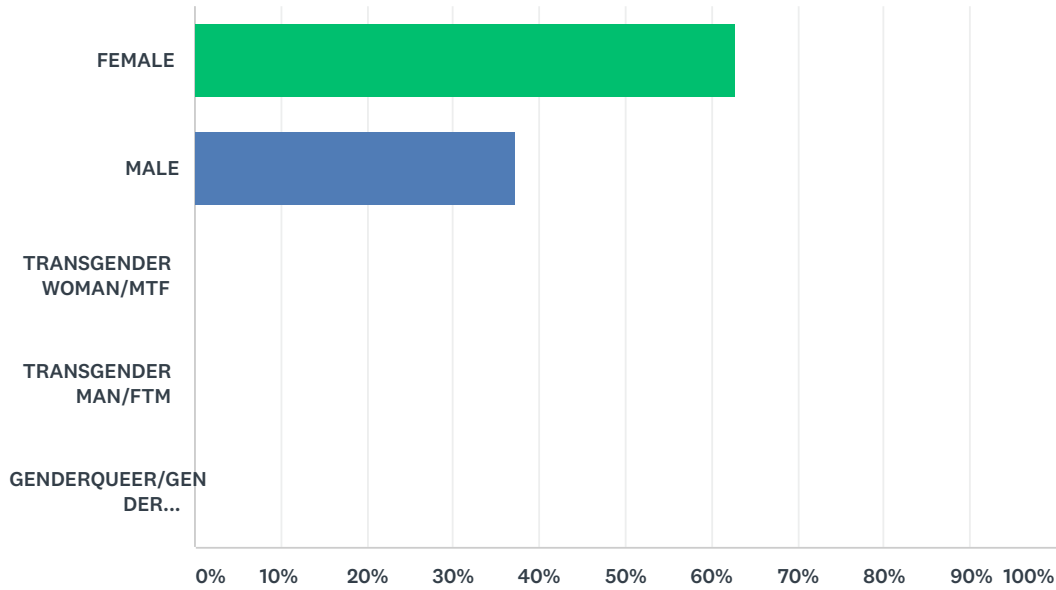
Answered: 79 Skipped: 0



ANSWER CHOICES	RESPONSES	
SOME HIGH SCHOOL	2.53%	2
CERTIFICATE OF COMPLETION	0.00%	0
HIGH SCHOOL GRADUATE/GED	0.00%	0
SOME COLLEGE/VOCATIONAL SCHOOL	3.80%	3
ASSOCIATE DEGREE	6.33%	5
BACHELOR'S DEGREE	37.97%	30
GRADUATE DEGREE	26.58%	21
PROFESSIONAL DEGREE (JD, MD, DVM, etc.)	22.78%	18
TOTAL		79

Q29 What is your gender?

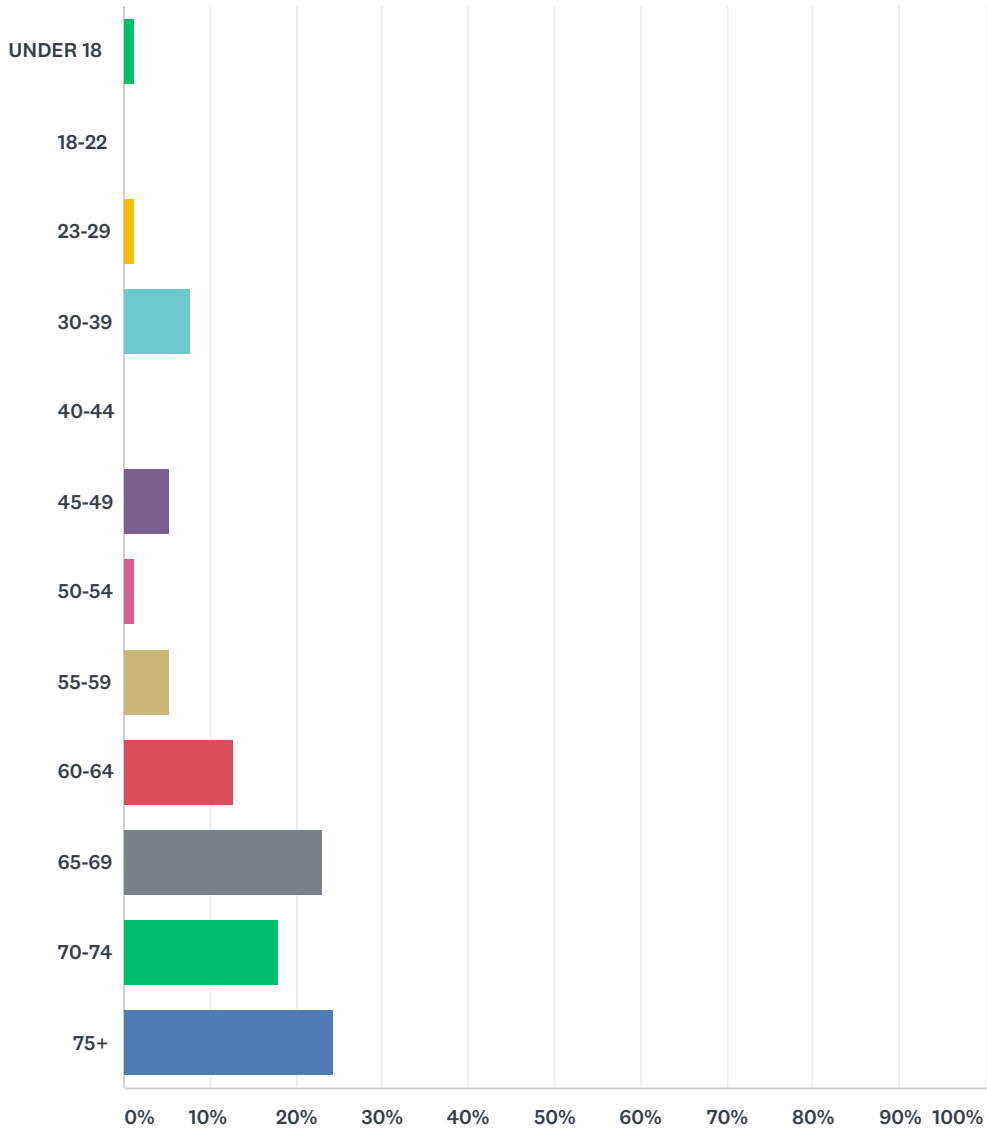
Answered: 78 Skipped: 1



ANSWER CHOICES	RESPONSES	
FEMALE	62.82%	49
MALE	37.18%	29
TRANSGENDER WOMAN/MTF	0.00%	0
TRANSGENDER MAN/FTM	0.00%	0
GENDERQUEER/GENDER NON-CONFORMING	0.00%	0
TOTAL		78

Q30 What is your age?

Answered: 78 Skipped: 1

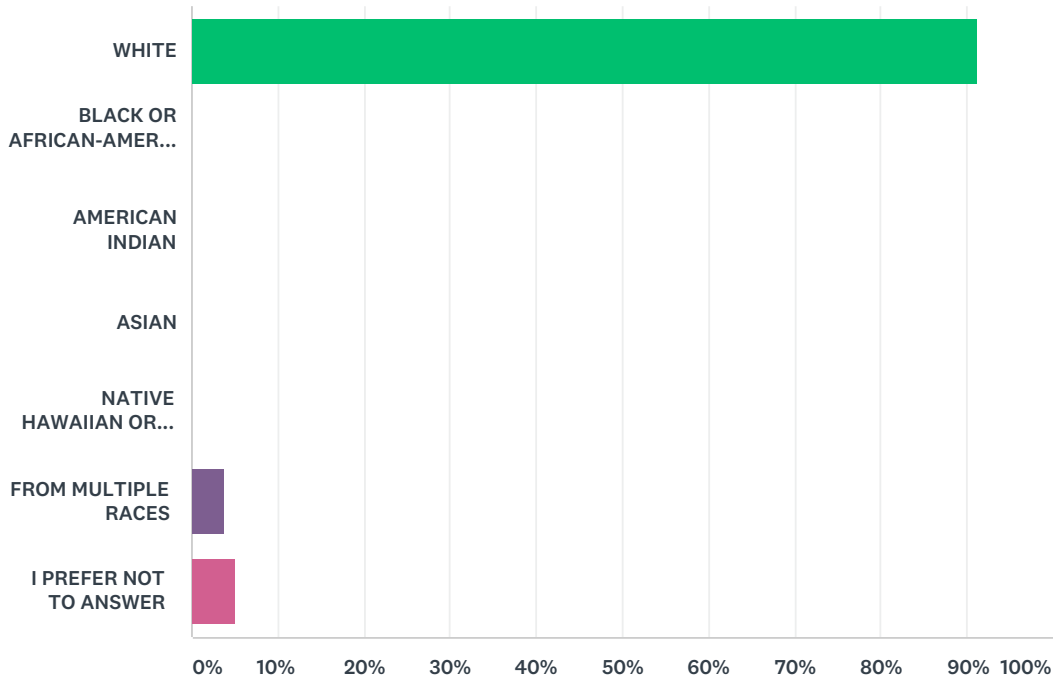


ANSWER CHOICES	RESPONSES
UNDER 18	1.28% 1
18-22	0.00% 0
23-29	1.28% 1
30-39	7.69% 6
40-44	0.00% 0
45-49	5.13% 4
50-54	1.28% 1
55-59	5.13% 4

60-64	12.82%	10
65-69	23.08%	18
70-74	17.95%	14
75+	24.36%	19
TOTAL		78

Q31 How would you describe yourself?

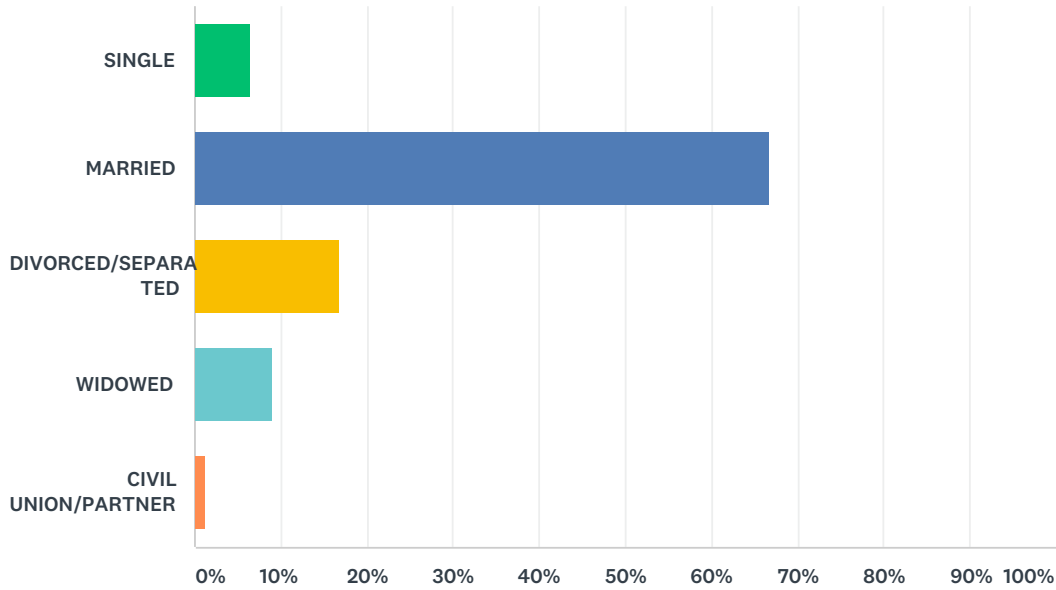
Answered: 79 Skipped: 0



ANSWER CHOICES	RESPONSES	
WHITE	91.14%	72
BLACK OR AFRICAN-AMERICAN	0.00%	0
AMERICAN INDIAN	0.00%	0
ASIAN	0.00%	0
NATIVE HAWAIIAN OR PACIFIC ISLANDER	0.00%	0
FROM MULTIPLE RACES	3.80%	3
I PREFER NOT TO ANSWER	5.06%	4
TOTAL		79

Q32 What is your marital status?

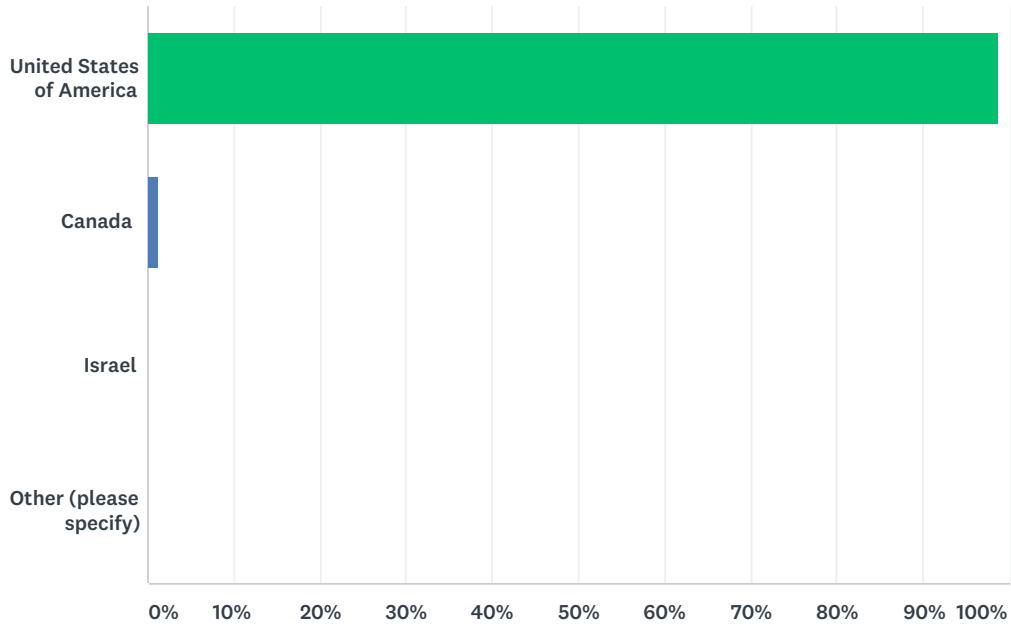
Answered: 78 Skipped: 1



ANSWER CHOICES	RESPONSES
SINGLE	6.41% 5
MARRIED	66.67% 52
DIVORCED/SEPARATED	16.67% 13
WIDOWED	8.97% 7
CIVIL UNION/PARTNER	1.28% 1
TOTAL	78

Q33 In which country do you live?

Answered: 78 Skipped: 1



ANSWER CHOICES	RESPONSES
United States of America	98.72% 77
Canada	1.28% 1
Israel	0.00% 0
Other (please specify)	0.00% 0
TOTAL	78

#	OTHER (PLEASE SPECIFY)	DATE
	There are no responses.	

Q34 In which state do you live?

Answered: 79 Skipped: 0

ANSWER CHOICES	RESPONSES	
Name	0.00%	0
Company	0.00%	0
Address	0.00%	0
Address 2	0.00%	0
City/Town	0.00%	0
State/Province	100.00%	79
ZIP/Postal Code	0.00%	0
Country	0.00%	0
Email Address	0.00%	0
Phone Number	0.00%	0

#	NAME	DATE
	There are no responses.	

#	COMPANY	DATE
	There are no responses.	

#	ADDRESS	DATE
	There are no responses.	

#	ADDRESS 2	DATE
	There are no responses.	

#	CITY/TOWN	DATE
	There are no responses.	

#	STATE/PROVINCE	DATE
1	CA	9/6/2018 4:24 PM
2	CA	9/4/2018 6:20 PM
3	CA	9/4/2018 5:22 PM
4	CA	9/4/2018 4:51 PM
5	CA	9/4/2018 4:34 PM
6	CA	9/4/2018 4:29 PM
7	CA	9/4/2018 4:28 PM
8	CA	9/4/2018 4:25 PM
9	CA	9/1/2018 6:32 PM
10	CA	8/30/2018 8:24 PM
11	CA	8/30/2018 8:00 PM
12	CA	8/30/2018 7:58 PM
13	CA	8/30/2018 7:48 PM

14	CA	8/30/2018 7:32 PM
15	CA	8/30/2018 7:22 PM
16	CA	8/30/2018 6:29 PM
17	CA	8/30/2018 5:55 PM
18	CA	8/30/2018 5:42 PM
19	CA	8/30/2018 5:35 PM
20	CA	8/30/2018 5:28 PM
21	CA	8/30/2018 5:28 PM
22	CA	8/30/2018 5:14 PM
23	CA	8/30/2018 4:52 PM
24	CA	8/30/2018 4:39 PM
25	CA	8/30/2018 4:31 PM
26	CA	8/30/2018 4:23 PM
27	CA	8/30/2018 4:20 PM
28	CA	8/30/2018 4:16 PM
29	CA	8/30/2018 4:15 PM
30	CA	8/30/2018 4:13 PM
31	CA	8/20/2018 2:13 PM
32	CA	8/2/2018 2:54 PM
33	CA	8/1/2018 7:04 PM
34	CA	7/24/2018 4:18 AM
35	CA	7/14/2018 1:31 PM
36	CA	7/12/2018 12:03 PM
37	CA	7/11/2018 9:28 PM
38	CA	7/11/2018 5:59 PM
39	CA	7/11/2018 11:39 AM
40	CA	7/10/2018 11:26 PM
41	CA	7/10/2018 10:43 PM
42	CA	7/10/2018 10:43 PM
43	CA	7/10/2018 10:22 PM
44	CA	7/10/2018 9:27 PM
45	CA	7/10/2018 8:55 PM
46	CA	7/10/2018 8:26 PM
47	CA	7/10/2018 7:43 PM
48	CA	7/10/2018 7:38 PM
49	CA	7/10/2018 7:07 PM
50	CA	7/10/2018 6:58 PM
51	CA	7/10/2018 6:12 PM
52	CA	7/10/2018 6:10 PM
53	CA	7/10/2018 5:56 PM
54	CA	7/10/2018 5:55 PM

55	CA	7/10/2018 5:21 PM
56	CA	7/10/2018 4:43 PM
57	CA	7/10/2018 3:55 PM
58	CA	7/10/2018 3:50 PM
59	CA	7/10/2018 3:17 PM
60	CA	7/10/2018 3:16 PM
61	CA	7/10/2018 3:16 PM
62	CA	7/10/2018 3:07 PM
63	CA	7/10/2018 2:50 PM
64	CA	7/10/2018 2:29 PM
65	CA	7/10/2018 2:20 PM
66	CA	7/10/2018 2:19 PM
67	CA	7/10/2018 2:01 PM
68	CA	7/10/2018 1:56 PM
69	CA	7/10/2018 12:42 PM
70	CA	7/10/2018 12:37 PM
71	CA	7/10/2018 12:19 PM
72	CA	7/10/2018 11:46 AM
73	CA	7/10/2018 11:46 AM
74	CA	7/10/2018 11:34 AM
75	CA	7/10/2018 11:28 AM
76	CA	7/10/2018 11:25 AM
77	CA	7/10/2018 11:21 AM
78	CA	7/10/2018 11:13 AM
79	CA	7/6/2018 1:29 PM

#	ZIP/POSTAL CODE	DATE
---	-----------------	------

There are no responses.

#	COUNTRY	DATE
---	---------	------

There are no responses.

#	EMAIL ADDRESS	DATE
---	---------------	------

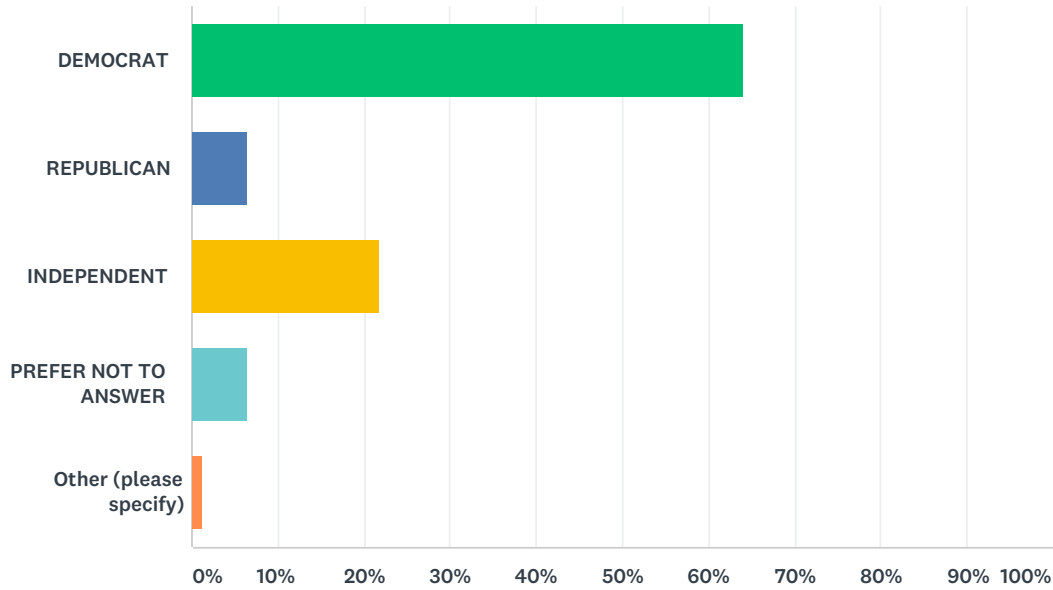
There are no responses.

#	PHONE NUMBER	DATE
---	--------------	------

There are no responses.

Q35 In politics today, what do you consider yourself?

Answered: 78 Skipped: 1

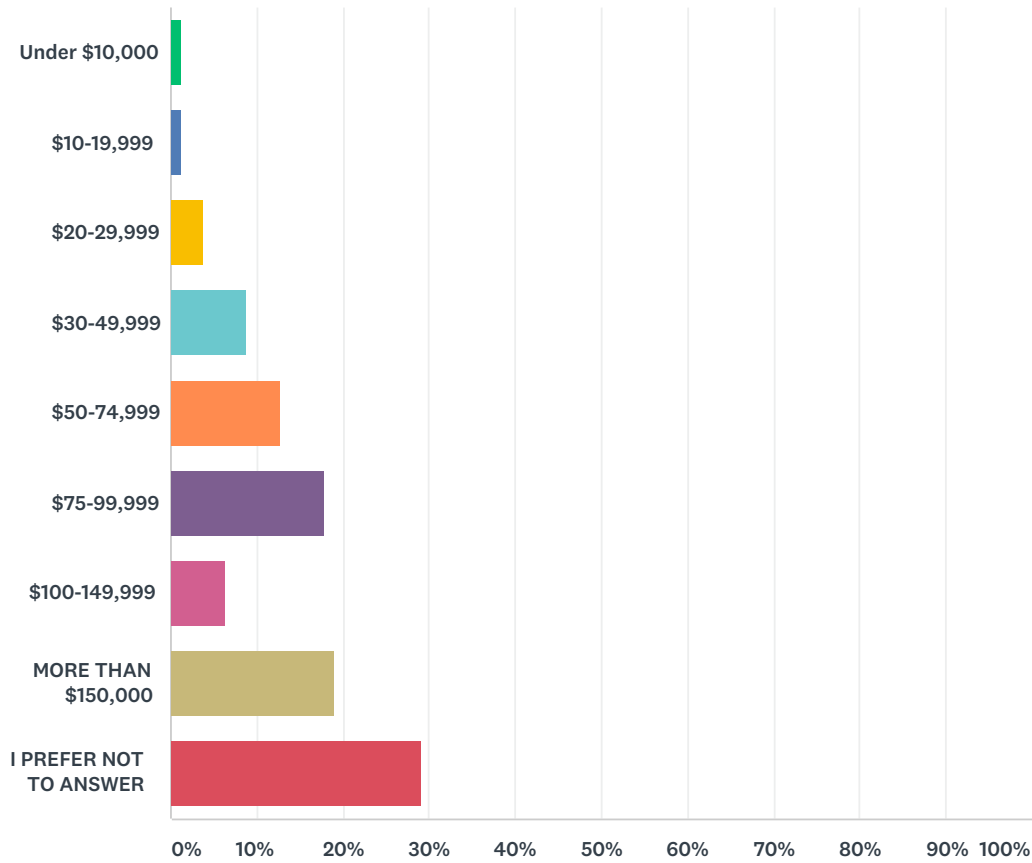


ANSWER CHOICES	RESPONSES
DEMOCRAT	64.10% 50
REPUBLICAN	6.41% 5
INDEPENDENT	21.79% 17
PREFER NOT TO ANSWER	6.41% 5
Other (please specify)	1.28% 1
TOTAL	78

#	OTHER (PLEASE SPECIFY)	DATE
1	Moderate	7/10/2018 11:21 AM

Q36 Which category below best describes your annual household income?

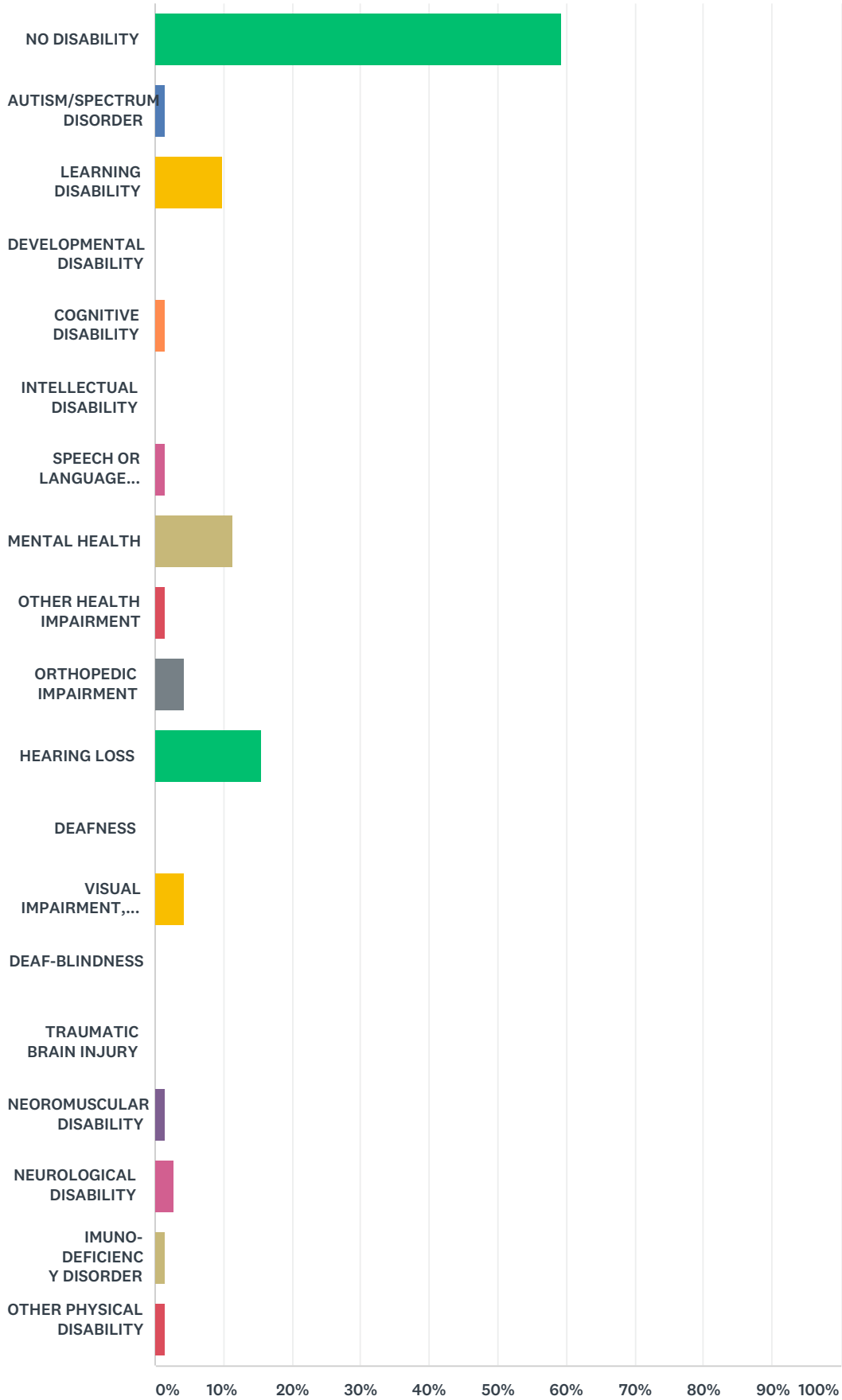
Answered: 79 Skipped: 0



ANSWER CHOICES	RESPONSES	
Under \$10,000	1.27%	1
\$10-19,999	1.27%	1
\$20-29,999	3.80%	3
\$30-49,999	8.86%	7
\$50-74,999	12.66%	10
\$75-99,999	17.72%	14
\$100-149,999	6.33%	5
MORE THAN \$150,000	18.99%	15
I PREFER NOT TO ANSWER	29.11%	23
TOTAL		79

Q37 What type of disability do you have or does a member of your household have?(PLEASE CHECK ALL THAT APPLY)

Answered: 71 Skipped: 8



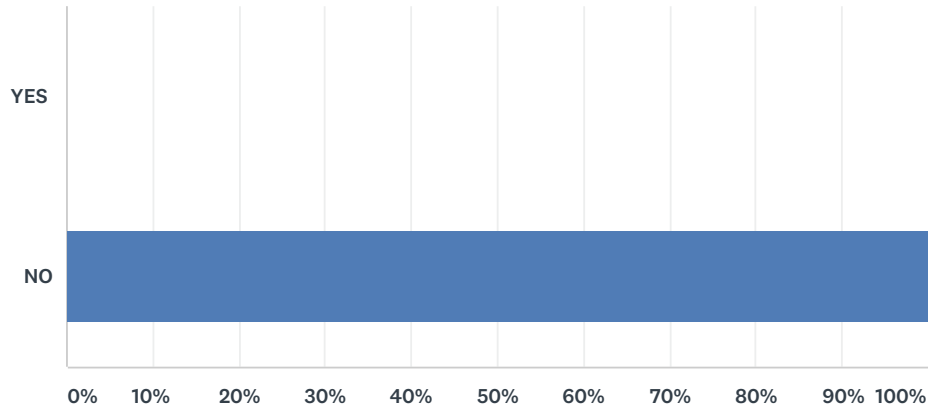
ANSWER CHOICES

RESPONSES

NO DISABILITY	59.15%	42
AUTISM/SPECTRUM DISORDER	1.41%	1
LEARNING DISABILITY	9.86%	7
DEVELOPMENTAL DISABILITY	0.00%	0
COGNITIVE DISABILITY	1.41%	1
INTELLECTUAL DISABILITY	0.00%	0
SPEECH OR LANGUAGE IMPAIRMENT	1.41%	1
MENTAL HEALTH	11.27%	8
OTHER HEALTH IMPAIRMENT	1.41%	1
ORTHOPEDIC IMPAIRMENT	4.23%	3
HEARING LOSS	15.49%	11
DEAFNESS	0.00%	0
VISUAL IMPAIRMENT, INCLUDING BLINDNESS TO BLIND/LOW VISION	4.23%	3
DEAF-BLINDNESS	0.00%	0
TRAUMATIC BRAIN INJURY	0.00%	0
NEOROMUSCULAR DISABILITY	1.41%	1
NEUROLOGICAL DISABILITY	2.82%	2
IMUNO-DEFICIENCY DISORDER	1.41%	1
OTHER PHYSICAL DISABILITY	1.41%	1
Total Respondents: 71		

Q38 Did anyone assist you in completing this survey today?

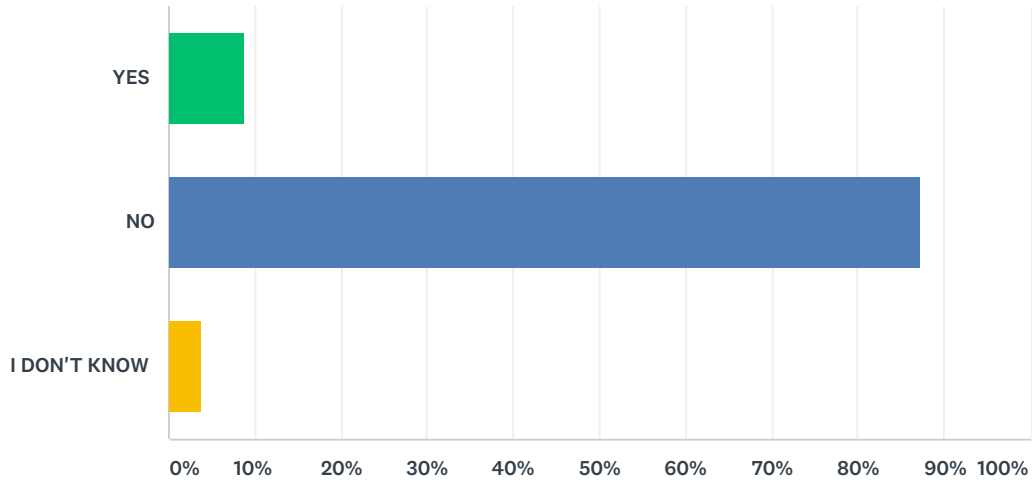
Answered: 79 Skipped: 0



ANSWER CHOICES	RESPONSES	
YES	0.00%	0
NO	100.00%	79
TOTAL		79

Q39 Have you heard of the non-profit organization RespectAbility?

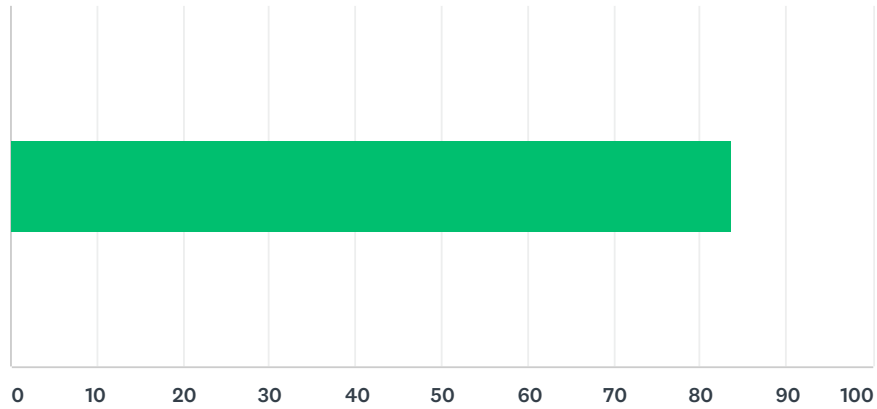
Answered: 79 Skipped: 0



ANSWER CHOICES	RESPONSES	
YES	8.86%	7
NO	87.34%	69
I DON'T KNOW	3.80%	3
TOTAL		79

Q40 On a scale from 1 to 100, with 1 being very unfavorable and 100 being extremely favorable, how favorable is the organization RespectAbility?

Answered: 7 Skipped: 72



ANSWER CHOICES	AVERAGE NUMBER	TOTAL NUMBER	RESPONSES
	84	586	7
Total Respondents: 7			

#		DATE
1	100	9/4/2018 5:23 PM
2	83	9/4/2018 4:35 PM
3	58	9/4/2018 4:29 PM
4	80	8/30/2018 4:40 PM
5	75	7/10/2018 9:29 PM
6	100	7/10/2018 11:26 AM
7	90	7/6/2018 1:29 PM

Q42 At RespectAbility, we are working to expand inclusion and opportunities for people with disabilities. Do you have any advice for us that would help us to be more successful?

Answered: 15 Skipped: 64

#	RESPONSES	DATE
1	Educate targeted groups: employers, media, and other organizations.	8/30/2018 8:00 PM
2	not really...	8/30/2018 5:56 PM
3	I don't	8/30/2018 5:30 PM
4	NOT REALLY ... SORRY THOUGH :(8/30/2018 4:54 PM
5	It can be hard to work with synagogues because the clergy and staff are always so busy. Your best approach may be to approach a lay leader - someone who may or may not be on the board of directors - and get them to be an advocate for you to gain entry to the clergy and/or executive director of the synagogue. You want someone who will introduce you and then push for follow up with you from within the synagogue.	8/30/2018 4:46 PM
6	Make sure you make the opportunities equal, not the outcome, or you will be viewed as 'suffocating' and 'patronizing'.	8/30/2018 4:15 PM
7	Do not ask people about their race or their income. If you want to help people with disabilities, then those factors should not come into play.	7/10/2018 9:00 PM
8	Emphasis on schooling	7/10/2018 7:09 PM
9	J	7/10/2018 6:11 PM
10	Make survey shorter	7/10/2018 4:45 PM
11	Just keep educating the pool ublic; showing that individuals with disabilities are just that...individuals that can live up ti their potential.	7/10/2018 2:33 PM
12	Include home bound elderly	7/10/2018 1:59 PM
13	inclusion	7/10/2018 12:40 PM
14	start in schools	7/10/2018 11:48 AM
15	keep doing what you're doing!	7/6/2018 1:30 PM