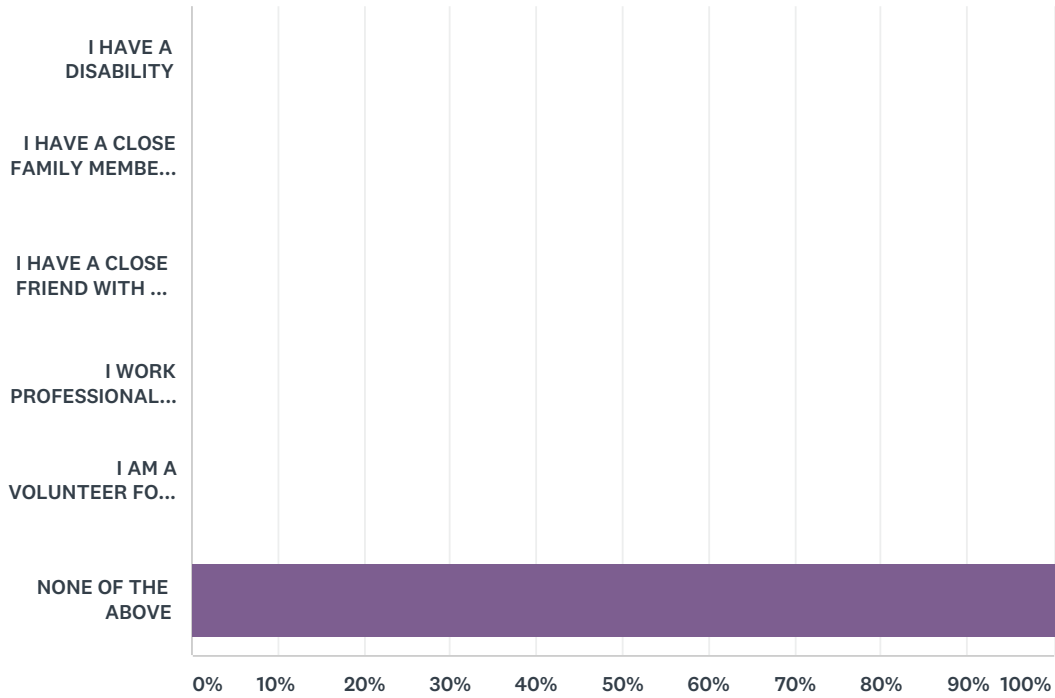


### Q1 Please check all that apply to you.

Answered: 42 Skipped: 0



ANSWER CHOICES	RESPONSES	
I HAVE A DISABILITY	0.00%	0
I HAVE A CLOSE FAMILY MEMBER WITH A DISABILITY	0.00%	0
I HAVE A CLOSE FRIEND WITH A DISABILITY	0.00%	0
I WORK PROFESSIONALLY ON BEHALF OF PEOPLE WITH DISABILITIES	0.00%	0
I AM A VOLUNTEER FOR DISABILITY CAUSES	0.00%	0
NONE OF THE ABOVE	100.00%	42
Total Respondents: 42		

## Q2 How important is having a job to your happiness?

Answered: 0 Skipped: 42

 No matching responses.

ANSWER CHOICES	RESPONSES	
EXTREMELY IMPORTANT	0.00%	0
SOMEWHAT IMPORTANT	0.00%	0
NEUTRAL	0.00%	0
SOMEWHAT UNIMPORTANT	0.00%	0
EXTREMELY UNIMPORTANT	0.00%	0
TOTAL		0

### Q3 Which is more important to you?

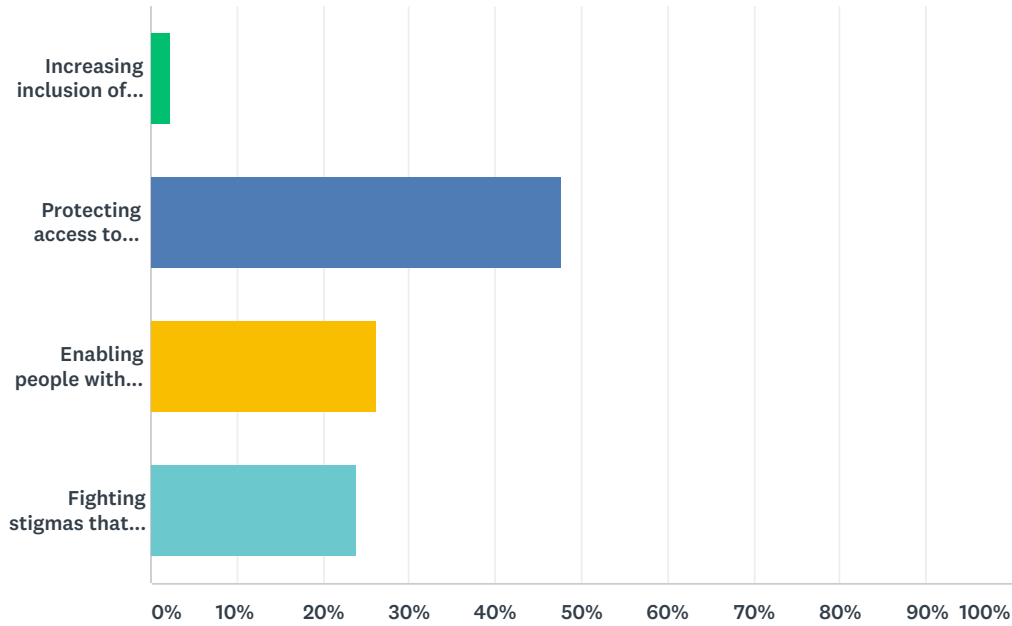
Answered: 0 Skipped: 42

 No matching responses.

ANSWER CHOICES	RESPONSES	
THAT I FIND/HAVE A JOB AND CAN BE INDEPENDENT	0.00%	0
THAT THERE IS A GOVERNMENT SAFETY NET OF BENEFITS SO THAT I WILL BE TAKEN CARE OF	0.00%	0
I REALLY DON'T KNOW	0.00%	0
TOTAL		0

### Q4 Which is currently most important to you?

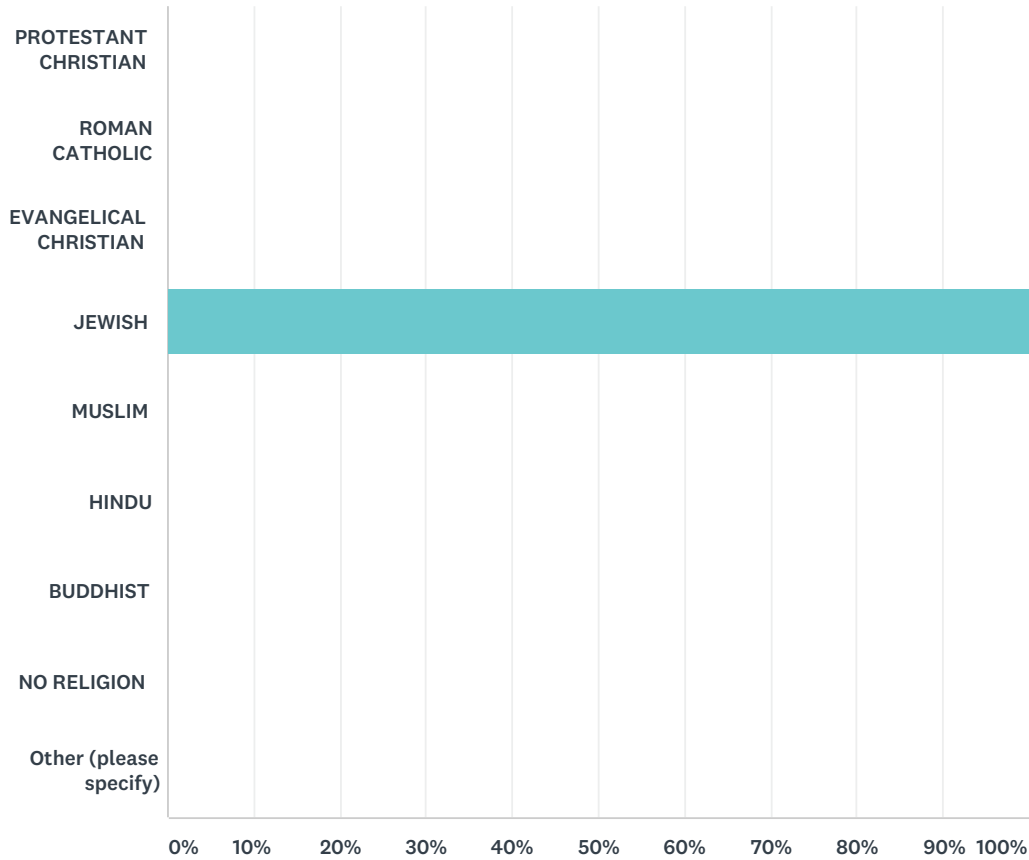
Answered: 42 Skipped: 0



ANSWER CHOICES	RESPONSES	
Increasing inclusion of people with disabilities in faith based organizations and institutions	2.38%	1
Protecting access to healthcare, Medicaid and SSDI for people with disabilities	47.62%	20
Enabling people with disabilities to get the education and jobs they need to succeed	26.19%	11
Fighting stigmas that undermine and limit people with disabilities	23.81%	10
<b>TOTAL</b>		<b>42</b>

### Q5 What is your religious affiliation?

Answered: 42 Skipped: 0

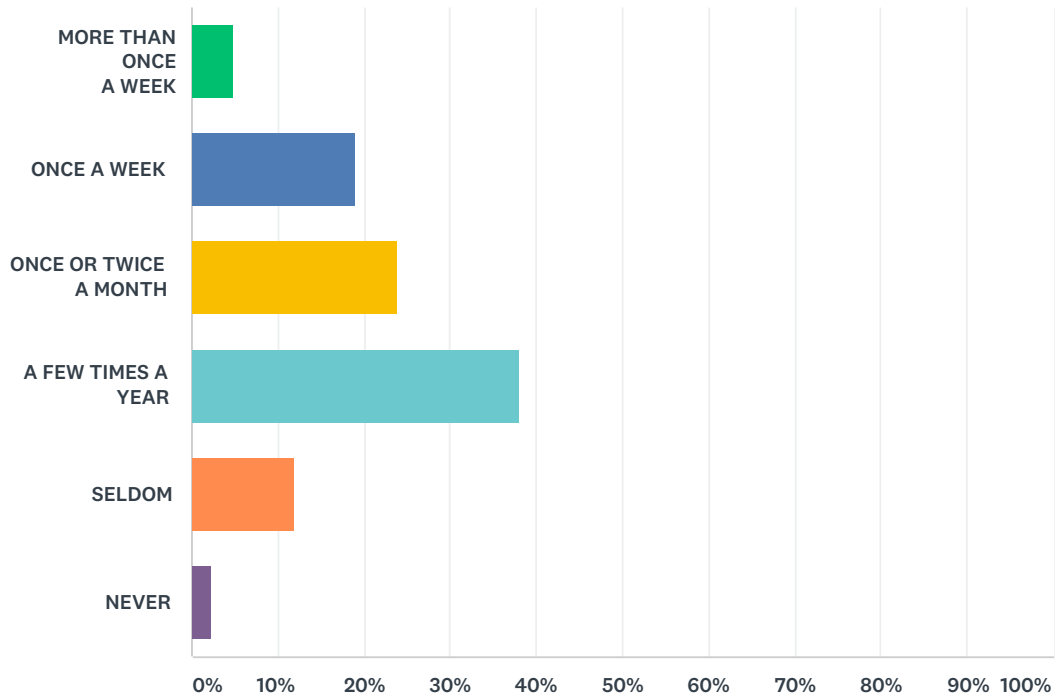


ANSWER CHOICES	RESPONSES
PROTESTANT CHRISTIAN	0.00% 0
ROMAN CATHOLIC	0.00% 0
EVANGELICAL CHRISTIAN	0.00% 0
JEWISH	100.00% 42
MUSLIM	0.00% 0
HINDU	0.00% 0
BUDDHIST	0.00% 0
NO RELIGION	0.00% 0
Other (please specify)	0.00% 0
<b>TOTAL</b>	<b>42</b>

#	OTHER (PLEASE SPECIFY)	DATE
	There are no responses.	

## Q6 Aside from weddings and funerals, how often do you attend religious services?

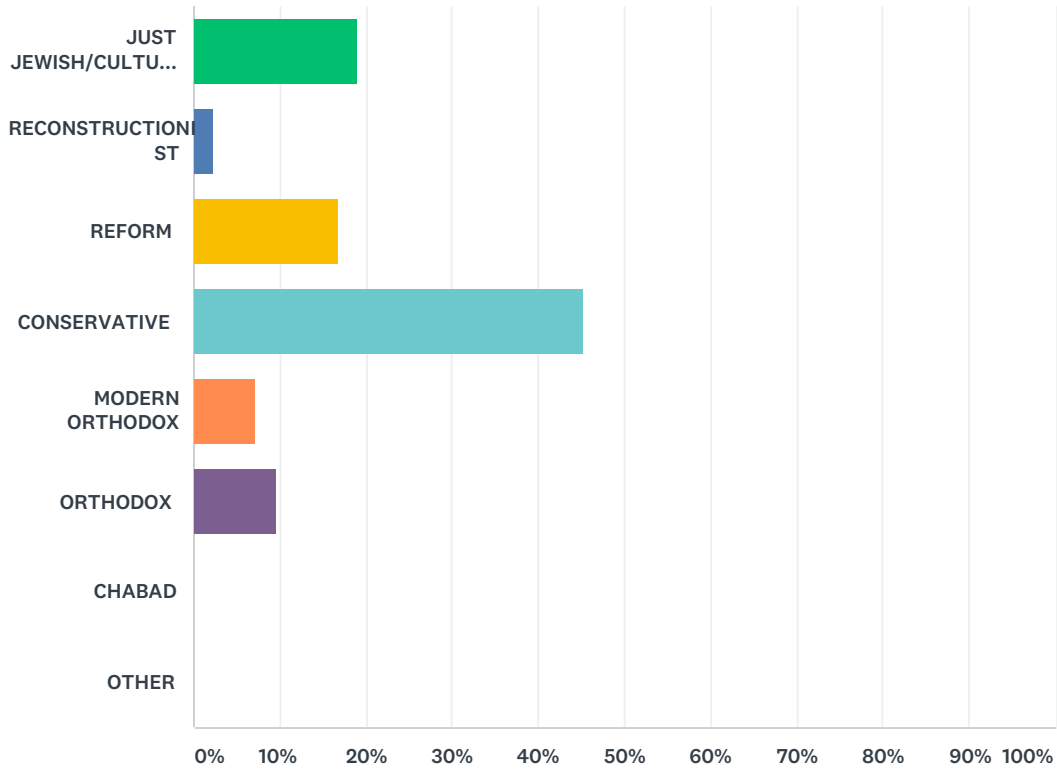
Answered: 42 Skipped: 0



ANSWER CHOICES	RESPONSES	
MORE THAN ONCE A WEEK	4.76%	2
ONCE A WEEK	19.05%	8
ONCE OR TWICE A MONTH	23.81%	10
A FEW TIMES A YEAR	38.10%	16
SELDOM	11.90%	5
NEVER	2.38%	1
TOTAL		42

### Q7 Would you describe yourself as ...

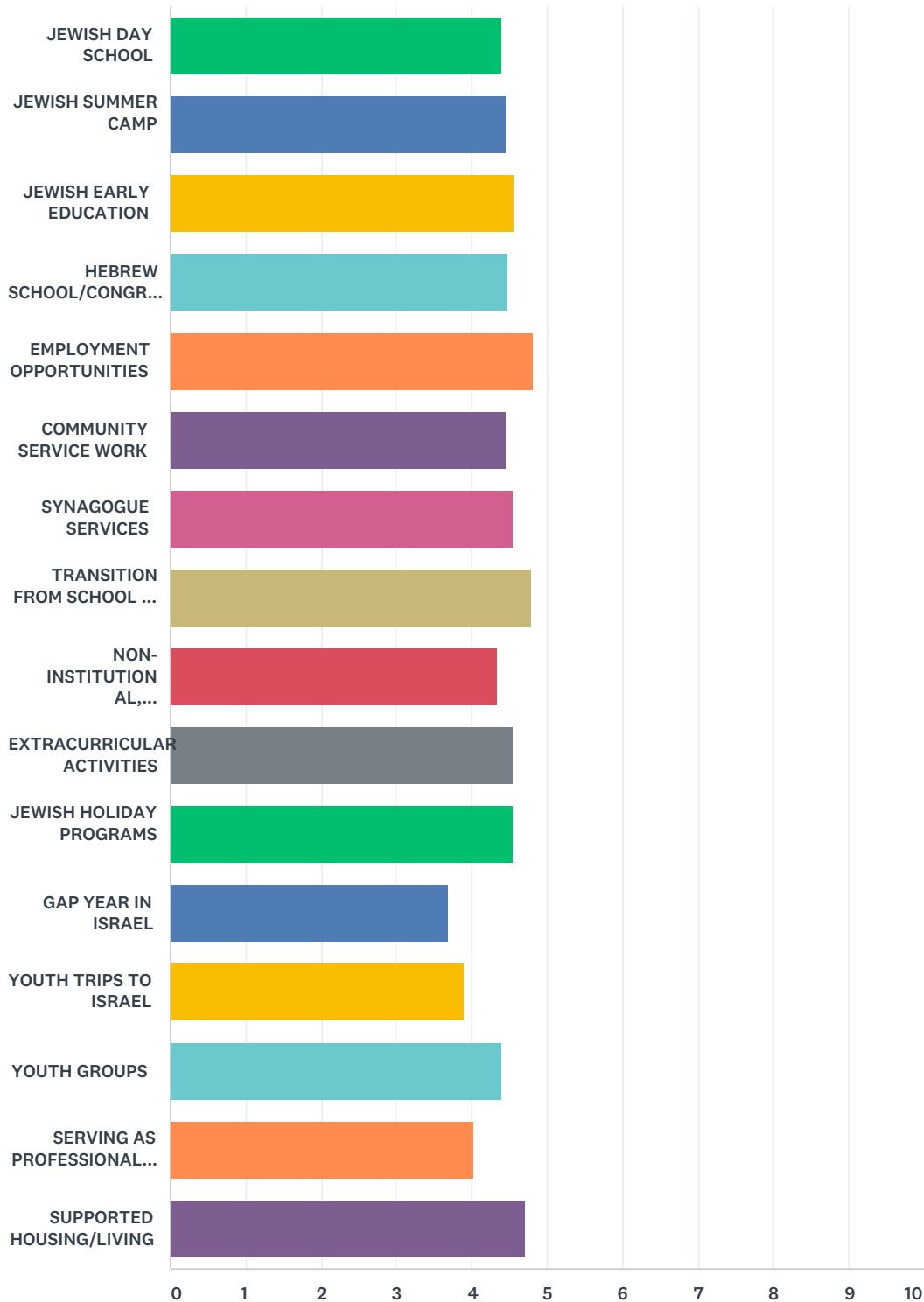
Answered: 42 Skipped: 0



ANSWER CHOICES	RESPONSES	
JUST JEWISH/CULTURALLY JEWISH	19.05%	8
RECONSTRUCTIONIST	2.38%	1
REFORM	16.67%	7
CONSERVATIVE	45.24%	19
MODERN ORTHODOX	7.14%	3
ORTHODOX	9.52%	4
CHABAD	0.00%	0
OTHER	0.00%	0
<b>TOTAL</b>		<b>42</b>

### Q8 Please rate how important it is for Jewish people with disabilities to be able to attend and fully participate in each of the following:

Answered: 42 Skipped: 0



	EXTREMELY IMPORTANT	VERY IMPORTANT	SOMEWHAT IMPORTANT	NOT SO IMPORTANT	NOT AT ALL IMPORTANT	TOTAL	WEIGHTED AVERAGE
--	---------------------	----------------	--------------------	------------------	----------------------	-------	------------------



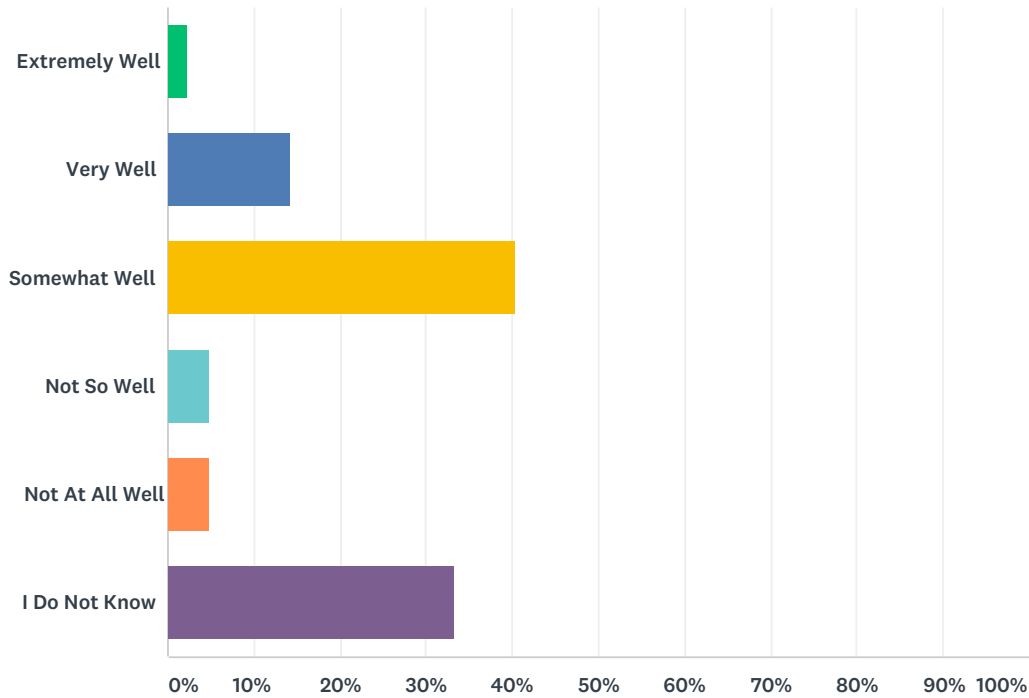
Faith and Disability Inclusion Survey

SurveyMonkey

JEWISH DAY SCHOOL	54.76% 23	30.95% 13	14.29% 6	0.00% 0	0.00% 0	42	4.40
JEWISH SUMMER CAMP	59.52% 25	28.57% 12	9.52% 4	2.38% 1	0.00% 0	42	4.45
JEWISH EARLY EDUCATION	64.29% 27	28.57% 12	7.14% 3	0.00% 0	0.00% 0	42	4.57
HEBREW SCHOOL/CONGREGATIONAL SCHOOL/SUNDAY SCHOOL	61.90% 26	28.57% 12	7.14% 3	0.00% 0	2.38% 1	42	4.48
EMPLOYMENT OPPORTUNITIES	83.33% 35	14.29% 6	2.38% 1	0.00% 0	0.00% 0	42	4.81
COMMUNITY SERVICE WORK	56.10% 23	34.15% 14	9.76% 4	0.00% 0	0.00% 0	41	4.46
SYNAGOGUE SERVICES	64.29% 27	26.19% 11	9.52% 4	0.00% 0	0.00% 0	42	4.55
TRANSITION FROM SCHOOL TO WORKFORCE	80.95% 34	16.67% 7	2.38% 1	0.00% 0	0.00% 0	42	4.79
NON-INSTITUTIONAL, NON-MEMBERSHIP JEWISH GROUPS (I.E. POP-UP SHABBAT, CHAVURAHs)	47.62% 20	38.10% 16	14.29% 6	0.00% 0	0.00% 0	42	4.33
EXTRACURRICULAR ACTIVITIES	61.90% 26	30.95% 13	7.14% 3	0.00% 0	0.00% 0	42	4.55
JEWISH HOLIDAY PROGRAMS	61.90% 26	30.95% 13	7.14% 3	0.00% 0	0.00% 0	42	4.55
GAP YEAR IN ISRAEL	33.33% 14	23.81% 10	26.19% 11	11.90% 5	4.76% 2	42	3.69
YOUTH TRIPS TO ISRAEL	38.10% 16	23.81% 10	30.95% 13	4.76% 2	2.38% 1	42	3.90
YOUTH GROUPS	52.50% 21	35.00% 14	12.50% 5	0.00% 0	0.00% 0	40	4.40
SERVING AS PROFESSIONAL STAFF IN JEWISH ORGANIZATIONS	42.86% 18	26.19% 11	23.81% 10	4.76% 2	2.38% 1	42	4.02
SUPPORTED HOUSING/LIVING	76.19% 32	19.05% 8	4.76% 2	0.00% 0	0.00% 0	42	4.71

### Q9 Overall, how well is the Jewish community doing at including people with disabilities in those activities?

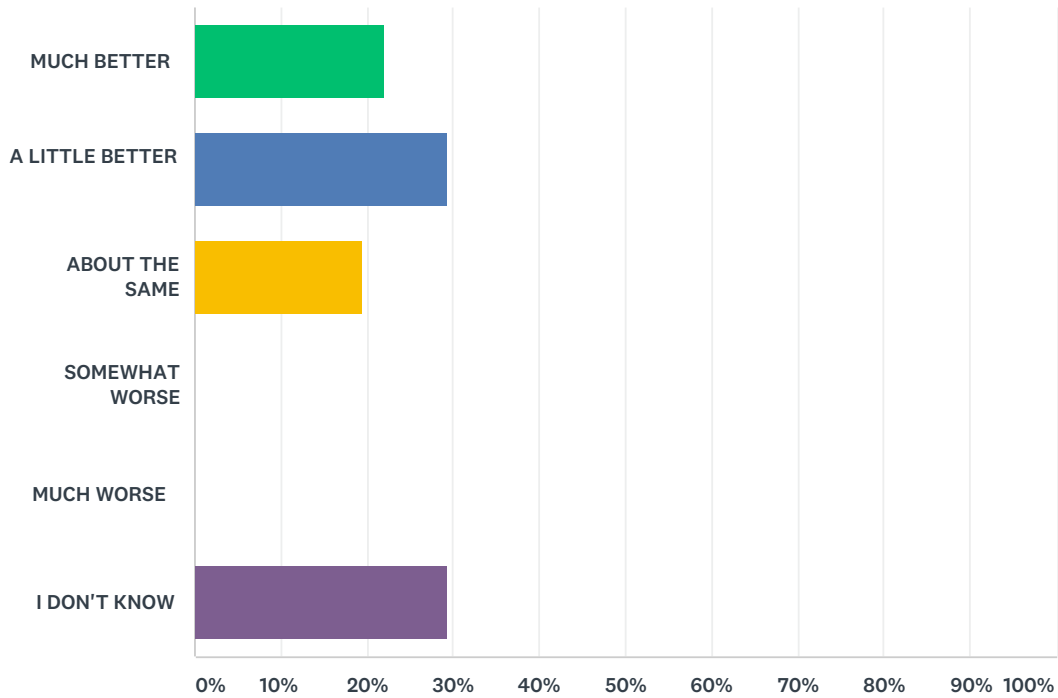
Answered: 42 Skipped: 0



ANSWER CHOICES	RESPONSES	
Extremely Well	2.38%	1
Very Well	14.29%	6
Somewhat Well	40.48%	17
Not So Well	4.76%	2
Not At All Well	4.76%	2
I Do Not Know	33.33%	14
TOTAL		42

## Q10 Compared to 5 years ago, how is the Jewish community at including people with disabilities?

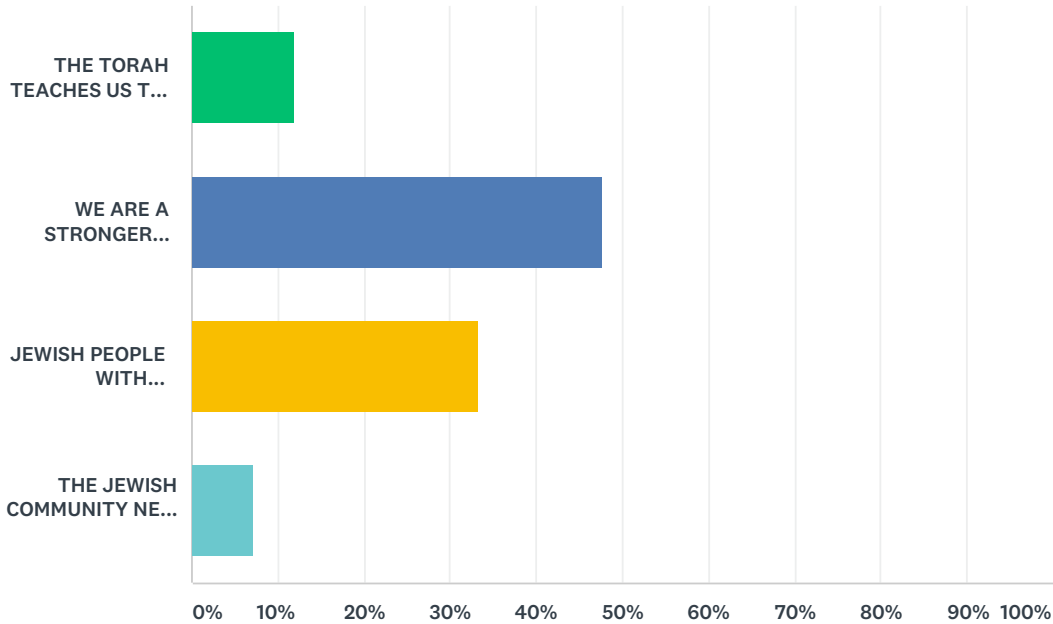
Answered: 41 Skipped: 1



ANSWER CHOICES	RESPONSES
MUCH BETTER	21.95% 9
A LITTLE BETTER	29.27% 12
ABOUT THE SAME	19.51% 8
SOMEWHAT WORSE	0.00% 0
MUCH WORSE	0.00% 0
I DON'T KNOW	29.27% 12
TOTAL	41

### Q11 Which of the following do you think is the most convincing reason why inclusion of people with disabilities should be a more important priority for your faith community:

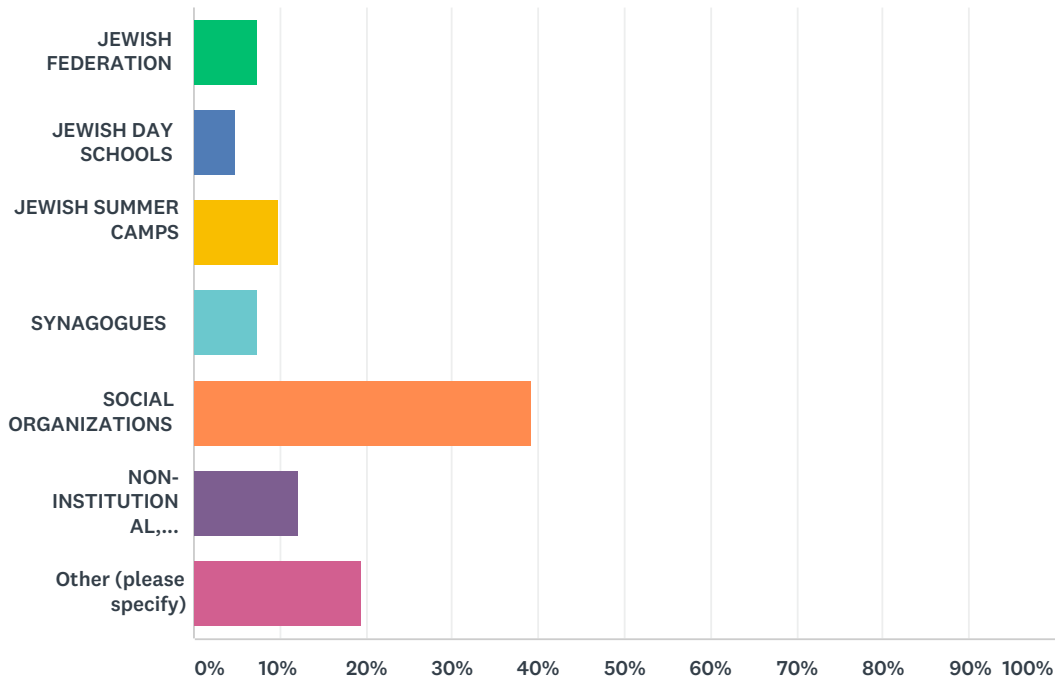
Answered: 42 Skipped: 0



ANSWER CHOICES	RESPONSES
THE TORAH TEACHES US THAT ALL JEWS ARE EQUAL, INCLUDING THOSE WITH DISABILITIES. SOME OF OUR GREATEST LEADERS, INCLUDING MOSES, JACOB AND ISAAC HAD DISABILITIES.	11.90% 5
WE ARE A STRONGER COMMUNITY WHEN WE LIVE UP TO OUR VALUES—WHEN WE ARE WELCOMING, DIVERSE, MORAL, AND RESPECT ONE ANOTHER. WE WANT OUR CHILDREN, PARENTS, GRANDPARENTS, AND OTHER FAMILY AND FRIENDS WITH DISABILITIES TO BE ABLE TO HAVE AN EQUAL OPPORTUNITY TO FULLY PARTICIPATE IN OUR COMMUNITY.	47.62% 20
JEWISH PEOPLE WITH DISABILITIES AND THEIR FAMILIES HAVE THE SAME HOPES AND DREAMS AS EVERYONE ELSE, EVEN IF THEY FACE DIFFERENT CHALLENGES. WE SHOULD ENSURE THAT EVERYONE KNOWS THAT THEIR PRESENCE AND PARTICIPATION IS WELCOME AND MEANINGFUL TO US ALL.	33.33% 14
THE JEWISH COMMUNITY NEEDS CONTINUITY AND EVERY JEW COUNTS. JUST LIKE WE WANT TO KEEP INTERFAITH FAMILIES, AND FAMILIES INSIDE THE JEWISH COMMUNITY, SO TO DO WE WANT TO KEEP JEWS WITH DISABILITIES INVOLVED AND INCLUDED IN OUR COMMUNITY.	7.14% 3
TOTAL	42

## Q12 Where in the community do you find the most challenges for inclusion of people with disabilities?

Answered: 41 Skipped: 1



ANSWER CHOICES	RESPONSES
JEWISH FEDERATION	7.32% 3
JEWISH DAY SCHOOLS	4.88% 2
JEWISH SUMMER CAMPS	9.76% 4
SYNAGOGUES	7.32% 3
SOCIAL ORGANIZATIONS	39.02% 16
NON-INSTITUTIONAL, NON-MEMBERSHIP JEWISH GROUPS(I.E. POP-UP SHABBAT, CHAVURAHS)	12.20% 5
Other (please specify)	19.51% 8
TOTAL	41

#	OTHER (PLEASE SPECIFY)	DATE
1	I don't know	9/6/2018 9:45 AM
2	No idea	9/4/2018 10:55 PM
3	I do not know.	9/4/2018 5:10 PM
4	I don't know.	9/2/2018 10:53 PM
5	not sure	7/11/2018 12:05 AM
6	Don't know	7/10/2018 9:47 PM
7	neighbors-friends-social connections	7/10/2018 5:24 PM

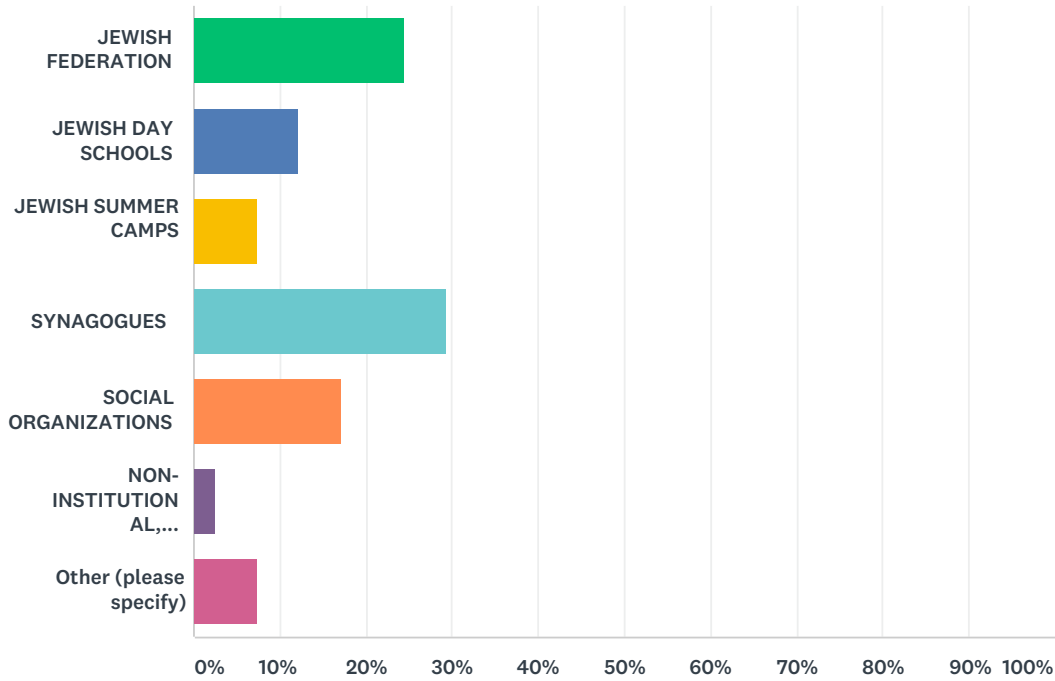
---

8	In our community and congregation people with disabilities are included and accommodations made. I don't know beyond that.	7/10/2018 2:10 PM
---	--	-------------------

---

# Q13 Aside from an individual's family and friends, which part of the community is most responsible for increasing inclusion of people with disabilities?

Answered: 41 Skipped: 1

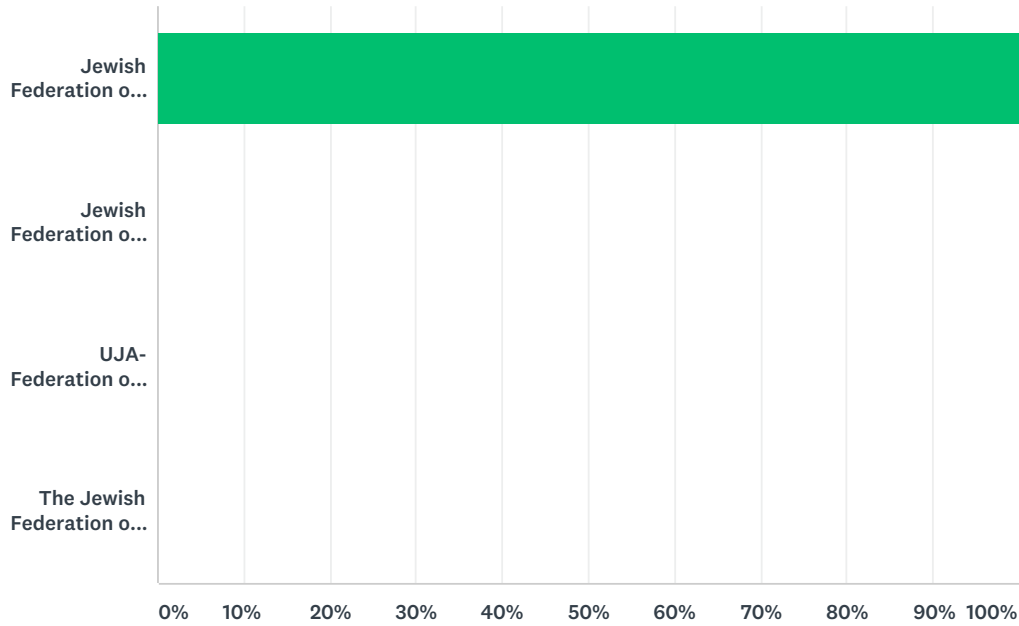


ANSWER CHOICES	RESPONSES
JEWISH FEDERATION	24.39% 10
JEWISH DAY SCHOOLS	12.20% 5
JEWISH SUMMER CAMPS	7.32% 3
SYNAGOGUES	29.27% 12
SOCIAL ORGANIZATIONS	17.07% 7
NON-INSTITUTIONAL, NON-MEMBERSHIP JEWISH GROUPS(I.E. POP-UP SHABBAT, CHAVURAHS)	2.44% 1
Other (please specify)	7.32% 3
<b>TOTAL</b>	<b>41</b>

#	OTHER (PLEASE SPECIFY)	DATE
1	All equally	9/4/2018 5:10 PM
2	all of the above	8/6/2018 1:20 AM
3	depends on the age of the onset of disability. I cared for a parent -- now deceased -- who became disabled at age 74 and lived another decade. Each of the choices above is relevant depending on the onset of disability in my opinion.	7/10/2018 5:24 PM

### Q14 Please check off if you live in a community served by any of these:

Answered: 27 Skipped: 15

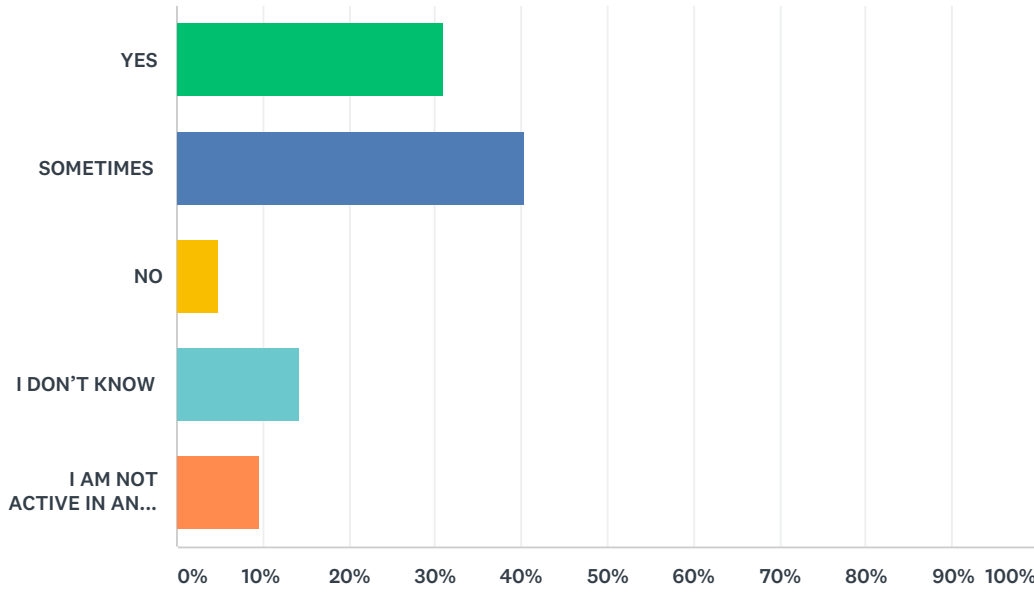


ANSWER CHOICES	RESPONSES	
Jewish Federation of Greater Washington	100.00%	27
Jewish Federation of Greater Houston	0.00%	0
UJA- Federation of New York	0.00%	0
The Jewish Federation of Greater Los Angeles	0.00%	0
<b>TOTAL</b>		<b>27</b>



### Q15 In the faith-based institutions and groups that you are active in, do you feel that people with disabilities are included? (i.e.social activities, men's clubs/sisterhoods, youth groups)

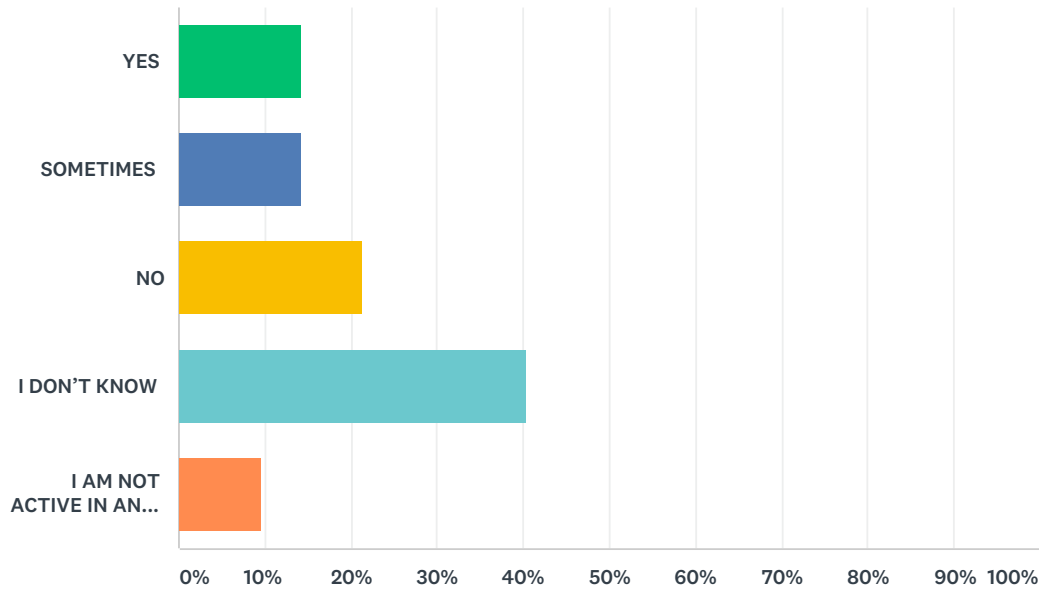
Answered: 42 Skipped: 0



ANSWER CHOICES	RESPONSES	
YES	30.95%	13
SOMETIMES	40.48%	17
NO	4.76%	2
I DON'T KNOW	14.29%	6
I AM NOT ACTIVE IN ANY FAITH BASED INSTITUTIONS	9.52%	4
TOTAL		42

### Q16 Do you feel that people with disabilities are encouraged to serve on the boards and committees of your faith based institutions?

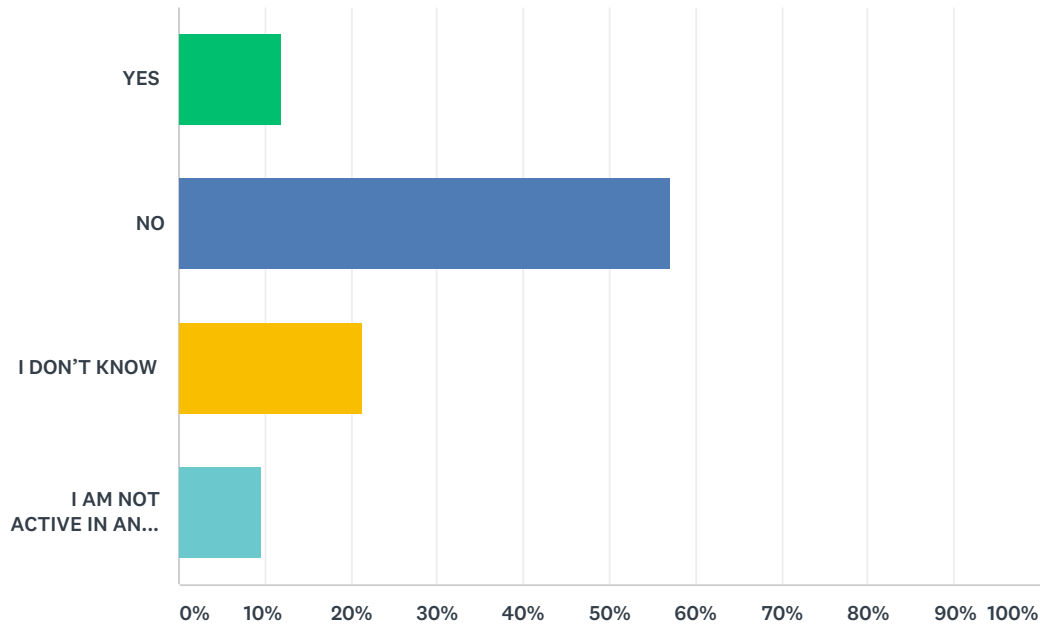
Answered: 42 Skipped: 0



ANSWER CHOICES	RESPONSES	
YES	14.29%	6
SOMETIMES	14.29%	6
NO	21.43%	9
I DON'T KNOW	40.48%	17
I AM NOT ACTIVE IN ANY FAITH BASED INSTITUTIONS	9.52%	4
<b>TOTAL</b>		<b>42</b>

### Q17 Do you know of any clergy or staff with disabilities at your own faith based institutions?

Answered: 42 Skipped: 0



ANSWER CHOICES	RESPONSES	
YES	11.90%	5
NO	57.14%	24
I DON'T KNOW	21.43%	9
I AM NOT ACTIVE IN ANY FAITH BASED INSTITUTIONS	9.52%	4
TOTAL		42

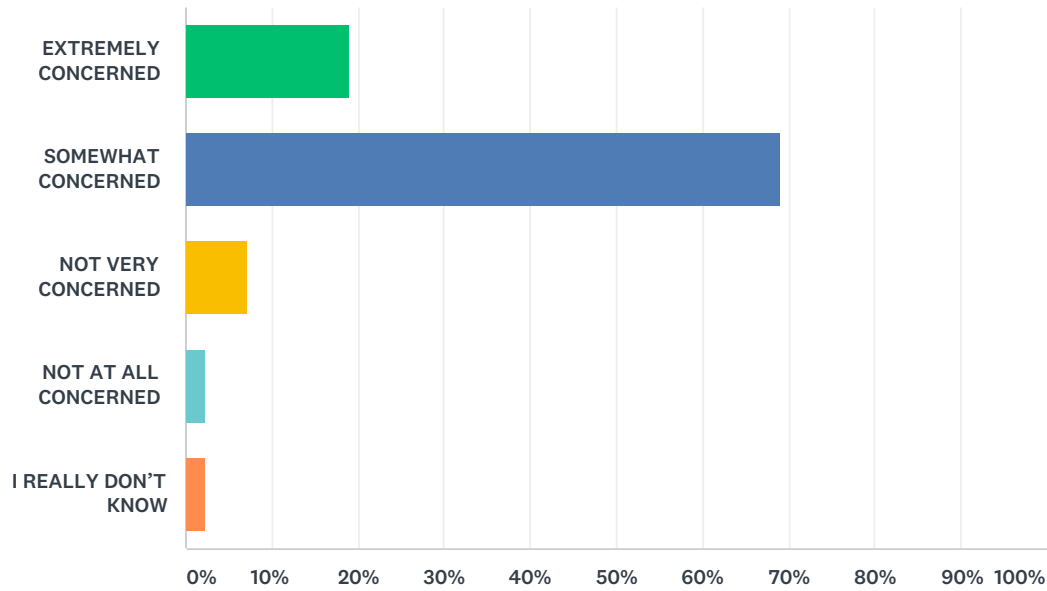
## Q18 OPTIONAL: Please specify which institution has clergy or staff with disabilities?

Answered: 4 Skipped: 38

#	RESPONSES	DATE
1	My synagogue	7/10/2018 4:15 PM
2	Many years ago, Baltimore Hebrew Congregation	7/10/2018 1:55 PM
3	I don't know of any at this time	7/10/2018 1:29 PM
4	Synagogue	7/10/2018 12:16 PM

### Q19 Overall, how concerned are you about increasing inclusion of people with disabilities in your faith community?

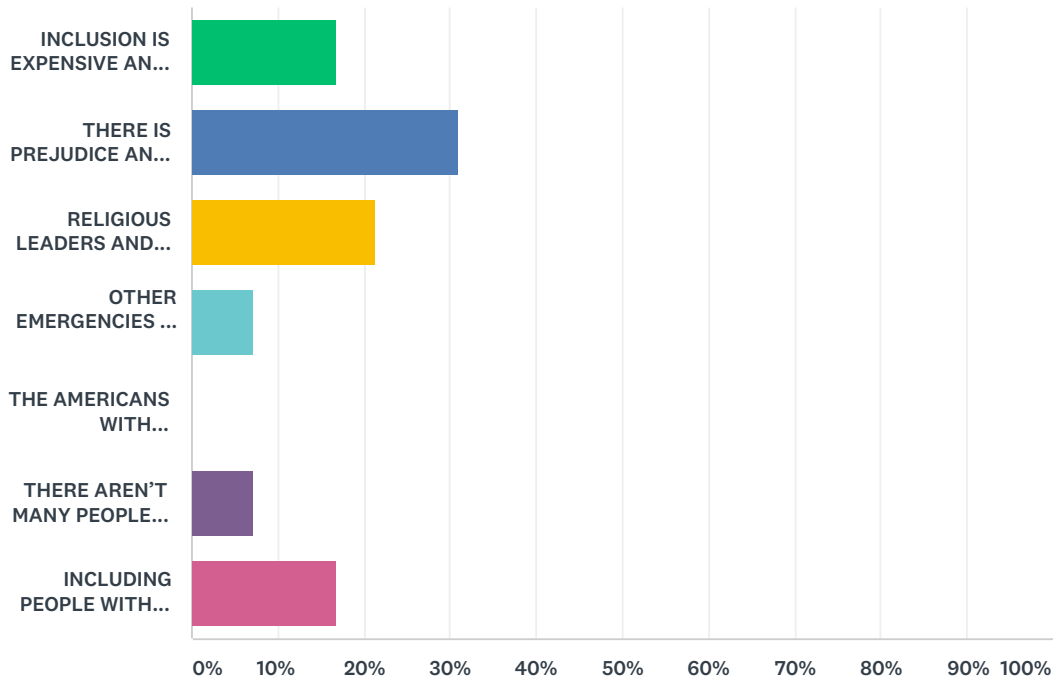
Answered: 42 Skipped: 0



ANSWER CHOICES	RESPONSES	
EXTREMELY CONCERNED	19.05%	8
SOMEWHAT CONCERNED	69.05%	29
NOT VERY CONCERNED	7.14%	3
NOT AT ALL CONCERNED	2.38%	1
I REALLY DON'T KNOW	2.38%	1
<b>TOTAL</b>		<b>42</b>

## Q20 Which of the following do you think is the biggest barrier to fully including more people with disabilities in your faith community?

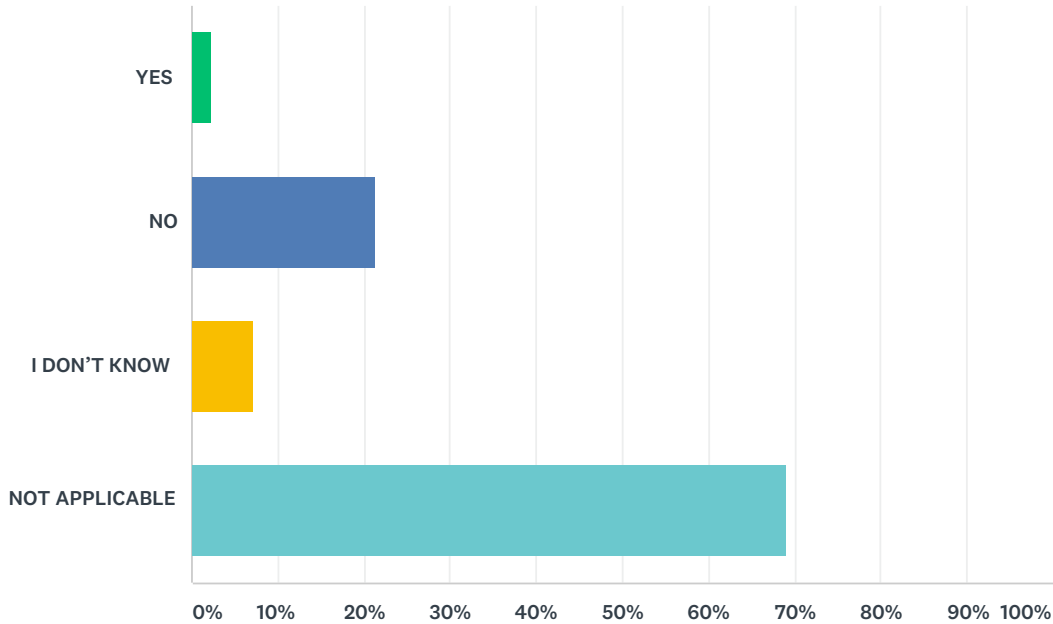
Answered: 42 Skipped: 0



ANSWER CHOICES	RESPONSES
INCLUSION IS EXPENSIVE AND THE COMMUNITY HAS LIMITED RESOURCES.	16.67% 7
THERE IS PREJUDICE AND UNACKNOWLEDGED STIGMA AGAINST PEOPLE WITH DISABILITIES.	30.95% 13
RELIGIOUS LEADERS AND ACTIVISTS WANT TO BE INCLUSIVE, BUT THEY DON'T KNOW HOW.	21.43% 9
OTHER EMERGENCIES AND COMMUNAL NEEDS ARE MORE PRESSING.	7.14% 3
THE AMERICANS WITH DISABILITIES ACT (ADA) EXEMPTED RELIGIOUS INSTITUTIONS.	0.00% 0
THERE AREN'T MANY PEOPLE WITH DISABILITIES AND THOSE IN THE COMMUNITY ARE INCLUDED.	7.14% 3
INCLUDING PEOPLE WITH DISABILITIES CAN BE COMPLICATED AND WE DON'T HAVE THE EXPERTISE TO SERVE EVERY NEED.	16.67% 7
TOTAL	42

### Q21 Has a person with a disability in your household ever been turned away from an activity at an organization in your faith community because of its inability or unwillingness to make a reasonable accommodation?

Answered: 42 Skipped: 0



ANSWER CHOICES	RESPONSES
YES	2.38% 1
NO	21.43% 9
I DON'T KNOW	7.14% 3
NOT APPLICABLE	69.05% 29
TOTAL	42

## Q22 OPTIONAL: If you or someone with a disability has been excluded, please share when and what happened.

Answered: 0 Skipped: 42

#	RESPONSES	DATE
	There are no responses.	



## Q23 What one word or phrase sums up the biggest obstacle to people with disabilities finding and succeeding in a job?

Answered: 36 Skipped: 6

#	RESPONSES	DATE
1	prejudice	9/6/2018 9:49 AM
2	Not being accepted	9/5/2018 8:30 PM
3	stigma	9/4/2018 10:57 PM
4	lack of understanding by employers	9/4/2018 9:59 PM
5	Complicated	9/4/2018 5:14 PM
6	lack of opportunity	9/4/2018 3:18 PM
7	ignorance	9/3/2018 7:06 AM
8	doubt	9/2/2018 10:58 PM
9	employer ignorance about accommodation	8/6/2018 1:23 AM
10	the disability	7/15/2018 1:13 PM
11	fear of those in hiring roles	7/12/2018 10:22 AM
12	education	7/12/2018 9:21 AM
13	Lack of reasonable accomodation and accessibility	7/11/2018 8:10 AM
14	Pre-judgment	7/11/2018 4:40 AM
15	resources	7/11/2018 12:10 AM
16	Understanding	7/11/2018 12:10 AM
17	Access	7/10/2018 9:50 PM
18	pity from well meaning people	7/10/2018 5:26 PM
19	Employers not thinking out of the box	7/10/2018 5:21 PM
20	support	7/10/2018 5:18 PM
21	Lack of business awareness	7/10/2018 5:08 PM
22	Support system	7/10/2018 4:17 PM
23	People are disturbed by their disabilities.	7/10/2018 3:44 PM
24	Prejudice	7/10/2018 3:35 PM
25	availability	7/10/2018 3:28 PM
26	image	7/10/2018 3:20 PM
27	Predjudice	7/10/2018 3:16 PM
28	intolerance	7/10/2018 2:57 PM
29	Transportation	7/10/2018 2:11 PM
30	Work success	7/10/2018 1:31 PM
31	lack of information	7/10/2018 12:49 PM
32	Transportation	7/10/2018 12:18 PM
33	connection to support group	7/10/2018 12:02 PM
34	Accommodations	7/10/2018 11:51 AM

---

35	understanding by employer and willing to hire	7/9/2018 6:07 PM
36	stigma	7/6/2018 3:59 PM

---

## Q24 What is the one thing that should be done to help more people with disabilities find and succeed in jobs?

Answered: 36 Skipped: 6

#	RESPONSES	DATE
1	public awareness	9/6/2018 9:49 AM
2	Mentors to guide them	9/5/2018 8:30 PM
3	out reach	9/4/2018 10:57 PM
4	More employers need to recognize the pluses that people with disabilities can bring to a business.	9/4/2018 9:59 PM
5	Lack of will backed up by resources	9/4/2018 5:14 PM
6	lack of training	9/4/2018 5:01 PM
7	education and awareness that people with disabilities are excellent staff members and workers. Accommodations are rarely as expensive and complicated as they are perceived to be.	9/4/2018 3:18 PM
8	acceptance	9/3/2018 7:06 AM
9	Educate employers. I worked for a company where the boss had to take online instruction regarding driving and drug/alcohol abuse. That could be done to educate about hiring persons with disabilities.	9/2/2018 10:58 PM
10	educate employers about employee potential and cost/ benefit...	8/6/2018 1:23 AM
11	education	7/15/2018 1:13 PM
12	dedicated consultants/staff to help individuals with disabilities	7/12/2018 10:22 AM
13	education	7/12/2018 9:21 AM
14	Access to the interview process. Jewish community seems to have a much easier time with people with intellectual disabilities rather than physical, but that is just my observation.	7/11/2018 8:10 AM
15	Career counseling	7/11/2018 4:40 AM
16	more career counseling	7/11/2018 12:10 AM
17	Educate those who do not understand and have a fear of those different than themselves	7/11/2018 12:10 AM
18	Financial incentives for employers	7/10/2018 9:50 PM
19	raise the profile of employers who do good and encourage others to follow	7/10/2018 5:26 PM
20	More encouragement for employers to hire people with disabilities	7/10/2018 5:21 PM
21	support	7/10/2018 5:18 PM
22	More awareness of programs available to help with placements or development of said programs	7/10/2018 5:08 PM
23	Having a designated mentor	7/10/2018 4:17 PM
24	education and exposure	7/10/2018 3:44 PM
25	Networking agencies	7/10/2018 3:35 PM
26	more expertise in including people with disabilities	7/10/2018 3:28 PM
27	education	7/10/2018 3:20 PM
28	Advertising that anyone can qualify for an interview and everyone will be judged equally.	7/10/2018 3:16 PM
29	Availability of social workers	7/10/2018 2:57 PM
30	Don't know	7/10/2018 2:11 PM
31	government support	7/10/2018 12:49 PM
32	Education	7/10/2018 12:18 PM

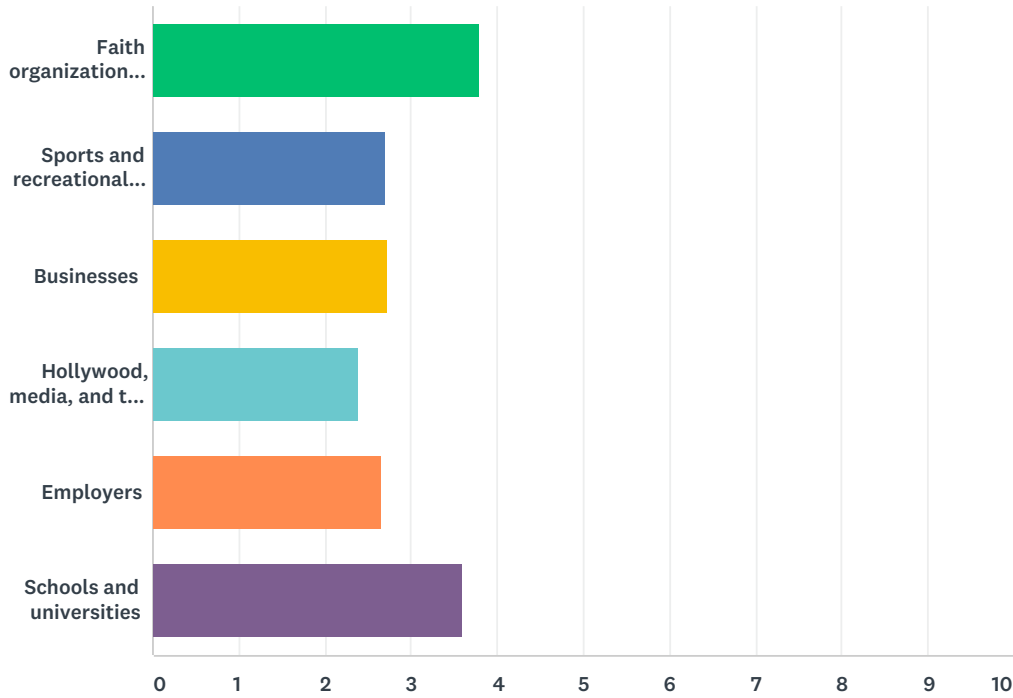
---

33	easy connections to support groups that provide information and guidance.	7/10/2018 12:02 PM
34	Outreach	7/10/2018 11:51 AM
35	awareness about hiring those with disabilities	7/9/2018 6:07 PM
36	incentives	7/6/2018 3:59 PM

---

### Q25 When you think about places or institutions in America, on a scale from 1-5, how open and welcoming do you think each of these are to people with disabilities, with 1 being not at all welcoming and 5 being extremely welcoming?

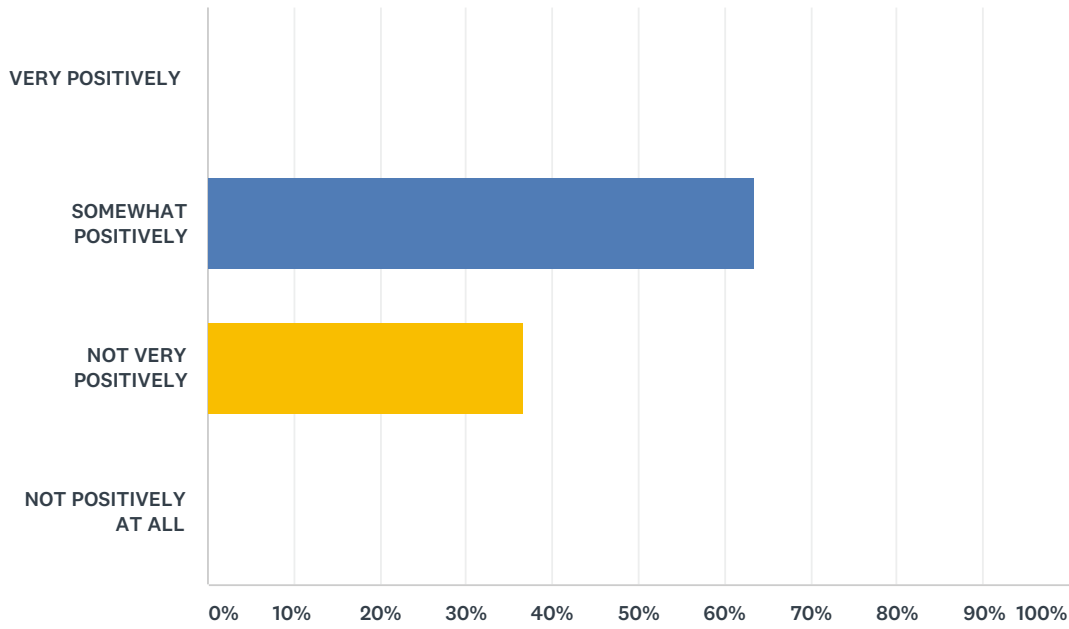
Answered: 41 Skipped: 1



	1 - NOT AT ALL WELCOMING	2	3	4	5 - EXTREMELY WELCOMING	TOTAL	WEIGHTED AVERAGE
Faith organizations and places of worship such as churches, synagogues and mosques	0.00% 0	2.44% 1	43.90% 18	26.83% 11	26.83% 11	41	3.78
Sports and recreational organizations and places	7.50% 3	32.50% 13	42.50% 17	17.50% 7	0.00% 0	40	2.70
Businesses	4.88% 2	34.15% 14	46.34% 19	14.63% 6	0.00% 0	41	2.71
Hollywood, media, and the entertainment industry	19.51% 8	39.02% 16	26.83% 11	12.20% 5	2.44% 1	41	2.39
Employers	5.00% 2	37.50% 15	47.50% 19	7.50% 3	2.50% 1	40	2.65
Schools and universities	2.56% 1	10.26% 4	33.33% 13	33.33% 13	20.51% 8	39	3.59

## Q26 Overall how do you feel the news media portrays people with disabilities?

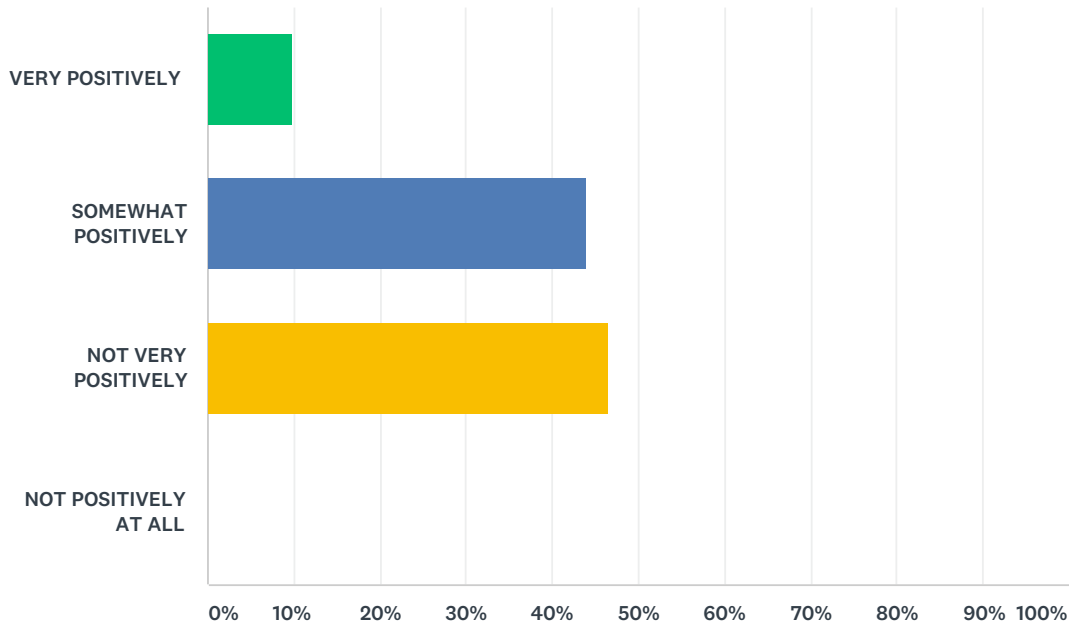
Answered: 41 Skipped: 1



ANSWER CHOICES	RESPONSES	
VERY POSITIVELY	0.00%	0
SOMEWHAT POSITIVELY	63.41%	26
NOT VERY POSITIVELY	36.59%	15
NOT POSITIVELY AT ALL	0.00%	0
TOTAL		41

## Q27 Overall how do you feel the entertainment industry portrays people with disabilities in movies and on TV?

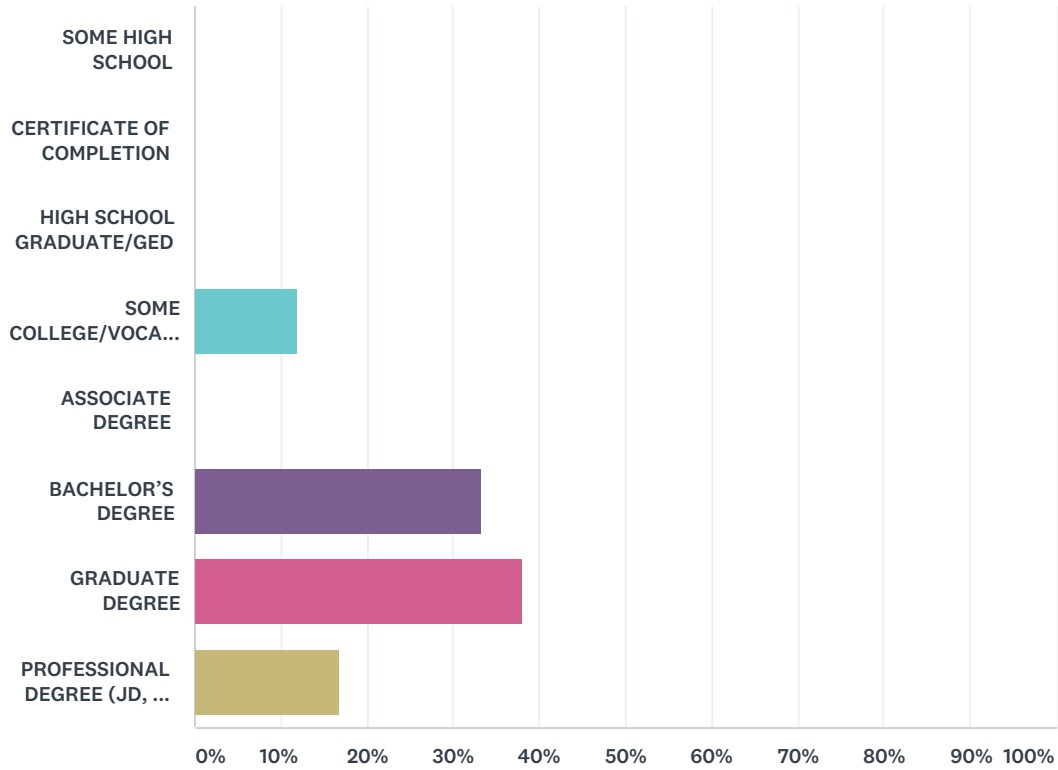
Answered: 41 Skipped: 1



ANSWER CHOICES	RESPONSES	
VERY POSITIVELY	9.76%	4
SOMEWHAT POSITIVELY	43.90%	18
NOT VERY POSITIVELY	46.34%	19
NOT POSITIVELY AT ALL	0.00%	0
TOTAL		41

## Q28 What is the highest level of education that you have completed?

Answered: 42 Skipped: 0

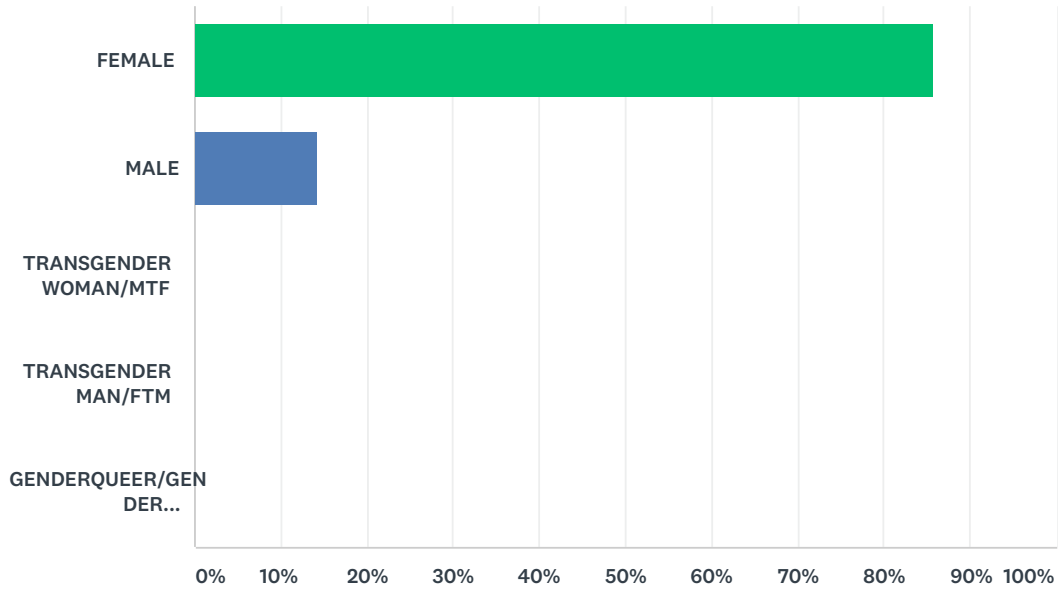


ANSWER CHOICES	RESPONSES	
SOME HIGH SCHOOL	0.00%	0
CERTIFICATE OF COMPLETION	0.00%	0
HIGH SCHOOL GRADUATE/GED	0.00%	0
SOME COLLEGE/VOCATIONAL SCHOOL	11.90%	5
ASSOCIATE DEGREE	0.00%	0
BACHELOR'S DEGREE	33.33%	14
GRADUATE DEGREE	38.10%	16
PROFESSIONAL DEGREE (JD, MD, DVM, etc.)	16.67%	7
<b>TOTAL</b>		<b>42</b>



### Q29 What is your gender?

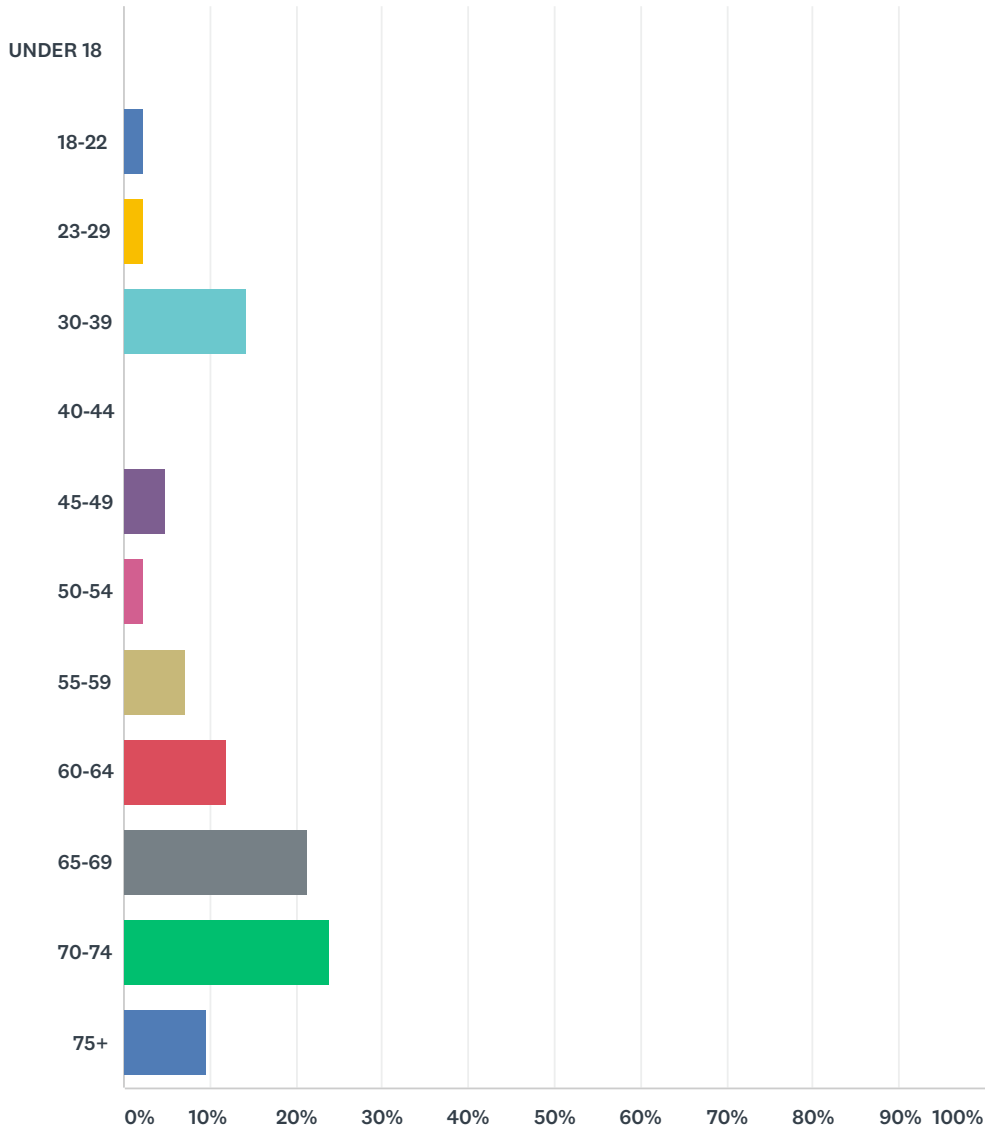
Answered: 42 Skipped: 0



ANSWER CHOICES	RESPONSES	
FEMALE	85.71%	36
MALE	14.29%	6
TRANSGENDER WOMAN/MTF	0.00%	0
TRANSGENDER MAN/FTM	0.00%	0
GENDERQUEER/GENDER NON-CONFORMING	0.00%	0
<b>TOTAL</b>		<b>42</b>

### Q30 What is your age?

Answered: 42 Skipped: 0

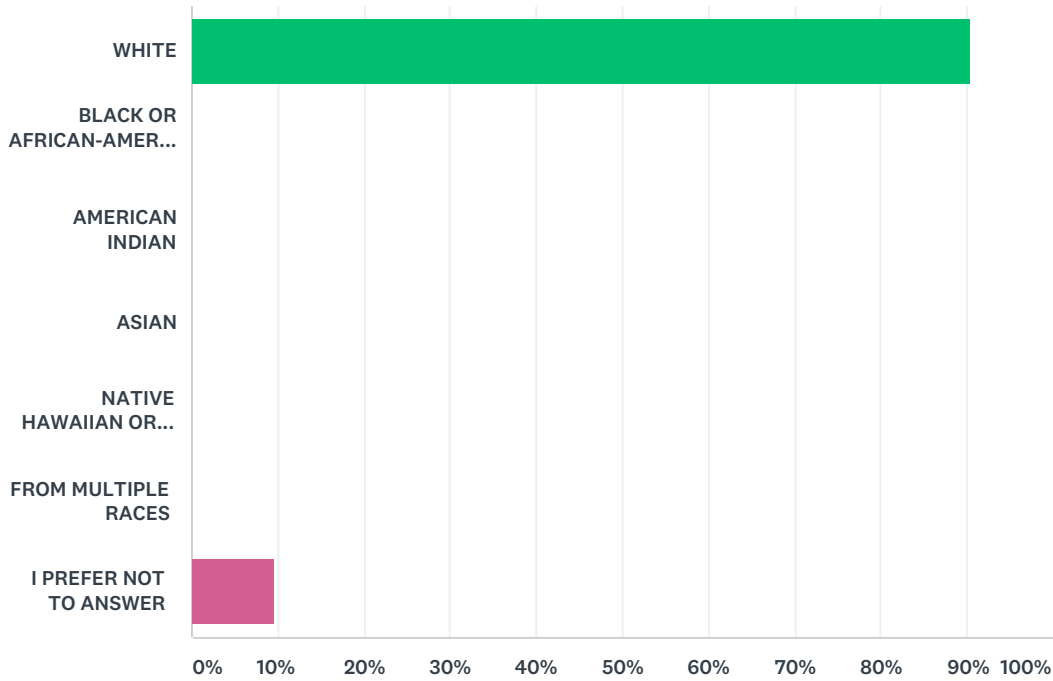


ANSWER CHOICES	RESPONSES
UNDER 18	0.00% 0
18-22	2.38% 1
23-29	2.38% 1
30-39	14.29% 6
40-44	0.00% 0
45-49	4.76% 2
50-54	2.38% 1
55-59	7.14% 3

60-64	11.90%	5
65-69	21.43%	9
70-74	23.81%	10
75+	9.52%	4
TOTAL		42

### Q31 How would you describe yourself?

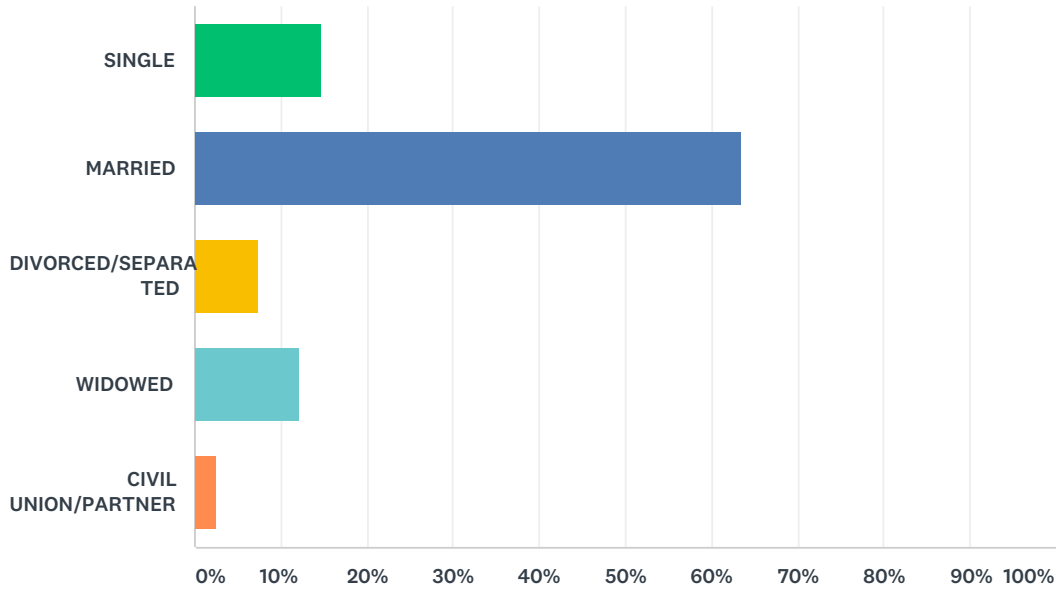
Answered: 42 Skipped: 0



ANSWER CHOICES	RESPONSES	
WHITE	90.48%	38
BLACK OR AFRICAN-AMERICAN	0.00%	0
AMERICAN INDIAN	0.00%	0
ASIAN	0.00%	0
NATIVE HAWAIIAN OR PACIFIC ISLANDER	0.00%	0
FROM MULTIPLE RACES	0.00%	0
I PREFER NOT TO ANSWER	9.52%	4
<b>TOTAL</b>		<b>42</b>

### Q32 What is your marital status?

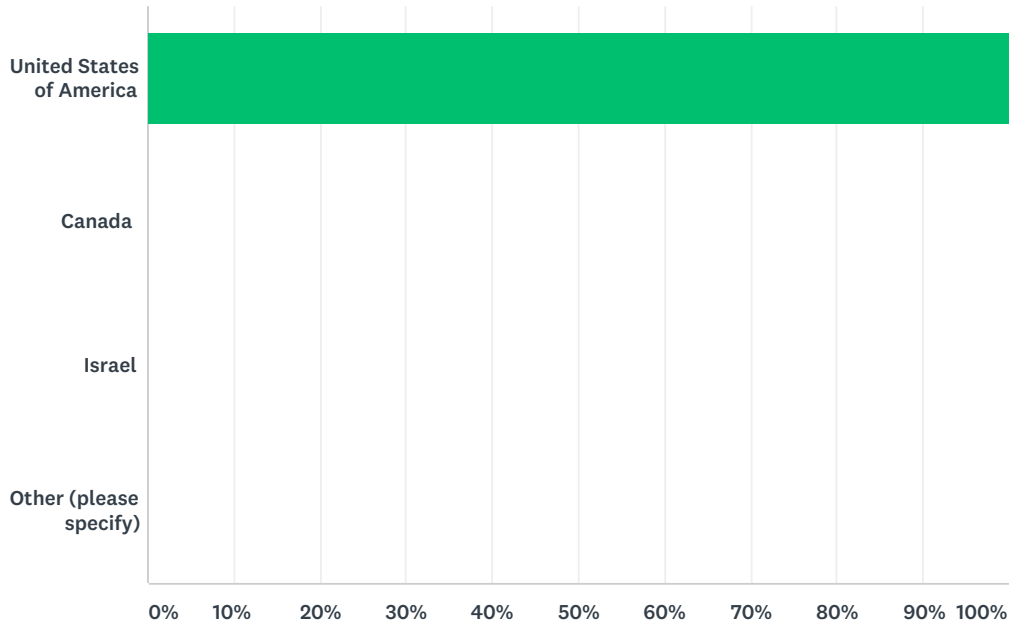
Answered: 41 Skipped: 1



ANSWER CHOICES	RESPONSES	
SINGLE	14.63%	6
MARRIED	63.41%	26
DIVORCED/SEPARATED	7.32%	3
WIDOWED	12.20%	5
CIVIL UNION/PARTNER	2.44%	1
TOTAL		41

### Q33 In which country do you live?

Answered: 42 Skipped: 0



ANSWER CHOICES	RESPONSES
United States of America	100.00% 42
Canada	0.00% 0
Israel	0.00% 0
Other (please specify)	0.00% 0
<b>TOTAL</b>	<b>42</b>

#	OTHER (PLEASE SPECIFY)	DATE
	There are no responses.	

### Q34 In which state do you live?

Answered: 42 Skipped: 0

ANSWER CHOICES	RESPONSES	
Name	0.00%	0
Company	0.00%	0
Address	0.00%	0
Address 2	0.00%	0
City/Town	0.00%	0
State/Province	100.00%	42
ZIP/Postal Code	0.00%	0
Country	0.00%	0
Email Address	0.00%	0
Phone Number	0.00%	0

#	NAME	DATE
	There are no responses.	

#	COMPANY	DATE
	There are no responses.	

#	ADDRESS	DATE
	There are no responses.	

#	ADDRESS 2	DATE
	There are no responses.	

#	CITY/TOWN	DATE
	There are no responses.	

#	STATE/PROVINCE	DATE
1	MD	9/6/2018 9:50 AM
2	VA	9/5/2018 8:32 PM
3	VA	9/4/2018 10:59 PM
4	MD	9/4/2018 10:02 PM
5	MD	9/4/2018 5:18 PM
6	MD	9/4/2018 5:17 PM
7	VA	9/4/2018 3:19 PM
8	MD	9/3/2018 7:10 AM
9	MD	9/2/2018 11:00 PM
10	VA	8/6/2018 1:25 AM
11	MD	7/15/2018 1:13 PM
12	MD	7/12/2018 10:23 AM
13	VA	7/12/2018 9:22 AM

14	DC	7/11/2018 12:03 PM
15	MD	7/11/2018 8:11 AM
16	MD	7/11/2018 4:42 AM
17	MD	7/11/2018 12:13 AM
18	MD	7/11/2018 12:12 AM
19	MD	7/10/2018 9:52 PM
20	VA	7/10/2018 6:16 PM
21	MD	7/10/2018 5:27 PM
22	MD	7/10/2018 5:23 PM
23	DC	7/10/2018 5:19 PM
24	MD	7/10/2018 5:10 PM
25	VA	7/10/2018 4:18 PM
26	VA	7/10/2018 3:46 PM
27	VA	7/10/2018 3:37 PM
28	MD	7/10/2018 3:29 PM
29	MD	7/10/2018 3:21 PM
30	MD	7/10/2018 3:18 PM
31	MD	7/10/2018 2:59 PM
32	MD	7/10/2018 2:32 PM
33	MD	7/10/2018 2:13 PM
34	MD	7/10/2018 1:59 PM
35	DC	7/10/2018 1:54 PM
36	MD	7/10/2018 1:32 PM
37	VA	7/10/2018 12:51 PM
38	VA	7/10/2018 12:19 PM
39	DC	7/10/2018 12:04 PM
40	MD	7/10/2018 11:52 AM
41	VA	7/9/2018 6:08 PM
42	MD	7/6/2018 4:00 PM

#	ZIP/POSTAL CODE	DATE
---	-----------------	------

There are no responses.

#	COUNTRY	DATE
---	---------	------

There are no responses.

#	EMAIL ADDRESS	DATE
---	---------------	------

There are no responses.

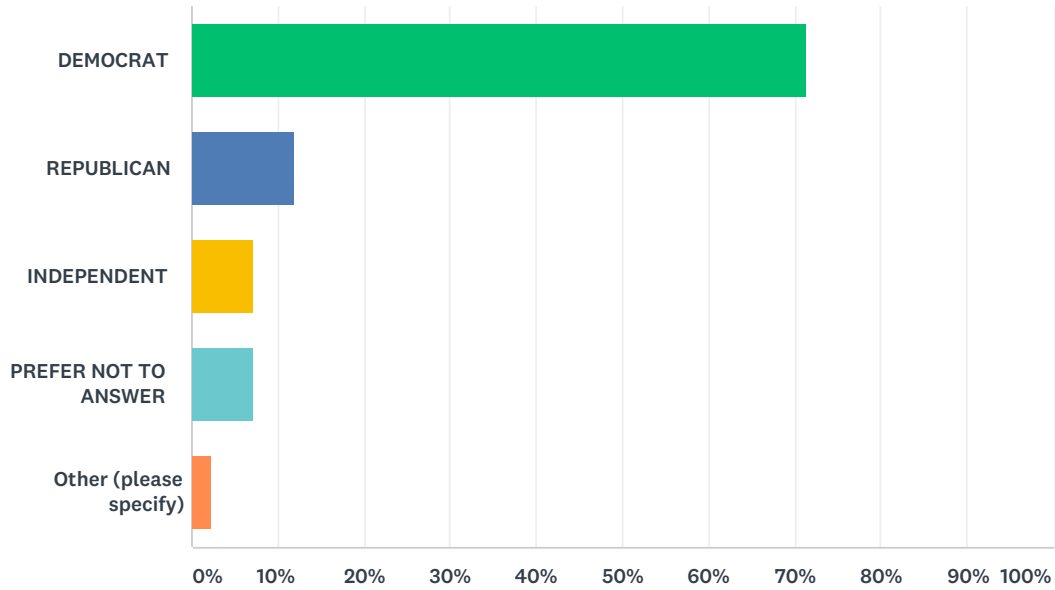
#	PHONE NUMBER	DATE
---	--------------	------

There are no responses.



### Q35 In politics today, what do you consider yourself?

Answered: 42 Skipped: 0

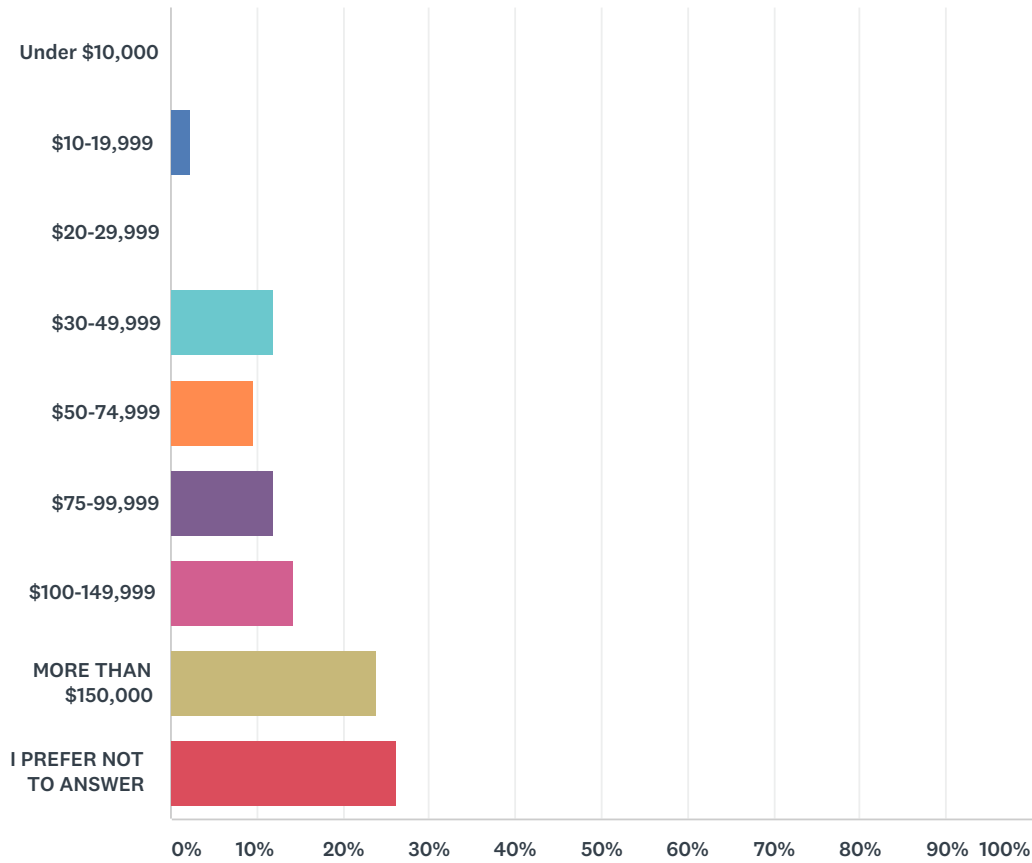


ANSWER CHOICES	RESPONSES
DEMOCRAT	71.43% 30
REPUBLICAN	11.90% 5
INDEPENDENT	7.14% 3
PREFER NOT TO ANSWER	7.14% 3
Other (please specify)	2.38% 1
<b>TOTAL</b>	<b>42</b>

#	OTHER (PLEASE SPECIFY)	DATE
1	Tea Party Conservative	9/4/2018 11:00 PM

### Q36 Which category below best describes your annual household income?

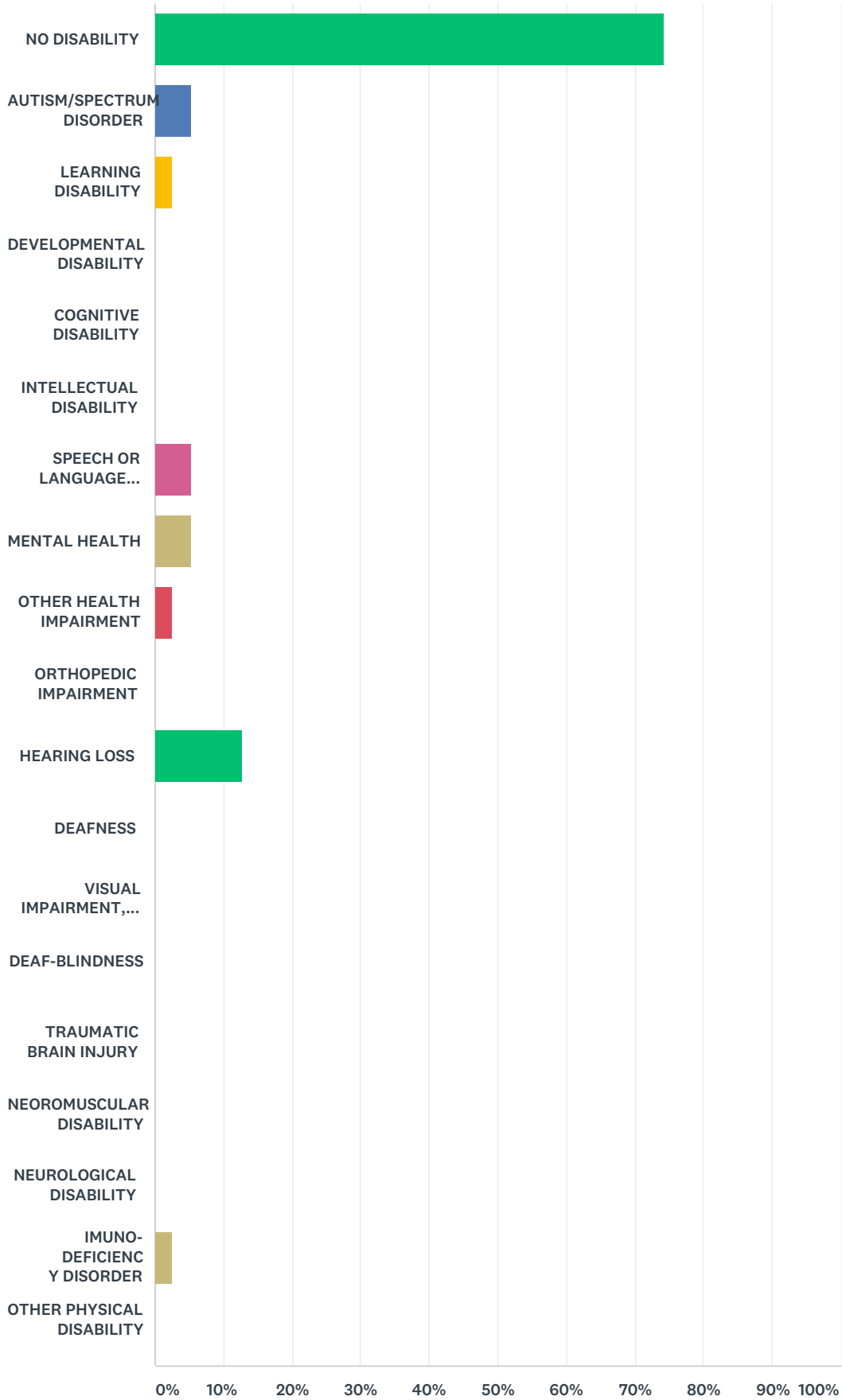
Answered: 42 Skipped: 0



ANSWER CHOICES	RESPONSES	
Under \$10,000	0.00%	0
\$10-19,999	2.38%	1
\$20-29,999	0.00%	0
\$30-49,999	11.90%	5
\$50-74,999	9.52%	4
\$75-99,999	11.90%	5
\$100-149,999	14.29%	6
MORE THAN \$150,000	23.81%	10
I PREFER NOT TO ANSWER	26.19%	11
<b>TOTAL</b>		<b>42</b>

**Q37 What type of disability do you have or does a member of your household have?(PLEASE CHECK ALL THAT APPLY)**

Answered: 39 Skipped: 3



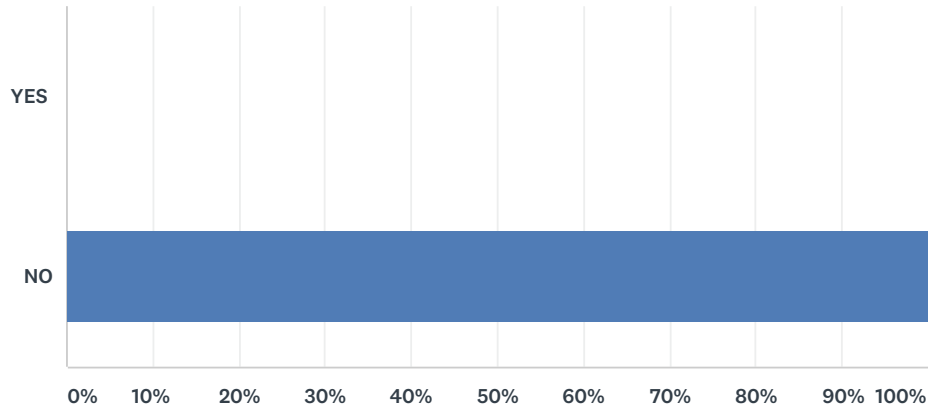
ANSWER CHOICES

RESPONSES

NO DISABILITY	74.36%	29
AUTISM/SPECTRUM DISORDER	5.13%	2
LEARNING DISABILITY	2.56%	1
DEVELOPMENTAL DISABILITY	0.00%	0
COGNITIVE DISABILITY	0.00%	0
INTELLECTUAL DISABILITY	0.00%	0
SPEECH OR LANGUAGE IMPAIRMENT	5.13%	2
MENTAL HEALTH	5.13%	2
OTHER HEALTH IMPAIRMENT	2.56%	1
ORTHOPEDIC IMPAIRMENT	0.00%	0
HEARING LOSS	12.82%	5
DEAFNESS	0.00%	0
VISUAL IMPAIRMENT, INCLUDING BLINDNESS TO BLIND/LOW VISION	0.00%	0
DEAF-BLINDNESS	0.00%	0
TRAUMATIC BRAIN INJURY	0.00%	0
NEOROMUSCULAR DISABILITY	0.00%	0
NEUROLOGICAL DISABILITY	0.00%	0
IMUNO-DEFICIENCY DISORDER	2.56%	1
OTHER PHYSICAL DISABILITY	0.00%	0
Total Respondents: 39		

### Q38 Did anyone assist you in completing this survey today?

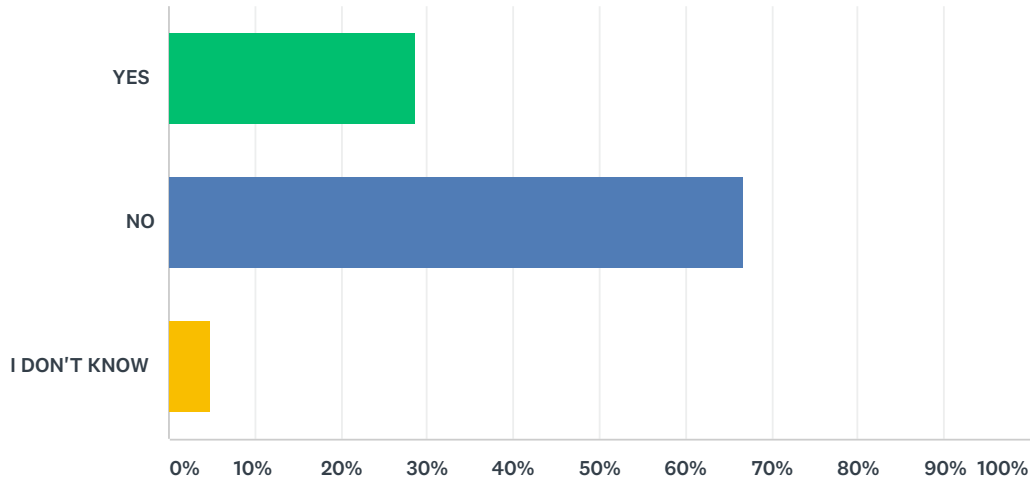
Answered: 42 Skipped: 0



ANSWER CHOICES	RESPONSES
YES	0.00% 0
NO	100.00% 42
TOTAL	42

### Q39 Have you heard of the non-profit organization RespectAbility?

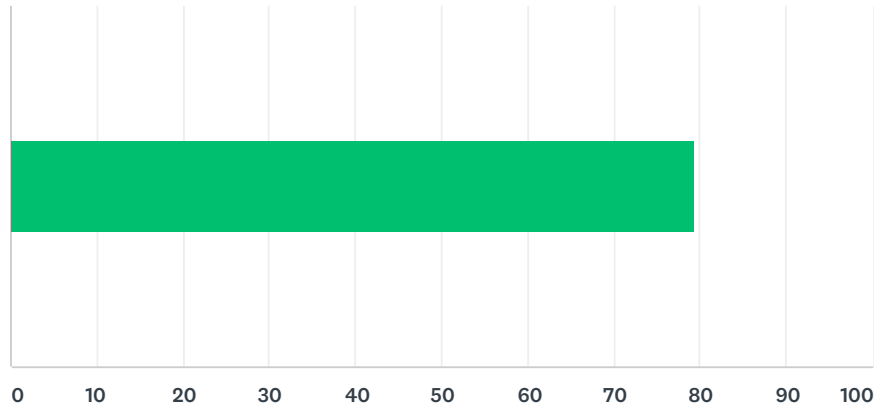
Answered: 42 Skipped: 0



ANSWER CHOICES	RESPONSES	
YES	28.57%	12
NO	66.67%	28
I DON'T KNOW	4.76%	2
TOTAL		42

### Q40 On a scale from 1 to 100, with 1 being very unfavorable and 100 being extremely favorable, how favorable is the organization RespectAbility?

Answered: 11 Skipped: 31



ANSWER CHOICES	AVERAGE NUMBER	TOTAL NUMBER	RESPONSES
	79	873	11
Total Respondents: 11			

#		DATE
1	100	9/6/2018 9:51 AM
2	91	9/4/2018 5:22 PM
3	52	9/4/2018 3:20 PM
4	81	9/2/2018 11:01 PM
5	61	8/6/2018 1:25 AM
6	90	7/11/2018 12:04 PM
7	50	7/10/2018 9:53 PM
8	75	7/10/2018 6:17 PM
9	85	7/10/2018 3:22 PM
10	100	7/9/2018 6:08 PM
11	88	7/6/2018 4:01 PM



## Q42 At RespectAbility, we are working to expand inclusion and opportunities for people with disabilities. Do you have any advice for us that would help us to be more successful?

Answered: 6 Skipped: 36

#	RESPONSES	DATE
1	Open up more volunteer opportunities for people who don't have specialized skills	9/5/2018 8:41 PM
2	Awareness and education are key to acceptance. I don't think media portray persons with disabilities negatively so much as they don't portray such persons. We're uncomfortable with things we're not familiar with, so a model with Down Syndrome, for instance, helps us relate.	9/2/2018 11:03 PM
3	Annual cash awards to businesses, media, religious institutions for being the best expanding opportunities. Media coverage. Use social media for people to make nominations.	7/10/2018 5:31 PM
4	Better publicity. I was unaware of your existence or good work.	7/10/2018 3:01 PM
5	enjoy reading your newsletters	7/9/2018 6:09 PM
6	Shorter emails.	7/6/2018 4:02 PM

## Q43 Please share any additional information about inclusion efforts in which you are involved that we should know more about.

Answered: 3 Skipped: 39

#	RESPONSES	DATE
1	Barriers to access at Jewish organizations that exist for people with disabilities parallel those that exist for women and others who are not part of the wealth-ego-mail driven leadership structure that is unhealthy from governance perspective. Synagogues do the best job because frankly they have the most diverse boards.	7/11/2018 8:14 AM
2	Our law firm does ADA work on behalf of people with disabilities	7/11/2018 4:46 AM
3	Perhaps you could encourage memoirs/bios by talented disabled individuals to share their stories. Promote books with press tour.	7/10/2018 5:31 PM