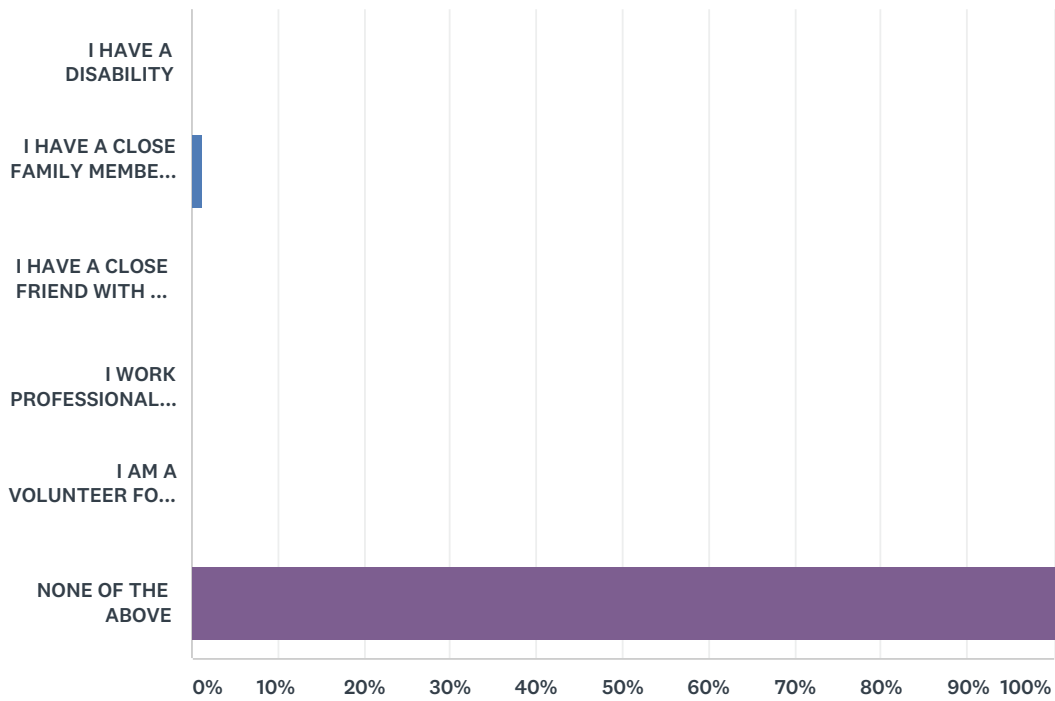


Q1 Please check all that apply to you.

Answered: 75 Skipped: 0



| ANSWER CHOICES | RESPONSES | |
|-------------------------------------------------------------|-----------|----|
| I HAVE A DISABILITY | 0.00% | 0 |
| I HAVE A CLOSE FAMILY MEMBER WITH A DISABILITY | 1.33% | 1 |
| I HAVE A CLOSE FRIEND WITH A DISABILITY | 0.00% | 0 |
| I WORK PROFESSIONALLY ON BEHALF OF PEOPLE WITH DISABILITIES | 0.00% | 0 |
| I AM A VOLUNTEER FOR DISABILITY CAUSES | 0.00% | 0 |
| NONE OF THE ABOVE | 100.00% | 75 |
| Total Respondents: 75 | | |

Q2 How important is having a job to your happiness?

Answered: 0 Skipped: 75

 No matching responses.

| ANSWER CHOICES | RESPONSES | |
|-----------------------|-----------|---|
| EXTREMELY IMPORTANT | 0.00% | 0 |
| SOMEWHAT IMPORTANT | 0.00% | 0 |
| NEUTRAL | 0.00% | 0 |
| SOMEWHAT UNIMPORTANT | 0.00% | 0 |
| EXTREMELY UNIMPORTANT | 0.00% | 0 |
| TOTAL | | 0 |

Q3 Which is more important to you?

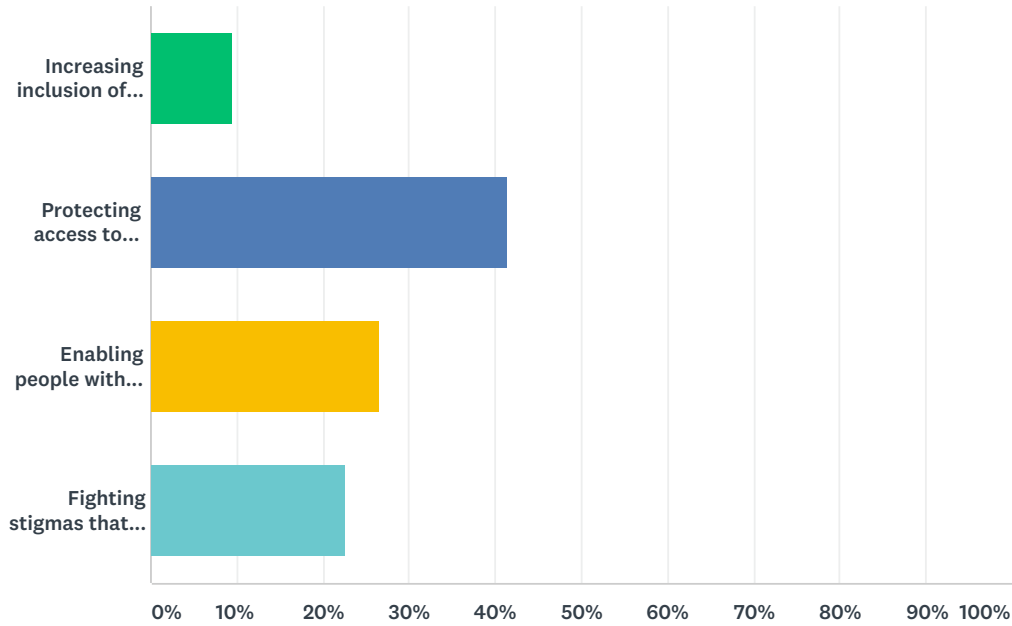
Answered: 0 Skipped: 75

 No matching responses.

| ANSWER CHOICES | RESPONSES | |
|-----------------------------------------------------------------------------------|-----------|---|
| THAT I FIND/HAVE A JOB AND CAN BE INDEPENDENT | 0.00% | 0 |
| THAT THERE IS A GOVERNMENT SAFETY NET OF BENEFITS SO THAT I WILL BE TAKEN CARE OF | 0.00% | 0 |
| I REALLY DON'T KNOW | 0.00% | 0 |
| TOTAL | | 0 |

Q4 Which is currently most important to you?

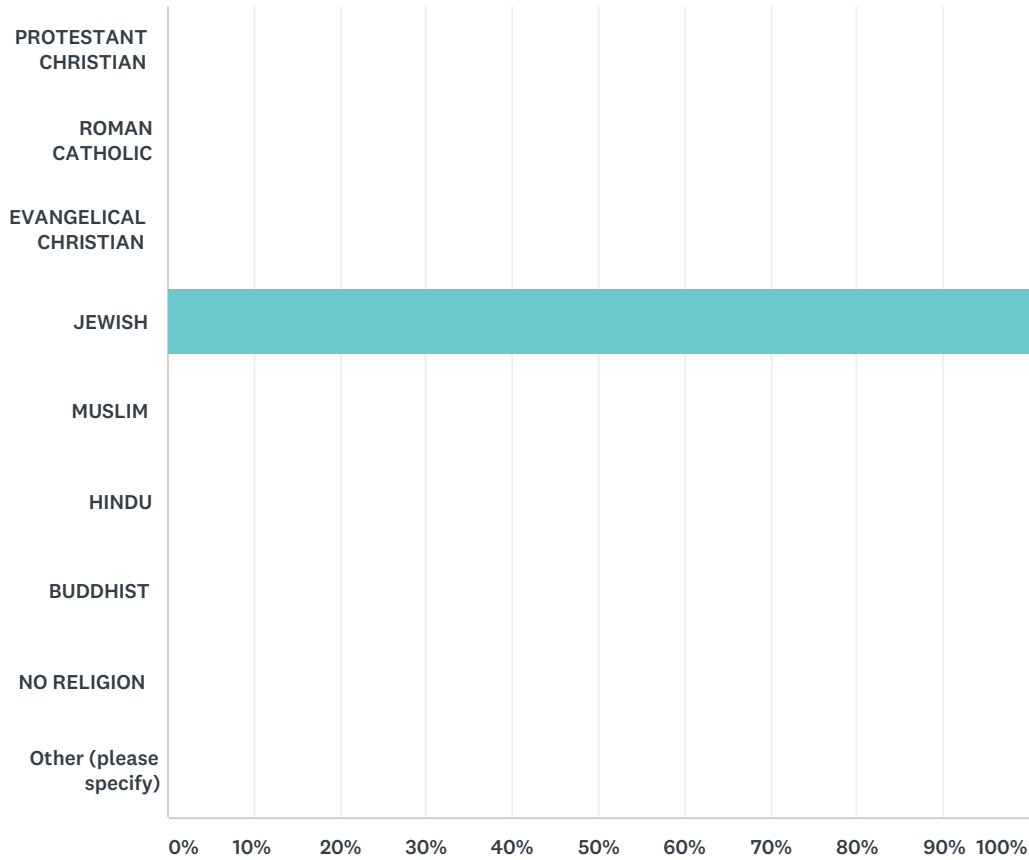
Answered: 75 Skipped: 0



| ANSWER CHOICES | RESPONSES | |
|------------------------------------------------------------------------------------------------|-----------|-----------|
| Increasing inclusion of people with disabilities in faith based organizations and institutions | 9.33% | 7 |
| Protecting access to healthcare, Medicaid and SSDI for people with disabilities | 41.33% | 31 |
| Enabling people with disabilities to get the education and jobs they need to succeed | 26.67% | 20 |
| Fighting stigmas that undermine and limit people with disabilities | 22.67% | 17 |
| TOTAL | | 75 |

Q5 What is your religious affiliation?

Answered: 75 Skipped: 0

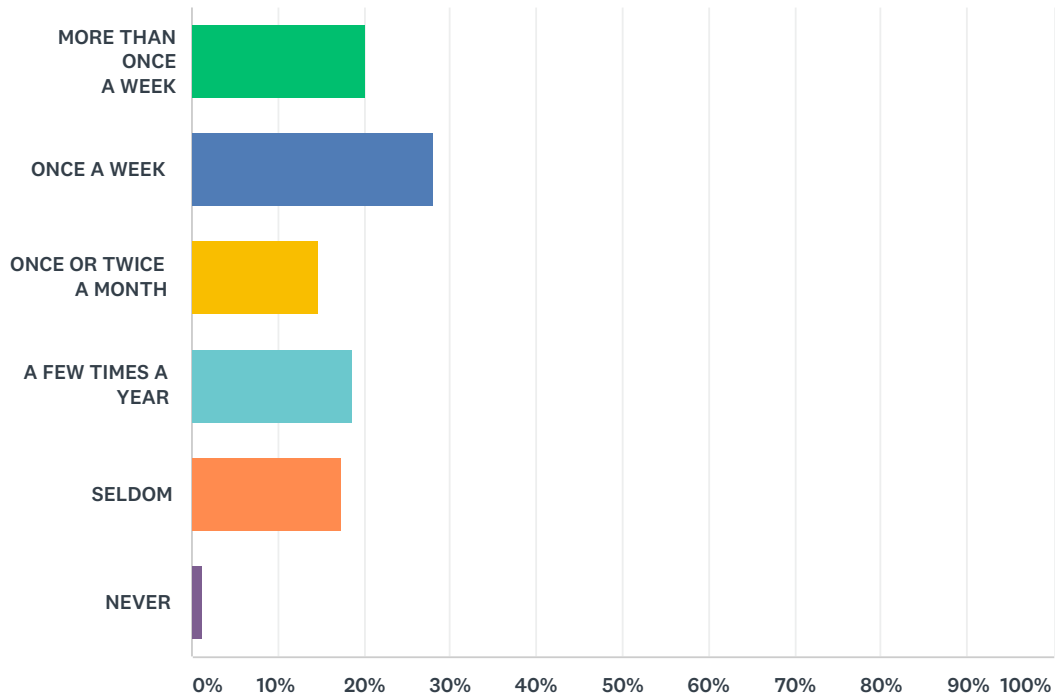


| ANSWER CHOICES | RESPONSES |
|------------------------|------------|
| PROTESTANT CHRISTIAN | 0.00% 0 |
| ROMAN CATHOLIC | 0.00% 0 |
| EVANGELICAL CHRISTIAN | 0.00% 0 |
| JEWISH | 100.00% 75 |
| MUSLIM | 0.00% 0 |
| HINDU | 0.00% 0 |
| BUDDHIST | 0.00% 0 |
| NO RELIGION | 0.00% 0 |
| Other (please specify) | 0.00% 0 |
| TOTAL | 75 |

| # | OTHER (PLEASE SPECIFY) | DATE |
|---|-------------------------|------|
| | There are no responses. | |

Q6 Aside from weddings and funerals, how often do you attend religious services?

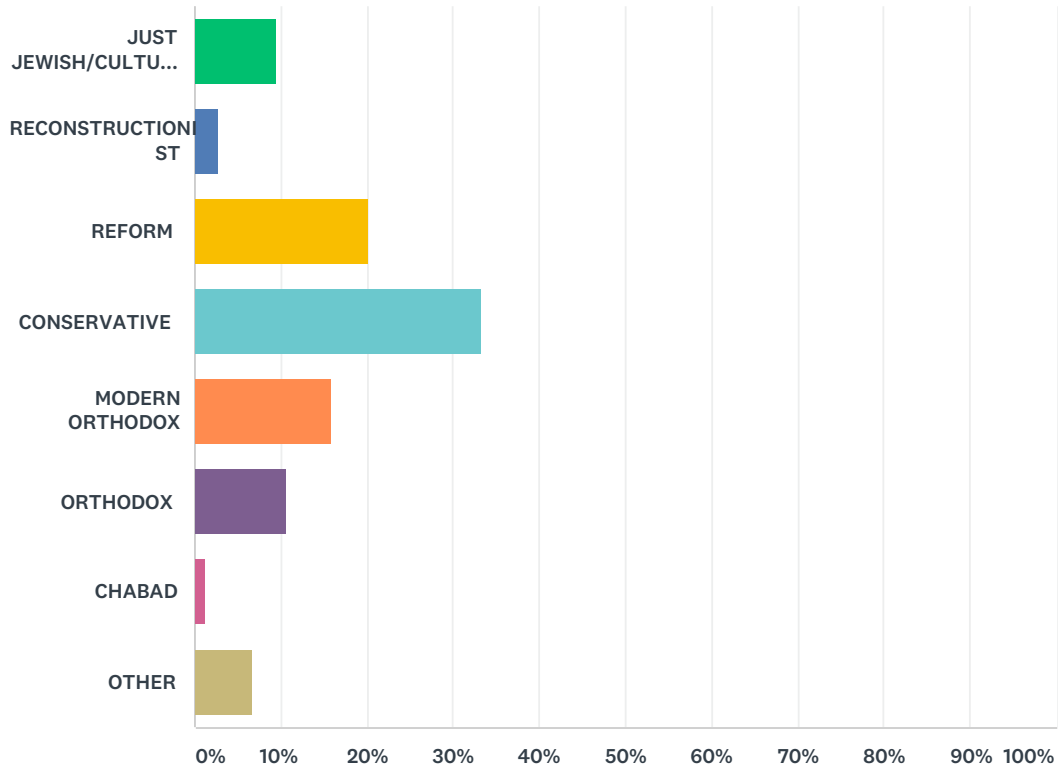
Answered: 75 Skipped: 0



| ANSWER CHOICES | RESPONSES | |
|-----------------------|-----------|----|
| MORE THAN ONCE A WEEK | 20.00% | 15 |
| ONCE A WEEK | 28.00% | 21 |
| ONCE OR TWICE A MONTH | 14.67% | 11 |
| A FEW TIMES A YEAR | 18.67% | 14 |
| SELDOM | 17.33% | 13 |
| NEVER | 1.33% | 1 |
| TOTAL | | 75 |

Q7 Would you describe yourself as ...

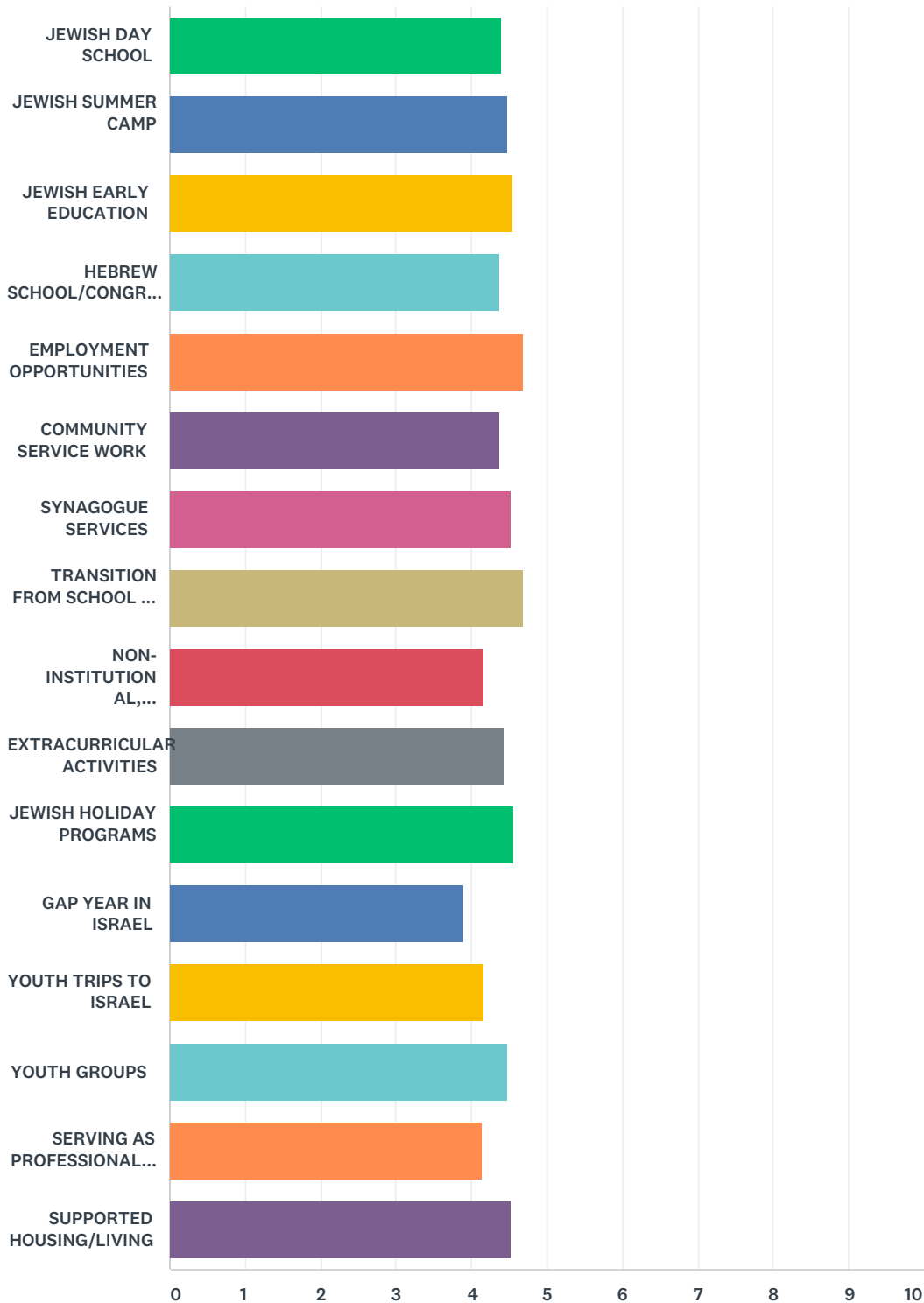
Answered: 75 Skipped: 0



| ANSWER CHOICES | RESPONSES | |
|-------------------------------|-----------|----|
| JUST JEWISH/CULTURALLY JEWISH | 9.33% | 7 |
| RECONSTRUCTIONIST | 2.67% | 2 |
| REFORM | 20.00% | 15 |
| CONSERVATIVE | 33.33% | 25 |
| MODERN ORTHODOX | 16.00% | 12 |
| ORTHODOX | 10.67% | 8 |
| CHABAD | 1.33% | 1 |
| OTHER | 6.67% | 5 |
| TOTAL | | 75 |

Q8 Please rate how important it is for Jewish people with disabilities to be able to attend and fully participate in each of the following:

Answered: 75 Skipped: 0



| | EXTREMELY IMPORTANT | VERY IMPORTANT | SOMEWHAT IMPORTANT | NOT SO IMPORTANT | NOT AT ALL IMPORTANT | TOTAL | WEIGHTED AVERAGE |
|--|---------------------|----------------|--------------------|------------------|----------------------|-------|------------------|
|--|---------------------|----------------|--------------------|------------------|----------------------|-------|------------------|

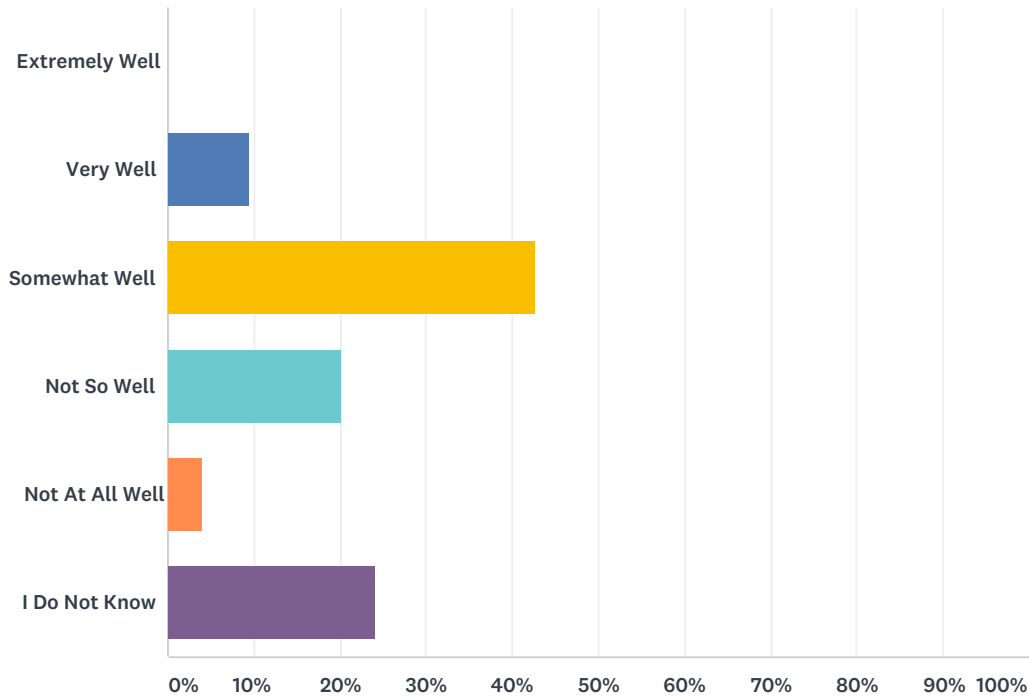
Faith and Disability Inclusion Survey

SurveyMonkey

| | | | | | | | |
|----------------------------------------------------------------------------------|--------------|--------------|--------------|------------|------------|----|------|
| JEWISH DAY SCHOOL | 64.00% 48 | 21.33% 16 | 8.00% 6 | 2.67% 2 | 4.00% 3 | 75 | 4.39 |
| JEWISH SUMMER CAMP | 61.33% 46 | 26.67% 20 | 10.67% 8 | 1.33% 1 | 0.00% 0 | 75 | 4.48 |
| JEWISH EARLY EDUCATION | 67.57% 50 | 20.27% 15 | 9.46% 7 | 2.70% 2 | 0.00% 0 | 74 | 4.53 |
| HEBREW SCHOOL/CONGREGATIONAL SCHOOL/SUNDAY SCHOOL | 61.33% 46 | 21.33% 16 | 12.00% 9 | 4.00% 3 | 1.33% 1 | 75 | 4.37 |
| EMPLOYMENT OPPORTUNITIES | 72.97% 54 | 24.32% 18 | 1.35% 1 | 0.00% 0 | 1.35% 1 | 74 | 4.68 |
| COMMUNITY SERVICE WORK | 53.33% 40 | 32.00% 24 | 13.33% 10 | 1.33% 1 | 0.00% 0 | 75 | 4.37 |
| SYNAGOGUE SERVICES | 68.92% 51 | 18.92% 14 | 9.46% 7 | 0.00% 0 | 2.70% 2 | 74 | 4.51 |
| TRANSITION FROM SCHOOL TO WORKFORCE | 75.68% 56 | 21.62% 16 | 0.00% 0 | 1.35% 1 | 1.35% 1 | 74 | 4.69 |
| NON-INSTITUTIONAL, NON-MEMBERSHIP JEWISH GROUPS (I.E. POP-UP SHABBAT, CHAVURAHs) | 46.67% 35 | 32.00% 24 | 16.00% 12 | 2.67% 2 | 2.67% 2 | 75 | 4.17 |
| EXTRACURRICULAR ACTIVITIES | 56.00% 42 | 32.00% 24 | 10.67% 8 | 1.33% 1 | 0.00% 0 | 75 | 4.43 |
| JEWISH HOLIDAY PROGRAMS | 62.67% 47 | 32.00% 24 | 5.33% 4 | 0.00% 0 | 0.00% 0 | 75 | 4.57 |
| GAP YEAR IN ISRAEL | 47.30% 35 | 14.86% 11 | 22.97% 17 | 9.46% 7 | 5.41% 4 | 74 | 3.89 |
| YOUTH TRIPS TO ISRAEL | 52.05% 38 | 20.55% 15 | 20.55% 15 | 5.48% 4 | 1.37% 1 | 73 | 4.16 |
| YOUTH GROUPS | 60.27% 44 | 28.77% 21 | 9.59% 7 | 1.37% 1 | 0.00% 0 | 73 | 4.48 |
| SERVING AS PROFESSIONAL STAFF IN JEWISH ORGANIZATIONS | 46.67% 35 | 29.33% 22 | 18.67% 14 | 2.67% 2 | 2.67% 2 | 75 | 4.15 |
| SUPPORTED HOUSING/LIVING | 64.00% 48 | 28.00% 21 | 5.33% 4 | 1.33% 1 | 1.33% 1 | 75 | 4.52 |

Q9 Overall, how well is the Jewish community doing at including people with disabilities in those activities?

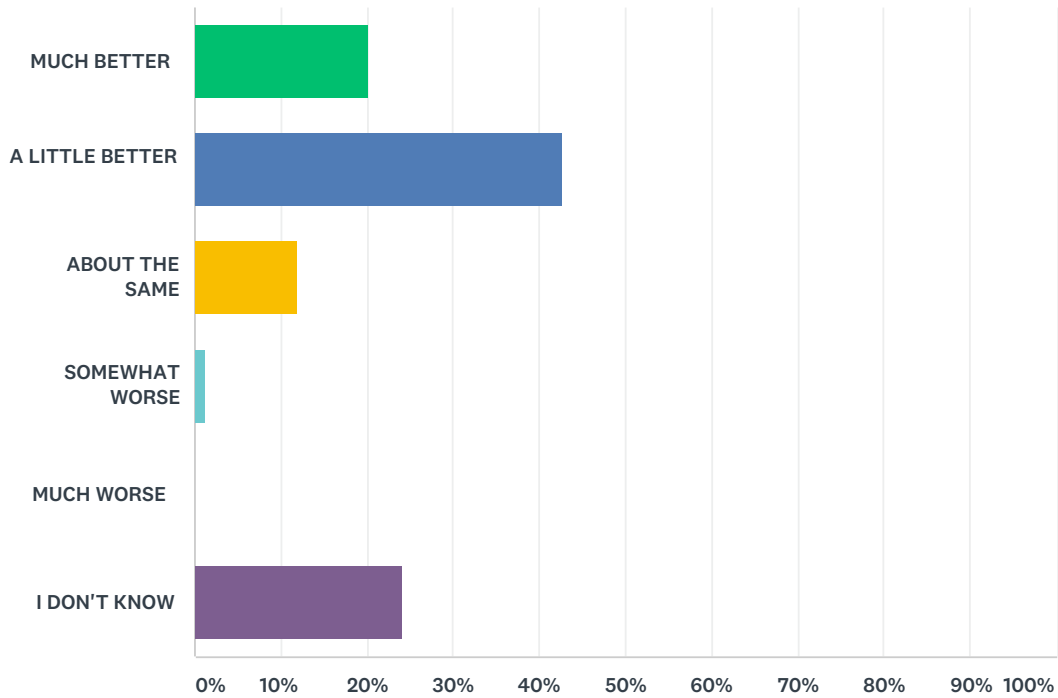
Answered: 75 Skipped: 0



| ANSWER CHOICES | RESPONSES | |
|-----------------|-----------|-----------|
| Extremely Well | 0.00% | 0 |
| Very Well | 9.33% | 7 |
| Somewhat Well | 42.67% | 32 |
| Not So Well | 20.00% | 15 |
| Not At All Well | 4.00% | 3 |
| I Do Not Know | 24.00% | 18 |
| TOTAL | | 75 |

Q10 Compared to 5 years ago, how is the Jewish community at including people with disabilities?

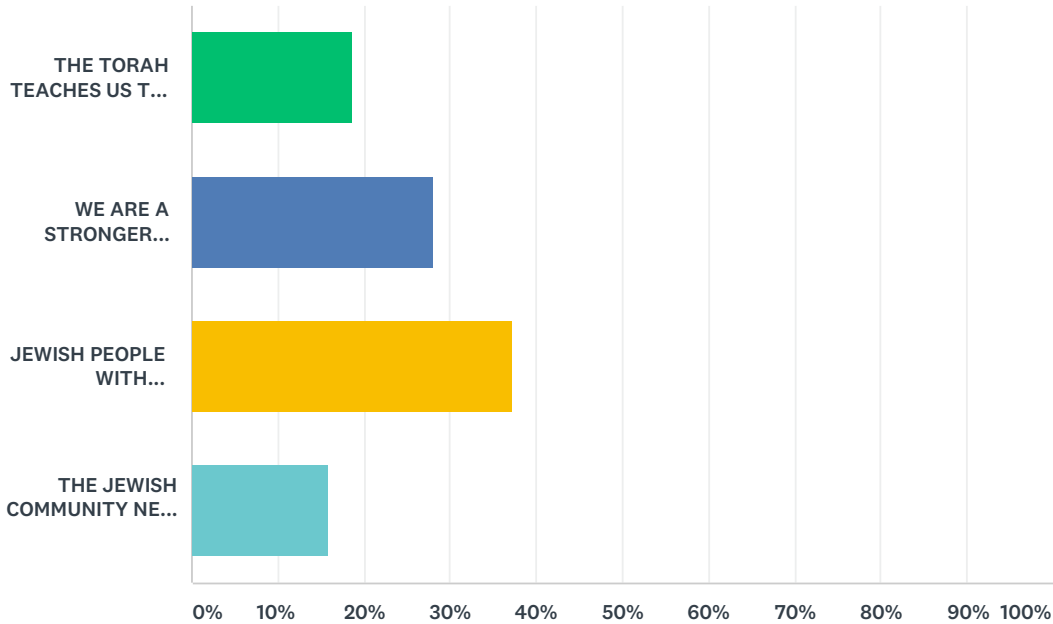
Answered: 75 Skipped: 0



| ANSWER CHOICES | RESPONSES | |
|-----------------|-----------|----|
| MUCH BETTER | 20.00% | 15 |
| A LITTLE BETTER | 42.67% | 32 |
| ABOUT THE SAME | 12.00% | 9 |
| SOMEWHAT WORSE | 1.33% | 1 |
| MUCH WORSE | 0.00% | 0 |
| I DON'T KNOW | 24.00% | 18 |
| TOTAL | | 75 |

Q11 Which of the following do you think is the most convincing reason why inclusion of people with disabilities should be a more important priority for your faith community:

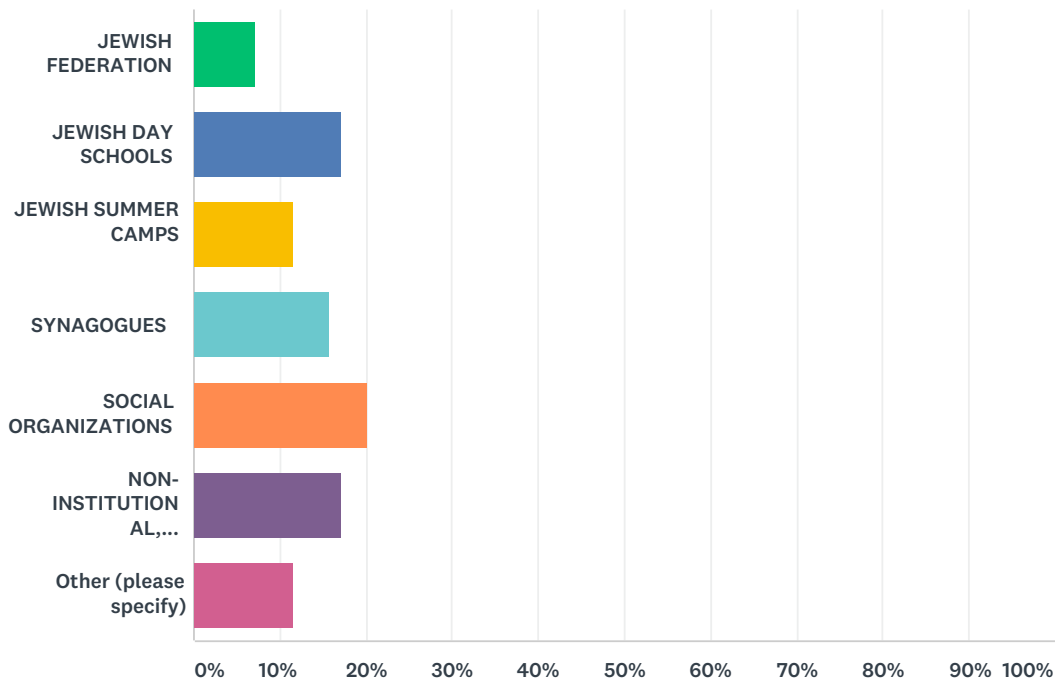
Answered: 75 Skipped: 0



| ANSWER CHOICES | RESPONSES |
|------------------------------------------------------------------------------------------------------------------------------------------------------------------------------------------------------------------------------------------------------------------------------------------------------|-----------|
| THE TORAH TEACHES US THAT ALL JEWS ARE EQUAL, INCLUDING THOSE WITH DISABILITIES. SOME OF OUR GREATEST LEADERS, INCLUDING MOSES, JACOB AND ISAAC HAD DISABILITIES. | 18.67% 14 |
| WE ARE A STRONGER COMMUNITY WHEN WE LIVE UP TO OUR VALUES—WHEN WE ARE WELCOMING, DIVERSE, MORAL, AND RESPECT ONE ANOTHER. WE WANT OUR CHILDREN, PARENTS, GRANDPARENTS, AND OTHER FAMILY AND FRIENDS WITH DISABILITIES TO BE ABLE TO HAVE AN EQUAL OPPORTUNITY TO FULLY PARTICIPATE IN OUR COMMUNITY. | 28.00% 21 |
| JEWISH PEOPLE WITH DISABILITIES AND THEIR FAMILIES HAVE THE SAME HOPES AND DREAMS AS EVERYONE ELSE, EVEN IF THEY FACE DIFFERENT CHALLENGES. WE SHOULD ENSURE THAT EVERYONE KNOWS THAT THEIR PRESENCE AND PARTICIPATION IS WELCOME AND MEANINGFUL TO US ALL. | 37.33% 28 |
| THE JEWISH COMMUNITY NEEDS CONTINUITY AND EVERY JEW COUNTS. JUST LIKE WE WANT TO KEEP INTERFAITH FAMILIES, AND FAMILIES INSIDE THE JEWISH COMMUNITY, SO TO DO WE WANT TO KEEP JEWS WITH DISABILITIES INVOLVED AND INCLUDED IN OUR COMMUNITY. | 16.00% 12 |
| TOTAL | 75 |

Q12 Where in the community do you find the most challenges for inclusion of people with disabilities?

Answered: 70 Skipped: 5

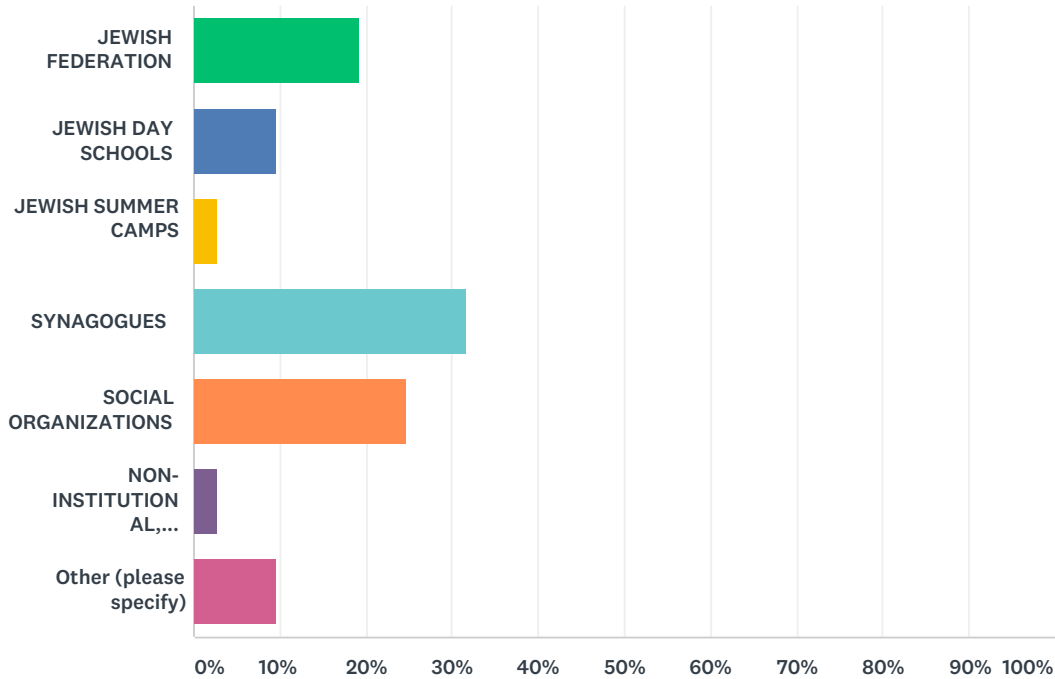


| ANSWER CHOICES | RESPONSES |
|---------------------------------------------------------------------------------|-----------|
| JEWISH FEDERATION | 7.14% 5 |
| JEWISH DAY SCHOOLS | 17.14% 12 |
| JEWISH SUMMER CAMPS | 11.43% 8 |
| SYNAGOGUES | 15.71% 11 |
| SOCIAL ORGANIZATIONS | 20.00% 14 |
| NON-INSTITUTIONAL, NON-MEMBERSHIP JEWISH GROUPS(I.E. POP-UP SHABBAT, CHAVURAHS) | 17.14% 12 |
| Other (please specify) | 11.43% 8 |
| TOTAL | 70 |

| # | OTHER (PLEASE SPECIFY) | DATE |
|---|-----------------------------------------------|--------------------|
| 1 | I don't know the issues well enough to judge. | 8/3/2018 11:02 AM |
| 2 | do not know | 7/12/2018 7:27 AM |
| 3 | none | 7/10/2018 11:01 PM |
| 4 | N/a | 7/10/2018 10:10 PM |
| 5 | I don't know | 7/10/2018 3:57 PM |
| 6 | I do not know | 7/10/2018 3:01 PM |
| 7 | don't know | 7/10/2018 2:46 PM |
| 8 | everyday life | 7/10/2018 11:45 AM |

Q13 Aside from an individual's family and friends, which part of the community is most responsible for increasing inclusion of people with disabilities?

Answered: 73 Skipped: 2

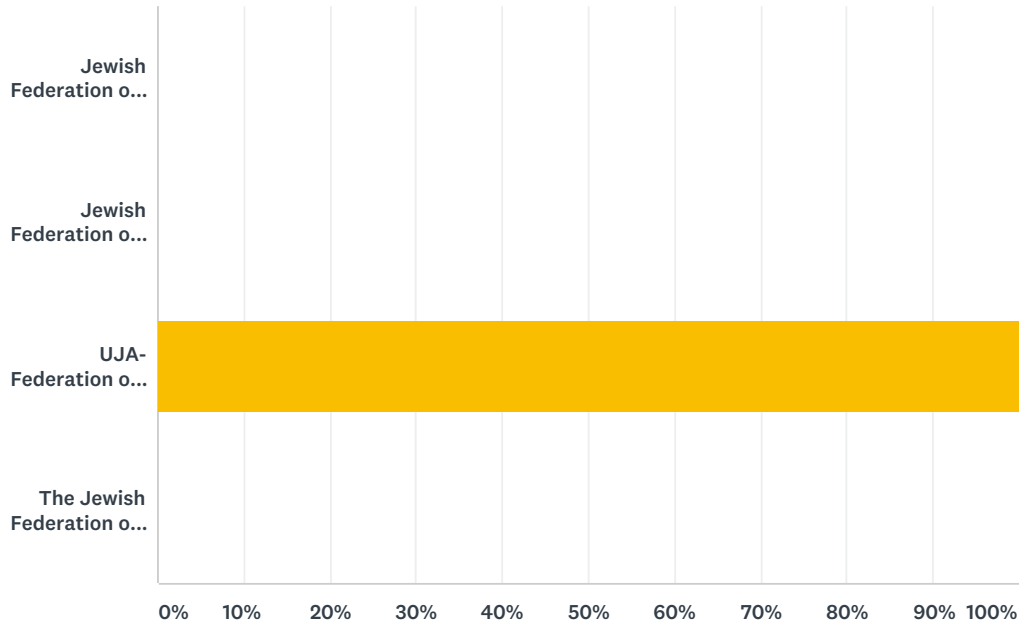


| ANSWER CHOICES | RESPONSES | |
|---------------------------------------------------------------------------------|-----------|-----------|
| JEWISH FEDERATION | 19.18% | 14 |
| JEWISH DAY SCHOOLS | 9.59% | 7 |
| JEWISH SUMMER CAMPS | 2.74% | 2 |
| SYNAGOGUES | 31.51% | 23 |
| SOCIAL ORGANIZATIONS | 24.66% | 18 |
| NON-INSTITUTIONAL, NON-MEMBERSHIP JEWISH GROUPS(I.E. POP-UP SHABBAT, CHAVURAHS) | 2.74% | 2 |
| Other (please specify) | 9.59% | 7 |
| TOTAL | | 73 |

| # | OTHER (PLEASE SPECIFY) | DATE |
|---|--------------------------------------------------------------|--------------------|
| 1 | don't know | 7/11/2018 4:14 PM |
| 2 | Every organization that can include people with disabilities | 7/11/2018 12:40 AM |
| 3 | don't know | 7/10/2018 4:57 PM |
| 4 | I don't know | 7/10/2018 3:57 PM |
| 5 | All | 7/10/2018 2:46 PM |
| 6 | All of the above | 7/10/2018 1:38 PM |
| 7 | everyone | 7/10/2018 11:45 AM |

Q14 Please check off if you live in a community served by any of these:

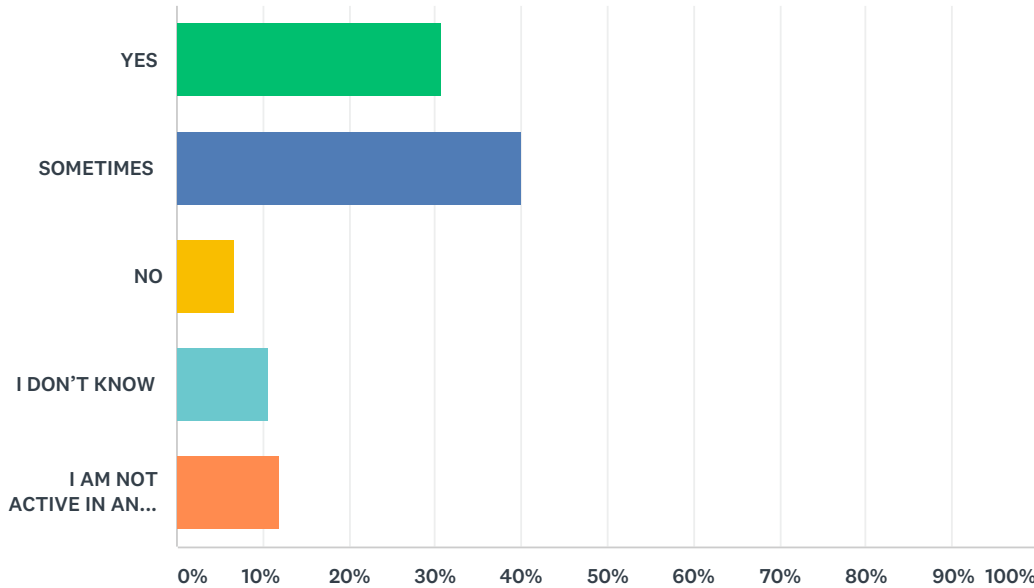
Answered: 65 Skipped: 10



| ANSWER CHOICES | RESPONSES | |
|----------------------------------------------|-----------|-----------|
| Jewish Federation of Greater Washington | 0.00% | 0 |
| Jewish Federation of Greater Houston | 0.00% | 0 |
| UJA- Federation of New York | 100.00% | 65 |
| The Jewish Federation of Greater Los Angeles | 0.00% | 0 |
| TOTAL | | 65 |

Q15 In the faith-based institutions and groups that you are active in, do you feel that people with disabilities are included? (i.e.social activities, men's clubs/sisterhoods, youth groups)

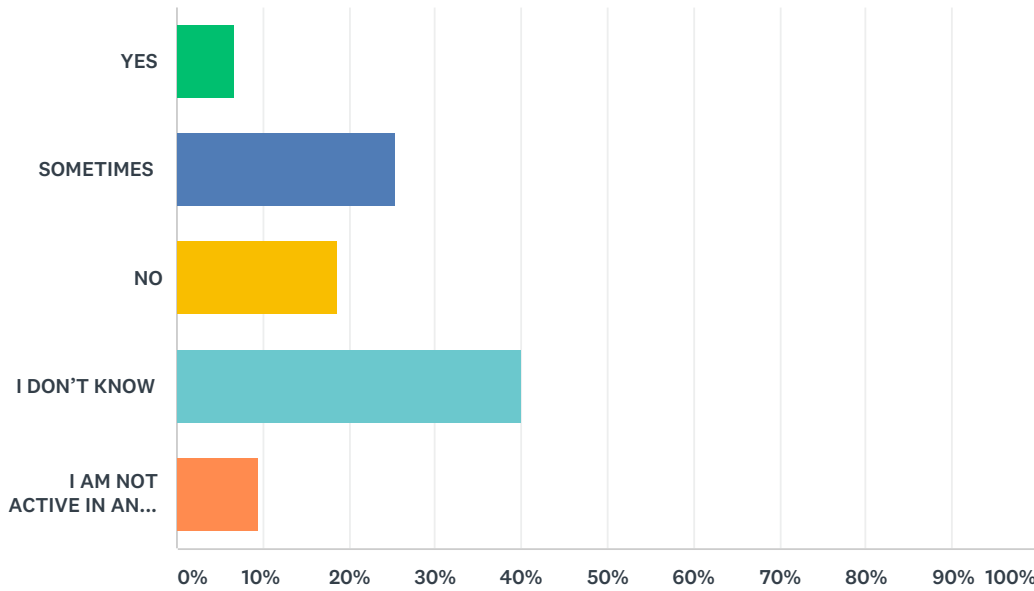
Answered: 75 Skipped: 0



| ANSWER CHOICES | RESPONSES | |
|-------------------------------------------------|-----------|----|
| YES | 30.67% | 23 |
| SOMETIMES | 40.00% | 30 |
| NO | 6.67% | 5 |
| I DON'T KNOW | 10.67% | 8 |
| I AM NOT ACTIVE IN ANY FAITH BASED INSTITUTIONS | 12.00% | 9 |
| TOTAL | | 75 |

Q16 Do you feel that people with disabilities are encouraged to serve on the boards and committees of your faith based institutions?

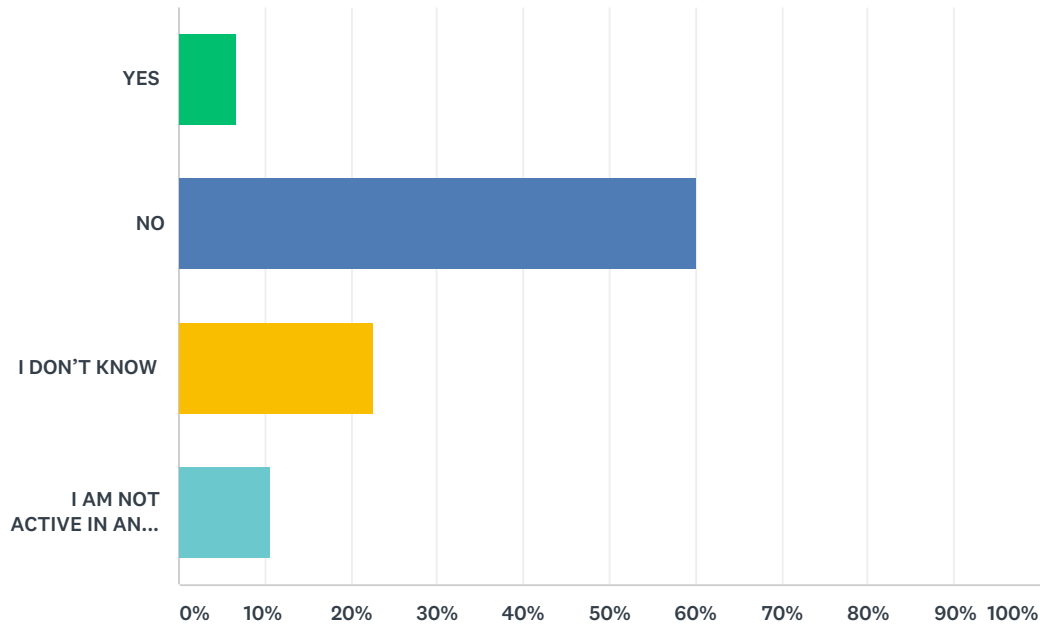
Answered: 75 Skipped: 0



| ANSWER CHOICES | RESPONSES | |
|-------------------------------------------------|-----------|-----------|
| YES | 6.67% | 5 |
| SOMETIMES | 25.33% | 19 |
| NO | 18.67% | 14 |
| I DON'T KNOW | 40.00% | 30 |
| I AM NOT ACTIVE IN ANY FAITH BASED INSTITUTIONS | 9.33% | 7 |
| TOTAL | | 75 |

Q17 Do you know of any clergy or staff with disabilities at your own faith based institutions?

Answered: 75 Skipped: 0



| ANSWER CHOICES | RESPONSES | |
|-------------------------------------------------|-----------|----|
| YES | 6.67% | 5 |
| NO | 60.00% | 45 |
| I DON'T KNOW | 22.67% | 17 |
| I AM NOT ACTIVE IN ANY FAITH BASED INSTITUTIONS | 10.67% | 8 |
| TOTAL | | 75 |

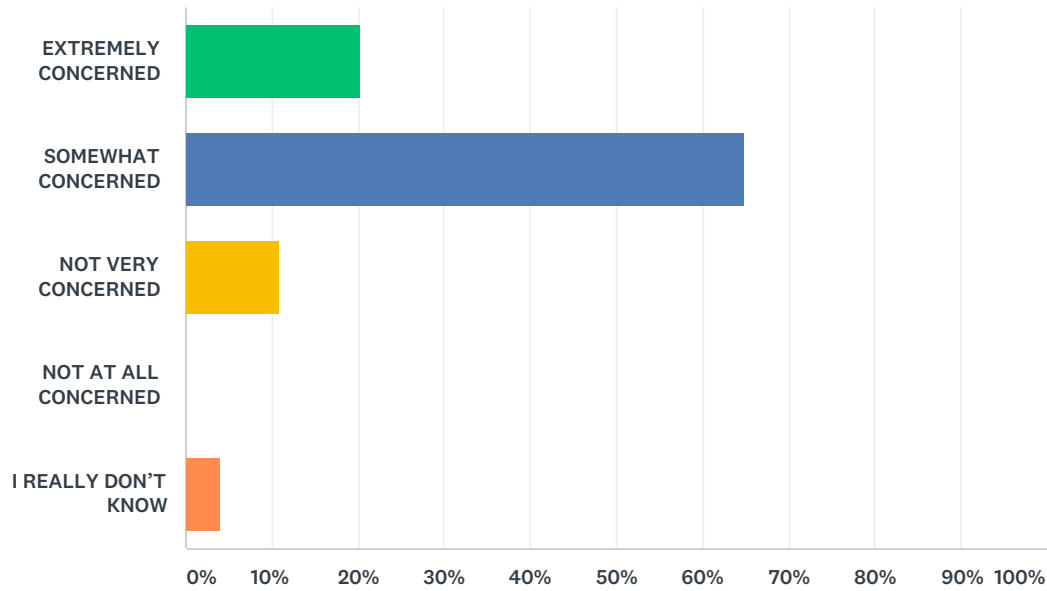
Q18 OPTIONAL: Please specify which institution has clergy or staff with disabilities?

Answered: 6 Skipped: 69

| # | RESPONSES | DATE |
|---|--------------------------------------------------|--------------------|
| 1 | JCC | 9/4/2018 10:30 PM |
| 2 | Conservative Synagogue Adath Israel of Riverdale | 9/4/2018 5:13 PM |
| 3 | None that I know of | 8/3/2018 11:03 AM |
| 4 | Chief Rabi . | 7/10/2018 2:48 PM |
| 5 | DON'T KNOW.. | 7/10/2018 12:40 PM |
| 6 | Unknown | 7/10/2018 11:55 AM |

Q19 Overall, how concerned are you about increasing inclusion of people with disabilities in your faith community?

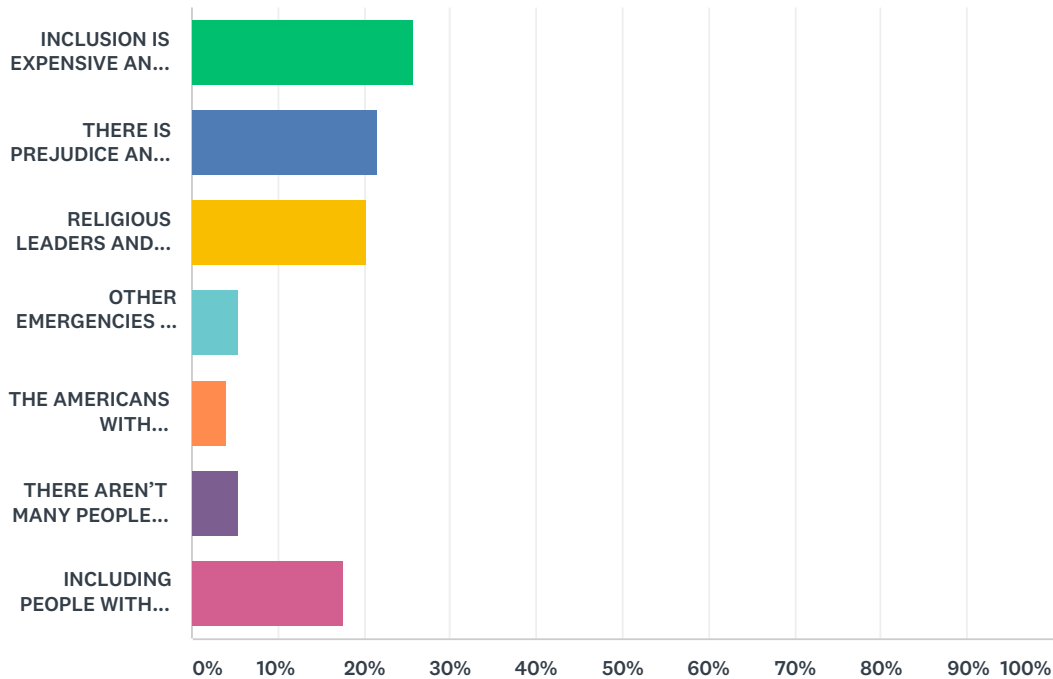
Answered: 74 Skipped: 1



| ANSWER CHOICES | RESPONSES | |
|----------------------|-----------|-----------|
| EXTREMELY CONCERNED | 20.27% | 15 |
| SOMEWHAT CONCERNED | 64.86% | 48 |
| NOT VERY CONCERNED | 10.81% | 8 |
| NOT AT ALL CONCERNED | 0.00% | 0 |
| I REALLY DON'T KNOW | 4.05% | 3 |
| TOTAL | | 74 |

Q20 Which of the following do you think is the biggest barrier to fully including more people with disabilities in your faith community?

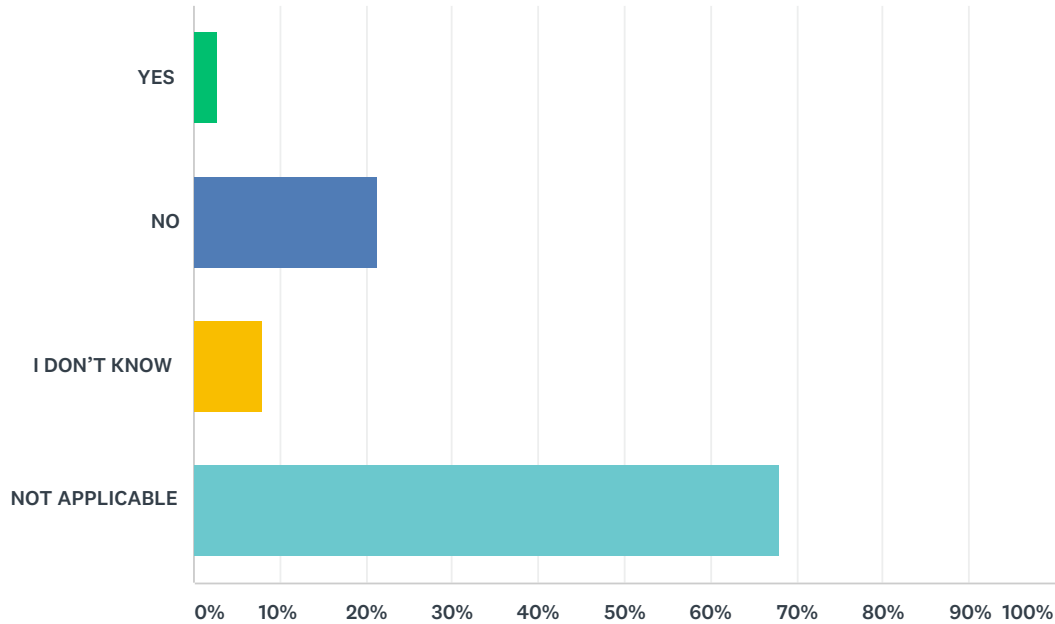
Answered: 74 Skipped: 1



| ANSWER CHOICES | RESPONSES |
|------------------------------------------------------------------------------------------------------------|-----------|
| INCLUSION IS EXPENSIVE AND THE COMMUNITY HAS LIMITED RESOURCES. | 25.68% 19 |
| THERE IS PREJUDICE AND UNACKNOWLEDGED STIGMA AGAINST PEOPLE WITH DISABILITIES. | 21.62% 16 |
| RELIGIOUS LEADERS AND ACTIVISTS WANT TO BE INCLUSIVE, BUT THEY DON'T KNOW HOW. | 20.27% 15 |
| OTHER EMERGENCIES AND COMMUNAL NEEDS ARE MORE PRESSING. | 5.41% 4 |
| THE AMERICANS WITH DISABILITIES ACT (ADA) EXEMPTED RELIGIOUS INSTITUTIONS. | 4.05% 3 |
| THERE AREN'T MANY PEOPLE WITH DISABILITIES AND THOSE IN THE COMMUNITY ARE INCLUDED. | 5.41% 4 |
| INCLUDING PEOPLE WITH DISABILITIES CAN BE COMPLICATED AND WE DON'T HAVE THE EXPERTISE TO SERVE EVERY NEED. | 17.57% 13 |
| TOTAL | 74 |

Q21 Has a person with a disability in your household ever been turned away from an activity at an organization in your faith community because of its inability or unwillingness to make a reasonable accommodation?

Answered: 75 Skipped: 0



| ANSWER CHOICES | RESPONSES |
|----------------|-----------|
| YES | 2.67% 2 |
| NO | 21.33% 16 |
| I DON'T KNOW | 8.00% 6 |
| NOT APPLICABLE | 68.00% 51 |
| TOTAL | 75 |

Q22 OPTIONAL: If you or someone with a disability has been excluded, please share when and what happened.

Answered: 6 Skipped: 69

| # | RESPONSES | DATE |
|---|-----------------------------------------------------------------------------------------------------------------------------------------------------------|--------------------|
| 1 | lack of support and understanding for bar mitzvah student with autism | 7/10/2018 3:45 PM |
| 2 | Families have asked that an individual with Cerebral Palsy, who can get loud at times, not come to services when their child is having a Bar/Bat Mitzvah. | 7/10/2018 2:58 PM |
| 3 | Day schools would not work with child. | 7/10/2018 1:34 PM |
| 4 | NONE | 7/10/2018 12:41 PM |
| 5 | I have trouble climbing the bima steps. No rail! | 7/10/2018 12:01 PM |
| 6 | No | 7/10/2018 11:56 AM |

Q23 What one word or phrase sums up the biggest obstacle to people with disabilities finding and succeeding in a job?

Answered: 60 Skipped: 15

| # | RESPONSES | DATE |
|----|---------------------------------------------------------------------------------------------------------------|--------------------|
| 1 | willingness | 9/7/2018 11:54 AM |
| 2 | frustration | 9/6/2018 2:51 PM |
| 3 | Tolerance | 9/4/2018 10:31 PM |
| 4 | Training and understanding | 9/4/2018 5:19 PM |
| 5 | Jewish organizations are often small and do not know how to support people with certain kinds of disabilities | 9/4/2018 5:13 PM |
| 6 | Stigma | 9/4/2018 4:41 PM |
| 7 | Lack of Money | 8/30/2018 7:14 PM |
| 8 | I don't know | 8/3/2018 11:05 AM |
| 9 | Transportation | 7/14/2018 12:36 PM |
| 10 | transportation- | 7/13/2018 7:59 AM |
| 11 | stigma | 7/12/2018 7:29 AM |
| 12 | hang-ups | 7/11/2018 4:17 PM |
| 13 | ability | 7/11/2018 12:41 PM |
| 14 | opportunity | 7/11/2018 12:17 PM |
| 15 | appropriate ability | 7/11/2018 12:42 AM |
| 16 | education | 7/10/2018 11:04 PM |
| 17 | Acceptance | 7/10/2018 10:11 PM |
| 18 | FUNDING! | 7/10/2018 9:49 PM |
| 19 | lack of understanding | 7/10/2018 8:14 PM |
| 20 | ability to level the playing field | 7/10/2018 7:35 PM |
| 21 | lack of appropriate jobs and need for training | 7/10/2018 7:14 PM |
| 22 | prejudice | 7/10/2018 7:01 PM |
| 23 | Ignorance | 7/10/2018 6:32 PM |
| 24 | Prejudice | 7/10/2018 5:56 PM |
| 25 | acceptance | 7/10/2018 4:59 PM |
| 26 | stigma | 7/10/2018 3:45 PM |
| 27 | Subconscious Prejudice | 7/10/2018 3:04 PM |
| 28 | Prejudice | 7/10/2018 3:03 PM |
| 29 | Environment | 7/10/2018 3:00 PM |
| 30 | Accommodation | 7/10/2018 2:59 PM |
| 31 | Assumptions of what a person is capable of. | 7/10/2018 2:59 PM |
| 32 | ignorance | 7/10/2018 2:55 PM |
| 33 | Prejudice | 7/10/2018 2:51 PM |

| | | |
|----|----------------------------------------------------------|--------------------|
| 34 | Lack of will power | 7/10/2018 2:49 PM |
| 35 | prejudice | 7/10/2018 2:38 PM |
| 36 | ignorance | 7/10/2018 2:35 PM |
| 37 | FEAR | 7/10/2018 2:33 PM |
| 38 | discrimination | 7/10/2018 2:06 PM |
| 39 | prejudice | 7/10/2018 1:55 PM |
| 40 | bias | 7/10/2018 1:55 PM |
| 41 | the attitudes of the people surrounding them | 7/10/2018 1:41 PM |
| 42 | Stigma | 7/10/2018 1:39 PM |
| 43 | limitations | 7/10/2018 1:36 PM |
| 44 | understanding of others | 7/10/2018 1:34 PM |
| 45 | ignorance | 7/10/2018 12:44 PM |
| 46 | PEOPLE WON'T HIRE.. | 7/10/2018 12:41 PM |
| 47 | Self esteem | 7/10/2018 12:16 PM |
| 48 | Transportation | 7/10/2018 12:05 PM |
| 49 | Lack of compassion by others | 7/10/2018 12:04 PM |
| 50 | Ability to o the tasks that are geared for able workers. | 7/10/2018 11:59 AM |
| 51 | Prejudice | 7/10/2018 11:54 AM |
| 52 | Preudice | 7/10/2018 11:50 AM |
| 53 | acceptance | 7/10/2018 11:48 AM |
| 54 | discrimination | 7/10/2018 11:37 AM |
| 55 | Unawareness | 7/10/2018 11:23 AM |
| 56 | IGNORANCE | 7/10/2018 11:17 AM |
| 57 | Prejudice | 7/10/2018 11:16 AM |
| 58 | stigma | 7/10/2018 11:15 AM |
| 59 | ignorance | 7/10/2018 11:14 AM |
| 60 | Preconceived opinions | 7/7/2018 10:21 PM |

Q24 What is the one thing that should be done to help more people with disabilities find and succeed in jobs?

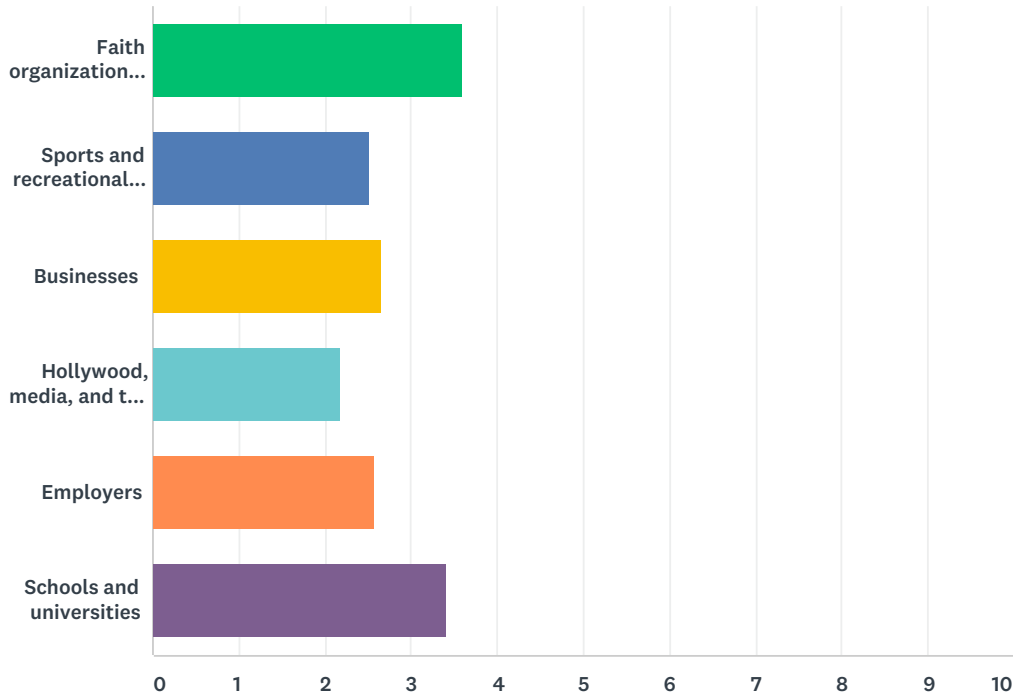
Answered: 60 Skipped: 15

| # | RESPONSES | DATE |
|----|--------------------------------------------------------------------------------------------------------------------------------------------------|--------------------|
| 1 | Increased funding | 9/7/2018 11:54 AM |
| 2 | Mentoring | 9/6/2018 2:51 PM |
| 3 | Education | 9/4/2018 10:31 PM |
| 4 | Offer options | 9/4/2018 5:19 PM |
| 5 | Support from larger organizations in helping people get and keep jobs AND helping organizations understand how to help them succeed | 9/4/2018 5:13 PM |
| 6 | Dialogue | 9/4/2018 4:41 PM |
| 7 | Increase funding | 8/30/2018 7:14 PM |
| 8 | I don't know, but I would be keen to follow and amplify the findings of academics and other experts who have studied this rigorously. | 8/3/2018 11:05 AM |
| 9 | Education and transportation | 7/14/2018 12:36 PM |
| 10 | Physical accommodations | 7/13/2018 7:59 AM |
| 11 | do not discriminate | 7/12/2018 7:29 AM |
| 12 | More exposure in the synagogues--especially the traditional synagogues where people attend services with some regularity | 7/11/2018 4:17 PM |
| 13 | I don't know | 7/11/2018 12:41 PM |
| 14 | idk | 7/11/2018 12:17 PM |
| 15 | Consideration for jobs in varied fields | 7/11/2018 12:42 AM |
| 16 | public awareness | 7/10/2018 11:04 PM |
| 17 | Destigmatize | 7/10/2018 10:11 PM |
| 18 | COUNSELLING | 7/10/2018 9:49 PM |
| 19 | training | 7/10/2018 8:14 PM |
| 20 | Let prospective employers know that people with disabilities make excellent employees. | 7/10/2018 7:35 PM |
| 21 | greater opportunities for accommodations in the workplace | 7/10/2018 7:14 PM |
| 22 | establish a network of companies or organizations who hire and would hire the disabled and list the positions available on line for easy access. | 7/10/2018 7:01 PM |
| 23 | Make people aware of the abilities of people with disabilities instead of focusing in their disabilities | 7/10/2018 6:32 PM |
| 24 | Pass more legislation | 7/10/2018 5:56 PM |
| 25 | education | 7/10/2018 4:59 PM |
| 26 | training | 7/10/2018 3:45 PM |
| 27 | Educating the larger population to get rid of subconscious prejudice. | 7/10/2018 3:04 PM |
| 28 | See a human being not a disability | 7/10/2018 3:03 PM |
| 29 | Education | 7/10/2018 3:00 PM |
| 30 | Training/Getting to know people | 7/10/2018 2:59 PM |
| 31 | Figuring out what skills they have and where they will fit in well. | 7/10/2018 2:59 PM |

| | | |
|----|--------------------------------------------------------------------------------------------------------------------------------------------------|--------------------|
| 32 | perhaps some form of outreach/inclusion rider that encourages employers to consider applicants with disabilities they may not otherwise think of | 7/10/2018 2:55 PM |
| 33 | Educating employers | 7/10/2018 2:51 PM |
| 34 | Education, preparation and constant support to succeed. | 7/10/2018 2:51 PM |
| 35 | Teach employers how disabled people can be an asset to their business/organization. | 7/10/2018 2:49 PM |
| 36 | help employers understand people's true abilities | 7/10/2018 2:38 PM |
| 37 | education | 7/10/2018 2:35 PM |
| 38 | EDUCATION | 7/10/2018 2:33 PM |
| 39 | make th community aware | 7/10/2018 2:06 PM |
| 40 | I don't know | 7/10/2018 1:55 PM |
| 41 | job placement work | 7/10/2018 1:55 PM |
| 42 | including them according to their abilities | 7/10/2018 1:41 PM |
| 43 | Have a #metoo movement for the disabled. | 7/10/2018 1:39 PM |
| 44 | Require or greatly incentivize organizations to hire those with disabilities. | 7/10/2018 1:36 PM |
| 45 | training of managers | 7/10/2018 1:34 PM |
| 46 | give them a chance | 7/10/2018 12:44 PM |
| 47 | BIG COMPANIES HIRING.. | 7/10/2018 12:41 PM |
| 48 | Self empowerment | 7/10/2018 12:16 PM |
| 49 | ? | 7/10/2018 12:05 PM |
| 50 | More help in our community | 7/10/2018 12:04 PM |
| 51 | Preparation to be experts in areas where their knowledge and experience are sought after. | 7/10/2018 11:59 AM |
| 52 | Education | 7/10/2018 11:54 AM |
| 53 | Acceptance of their abilities | 7/10/2018 11:50 AM |
| 54 | Pay social workers and those who serve this community more | 7/10/2018 11:48 AM |
| 55 | outreach | 7/10/2018 11:23 AM |
| 56 | ADVERTISING | 7/10/2018 11:17 AM |
| 57 | Getting people to see that we all are more alike than different. | 7/10/2018 11:16 AM |
| 58 | training | 7/10/2018 11:15 AM |
| 59 | inclusion | 7/10/2018 11:14 AM |
| 60 | Education | 7/7/2018 10:21 PM |

Q25 When you think about places or institutions in America, on a scale from 1-5, how open and welcoming do you think each of these are to people with disabilities, with 1 being not at all welcoming and 5 being extremely welcoming?

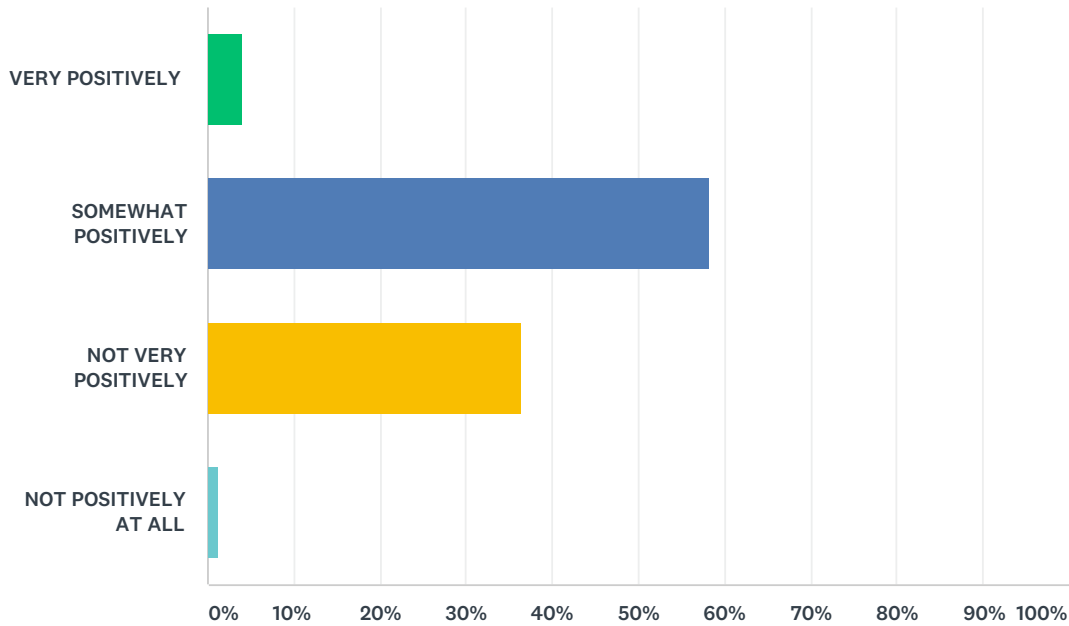
Answered: 73 Skipped: 2



| | 1 - NOT AT ALL WELCOMING | 2 | 3 | 4 | 5 - EXTREMELY WELCOMING | TOTAL | WEIGHTED AVERAGE |
|------------------------------------------------------------------------------------|--------------------------|--------------|--------------|--------------|-------------------------|-------|------------------|
| Faith organizations and places of worship such as churches, synagogues and mosques | 2.74% 2 | 5.48% 4 | 41.10% 30 | 31.51% 23 | 19.18% 14 | 73 | 3.59 |
| Sports and recreational organizations and places | 10.96% 8 | 32.88% 24 | 49.32% 36 | 6.85% 5 | 0.00% 0 | 73 | 2.52 |
| Businesses | 8.45% 6 | 29.58% 21 | 52.11% 37 | 8.45% 6 | 1.41% 1 | 71 | 2.65 |
| Hollywood, media, and the entertainment industry | 22.54% 16 | 43.66% 31 | 28.17% 20 | 4.23% 3 | 1.41% 1 | 71 | 2.18 |
| Employers | 5.63% 4 | 36.62% 26 | 52.11% 37 | 5.63% 4 | 0.00% 0 | 71 | 2.58 |
| Schools and universities | 0.00% 0 | 11.11% 8 | 44.44% 32 | 37.50% 27 | 6.94% 5 | 72 | 3.40 |

Q26 Overall how do you feel the news media portrays people with disabilities?

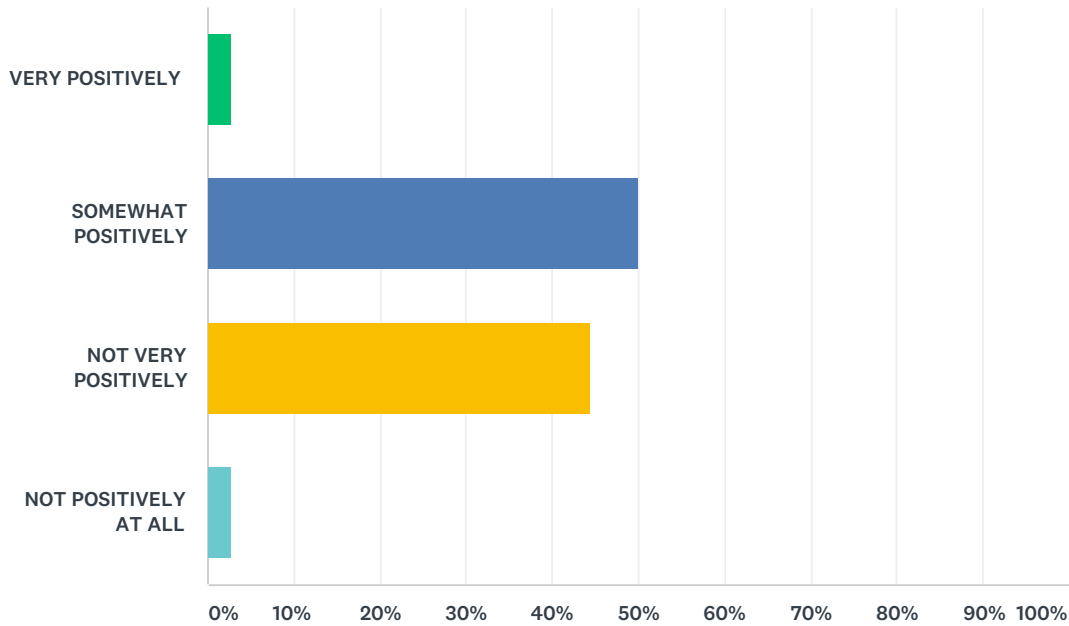
Answered: 74 Skipped: 1



| ANSWER CHOICES | RESPONSES | |
|-----------------------|-----------|----|
| VERY POSITIVELY | 4.05% | 3 |
| SOMEWHAT POSITIVELY | 58.11% | 43 |
| NOT VERY POSITIVELY | 36.49% | 27 |
| NOT POSITIVELY AT ALL | 1.35% | 1 |
| TOTAL | | 74 |

Q27 Overall how do you feel the entertainment industry portrays people with disabilities in movies and on TV?

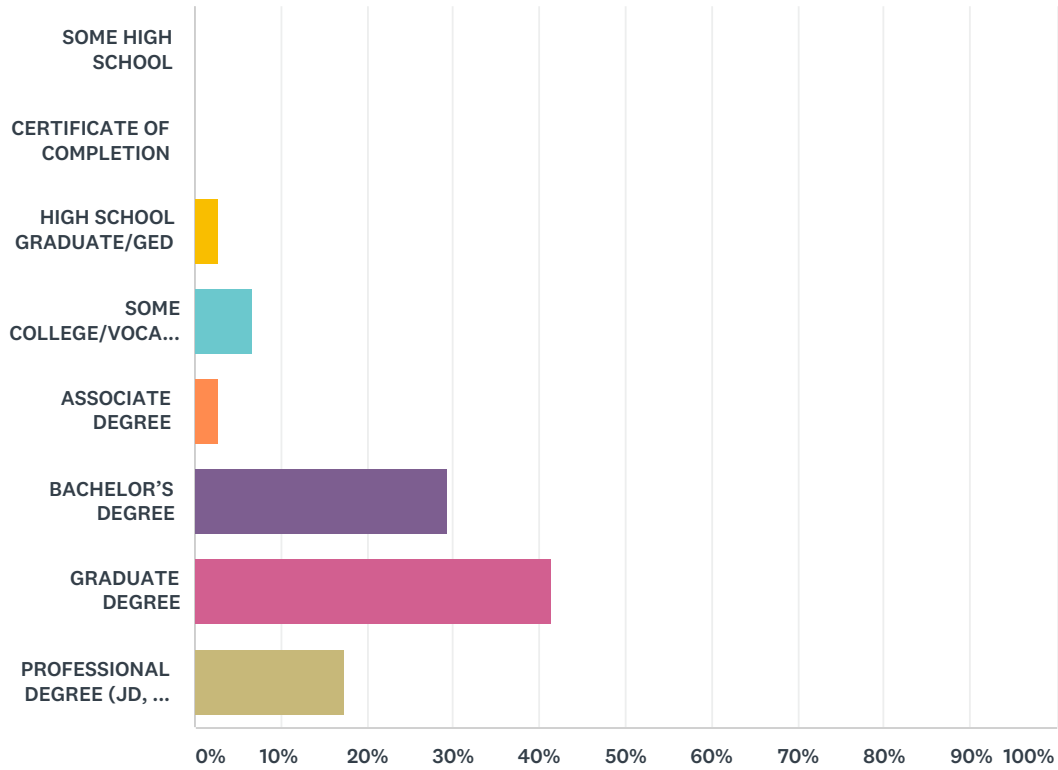
Answered: 72 Skipped: 3



| ANSWER CHOICES | RESPONSES | |
|-----------------------|-----------|----|
| VERY POSITIVELY | 2.78% | 2 |
| SOMEWHAT POSITIVELY | 50.00% | 36 |
| NOT VERY POSITIVELY | 44.44% | 32 |
| NOT POSITIVELY AT ALL | 2.78% | 2 |
| TOTAL | | 72 |

Q28 What is the highest level of education that you have completed?

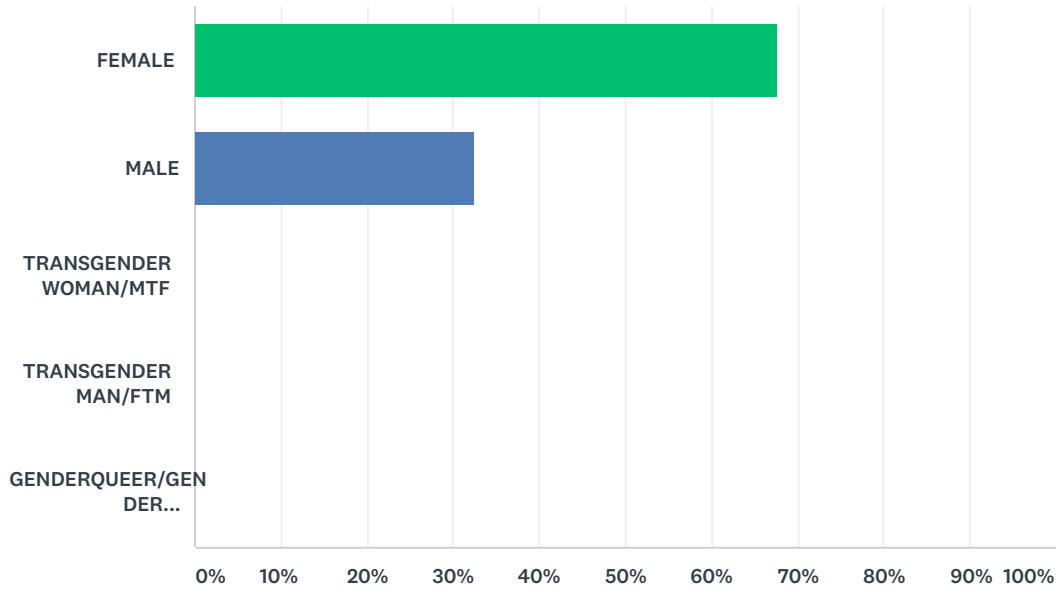
Answered: 75 Skipped: 0



| ANSWER CHOICES | RESPONSES | |
|-----------------------------------------|-----------|-----------|
| SOME HIGH SCHOOL | 0.00% | 0 |
| CERTIFICATE OF COMPLETION | 0.00% | 0 |
| HIGH SCHOOL GRADUATE/GED | 2.67% | 2 |
| SOME COLLEGE/VOCATIONAL SCHOOL | 6.67% | 5 |
| ASSOCIATE DEGREE | 2.67% | 2 |
| BACHELOR'S DEGREE | 29.33% | 22 |
| GRADUATE DEGREE | 41.33% | 31 |
| PROFESSIONAL DEGREE (JD, MD, DVM, etc.) | 17.33% | 13 |
| TOTAL | | 75 |

Q29 What is your gender?

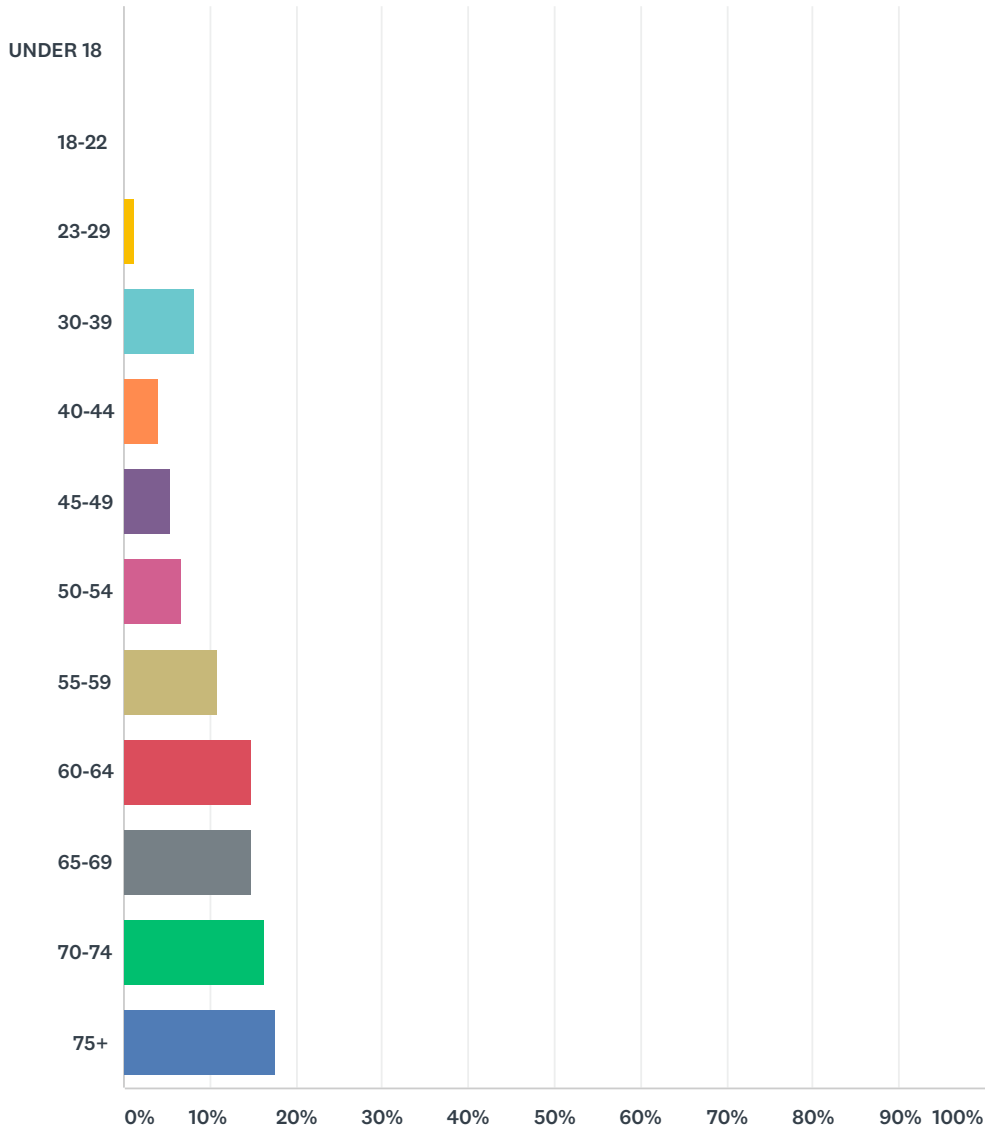
Answered: 74 Skipped: 1



| ANSWER CHOICES | RESPONSES | |
|-----------------------------------|-----------|-----------|
| FEMALE | 67.57% | 50 |
| MALE | 32.43% | 24 |
| TRANSGENDER WOMAN/MTF | 0.00% | 0 |
| TRANSGENDER MAN/FTM | 0.00% | 0 |
| GENDERQUEER/GENDER NON-CONFORMING | 0.00% | 0 |
| TOTAL | | 74 |

Q30 What is your age?

Answered: 74 Skipped: 1

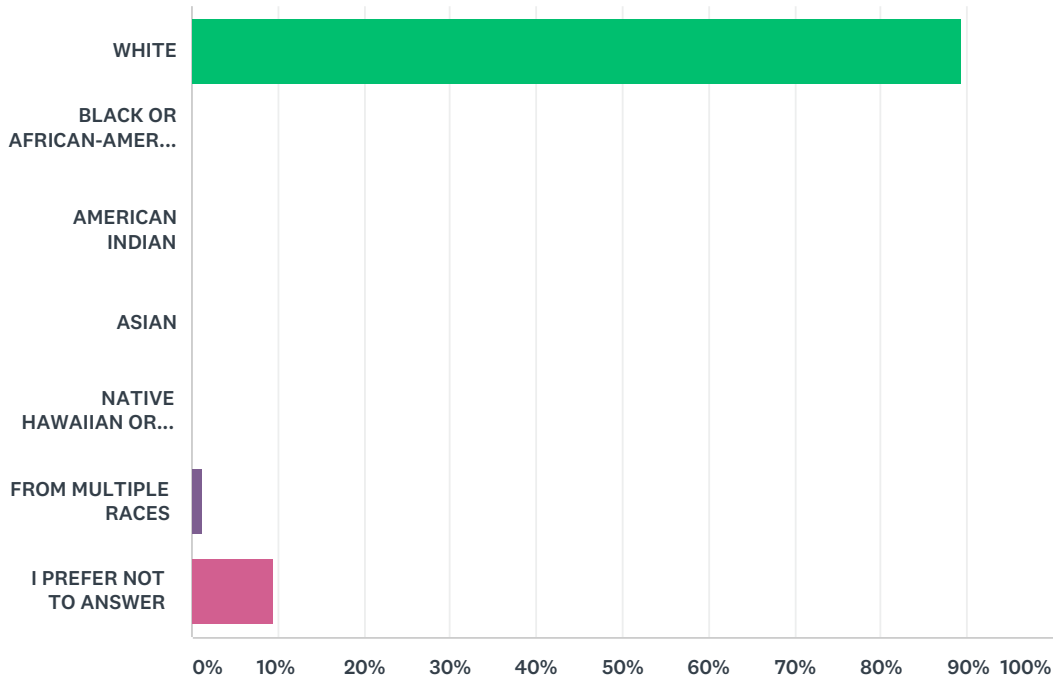


| ANSWER CHOICES | RESPONSES |
|----------------|-----------|
| UNDER 18 | 0.00% 0 |
| 18-22 | 0.00% 0 |
| 23-29 | 1.35% 1 |
| 30-39 | 8.11% 6 |
| 40-44 | 4.05% 3 |
| 45-49 | 5.41% 4 |
| 50-54 | 6.76% 5 |
| 55-59 | 10.81% 8 |

| | | |
|-------|--------|----|
| 60-64 | 14.86% | 11 |
| 65-69 | 14.86% | 11 |
| 70-74 | 16.22% | 12 |
| 75+ | 17.57% | 13 |
| TOTAL | | 74 |

Q31 How would you describe yourself?

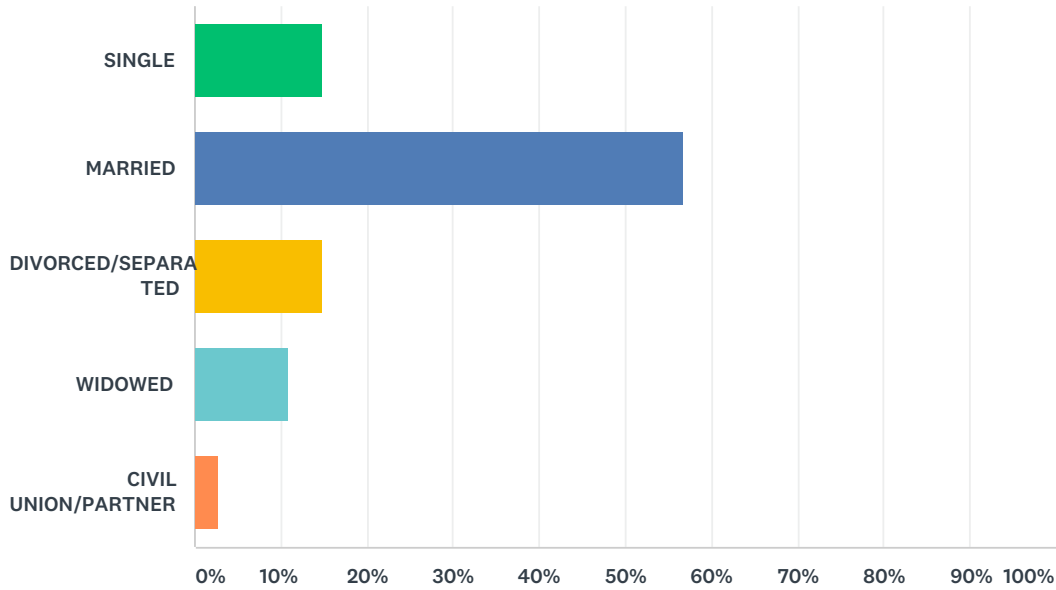
Answered: 75 Skipped: 0



| ANSWER CHOICES | RESPONSES | |
|-------------------------------------|-----------|-----------|
| WHITE | 89.33% | 67 |
| BLACK OR AFRICAN-AMERICAN | 0.00% | 0 |
| AMERICAN INDIAN | 0.00% | 0 |
| ASIAN | 0.00% | 0 |
| NATIVE HAWAIIAN OR PACIFIC ISLANDER | 0.00% | 0 |
| FROM MULTIPLE RACES | 1.33% | 1 |
| I PREFER NOT TO ANSWER | 9.33% | 7 |
| TOTAL | | 75 |

Q32 What is your marital status?

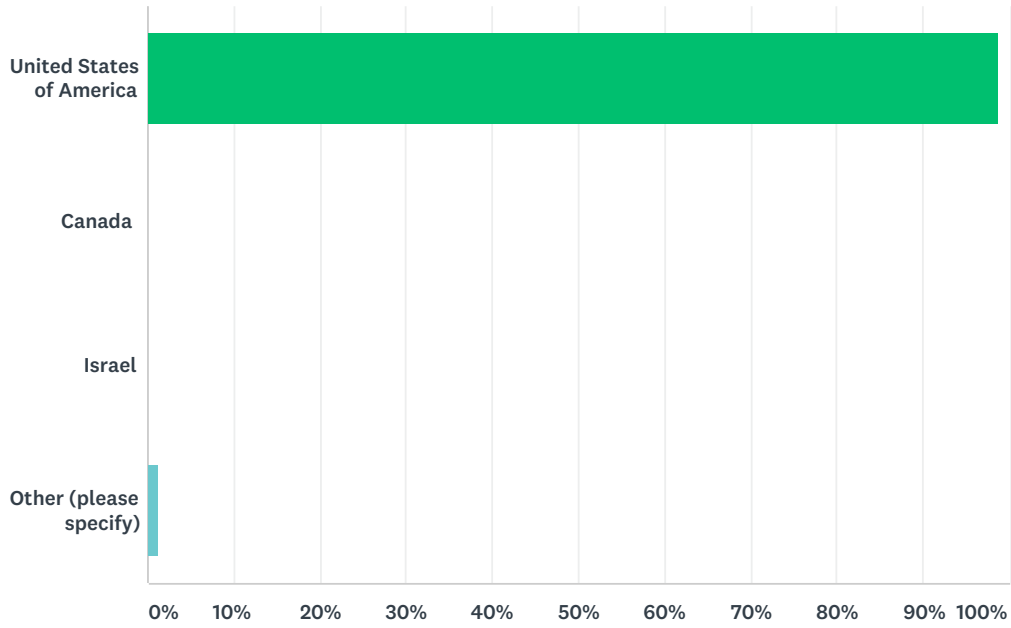
Answered: 74 Skipped: 1



| ANSWER CHOICES | RESPONSES | |
|---------------------|-----------|----|
| SINGLE | 14.86% | 11 |
| MARRIED | 56.76% | 42 |
| DIVORCED/SEPARATED | 14.86% | 11 |
| WIDOWED | 10.81% | 8 |
| CIVIL UNION/PARTNER | 2.70% | 2 |
| TOTAL | | 74 |

Q33 In which country do you live?

Answered: 75 Skipped: 0



| ANSWER CHOICES | RESPONSES |
|--------------------------|-----------|
| United States of America | 98.67% 74 |
| Canada | 0.00% 0 |
| Israel | 0.00% 0 |
| Other (please specify) | 1.33% 1 |
| TOTAL | 75 |

| # | OTHER (PLEASE SPECIFY) | DATE |
|---|------------------------|-------------------|
| 1 | Brazil | 7/10/2018 2:53 PM |

Q34 In which state do you live?

Answered: 75 Skipped: 0

| ANSWER CHOICES | RESPONSES | |
|-----------------|-----------|----|
| Name | 0.00% | 0 |
| Company | 0.00% | 0 |
| Address | 0.00% | 0 |
| Address 2 | 0.00% | 0 |
| City/Town | 0.00% | 0 |
| State/Province | 100.00% | 75 |
| ZIP/Postal Code | 0.00% | 0 |
| Country | 0.00% | 0 |
| Email Address | 0.00% | 0 |
| Phone Number | 0.00% | 0 |

| # | NAME | DATE |
|---|-------------------------|------|
| | There are no responses. | |

| # | COMPANY | DATE |
|---|-------------------------|------|
| | There are no responses. | |

| # | ADDRESS | DATE |
|---|-------------------------|------|
| | There are no responses. | |

| # | ADDRESS 2 | DATE |
|---|-------------------------|------|
| | There are no responses. | |

| # | CITY/TOWN | DATE |
|---|-------------------------|------|
| | There are no responses. | |

| # | STATE/PROVINCE | DATE |
|----|----------------|--------------------|
| 1 | NY | 9/7/2018 11:55 AM |
| 2 | NY | 9/6/2018 2:52 PM |
| 3 | NY | 9/4/2018 10:34 PM |
| 4 | NY | 9/4/2018 5:20 PM |
| 5 | NY | 9/4/2018 5:13 PM |
| 6 | NY | 9/4/2018 4:41 PM |
| 7 | NY | 8/30/2018 7:15 PM |
| 8 | NY | 8/3/2018 11:07 AM |
| 9 | NY | 7/23/2018 10:13 AM |
| 10 | NY | 7/14/2018 12:37 PM |
| 11 | NY | 7/13/2018 8:01 AM |
| 12 | NY | 7/12/2018 7:31 AM |
| 13 | NY | 7/11/2018 4:18 PM |

| | | |
|----|----|--------------------|
| 14 | NY | 7/11/2018 12:41 PM |
| 15 | NY | 7/11/2018 12:18 PM |
| 16 | NY | 7/11/2018 9:31 AM |
| 17 | NY | 7/11/2018 6:47 AM |
| 18 | NY | 7/11/2018 12:43 AM |
| 19 | NY | 7/10/2018 11:06 PM |
| 20 | NY | 7/10/2018 10:12 PM |
| 21 | NY | 7/10/2018 9:51 PM |
| 22 | NY | 7/10/2018 8:55 PM |
| 23 | NY | 7/10/2018 8:15 PM |
| 24 | NY | 7/10/2018 7:48 PM |
| 25 | NY | 7/10/2018 7:36 PM |
| 26 | NY | 7/10/2018 7:15 PM |
| 27 | NY | 7/10/2018 7:03 PM |
| 28 | NY | 7/10/2018 6:51 PM |
| 29 | NY | 7/10/2018 6:33 PM |
| 30 | NY | 7/10/2018 5:59 PM |
| 31 | NY | 7/10/2018 5:00 PM |
| 32 | NY | 7/10/2018 4:01 PM |
| 33 | NY | 7/10/2018 4:01 PM |
| 34 | NY | 7/10/2018 3:47 PM |
| 35 | NY | 7/10/2018 3:06 PM |
| 36 | NY | 7/10/2018 3:05 PM |
| 37 | NY | 7/10/2018 3:02 PM |
| 38 | NY | 7/10/2018 3:02 PM |
| 39 | NY | 7/10/2018 3:00 PM |
| 40 | NY | 7/10/2018 2:59 PM |
| 41 | NY | 7/10/2018 2:56 PM |
| 42 | NY | 7/10/2018 2:53 PM |
| 43 | NY | 7/10/2018 2:53 PM |
| 44 | NY | 7/10/2018 2:51 PM |
| 45 | NY | 7/10/2018 2:49 PM |
| 46 | NY | 7/10/2018 2:39 PM |
| 47 | NY | 7/10/2018 2:37 PM |
| 48 | NY | 7/10/2018 2:35 PM |
| 49 | NY | 7/10/2018 2:07 PM |
| 50 | NY | 7/10/2018 1:56 PM |
| 51 | NY | 7/10/2018 1:56 PM |
| 52 | NY | 7/10/2018 1:45 PM |
| 53 | NY | 7/10/2018 1:41 PM |
| 54 | NY | 7/10/2018 1:40 PM |

| | | |
|----|----|--------------------|
| 55 | NY | 7/10/2018 1:38 PM |
| 56 | NY | 7/10/2018 12:46 PM |
| 57 | NY | 7/10/2018 12:43 PM |
| 58 | NY | 7/10/2018 12:18 PM |
| 59 | NY | 7/10/2018 12:08 PM |
| 60 | NY | 7/10/2018 12:06 PM |
| 61 | NY | 7/10/2018 12:06 PM |
| 62 | NY | 7/10/2018 12:01 PM |
| 63 | NY | 7/10/2018 11:56 AM |
| 64 | NY | 7/10/2018 11:51 AM |
| 65 | NY | 7/10/2018 11:50 AM |
| 66 | NY | 7/10/2018 11:42 AM |
| 67 | NY | 7/10/2018 11:24 AM |
| 68 | NY | 7/10/2018 11:19 AM |
| 69 | NY | 7/10/2018 11:18 AM |
| 70 | NY | 7/10/2018 11:18 AM |
| 71 | NY | 7/10/2018 11:16 AM |
| 72 | NY | 7/10/2018 11:16 AM |
| 73 | NY | 7/10/2018 11:12 AM |
| 74 | NY | 7/8/2018 8:29 AM |
| 75 | NY | 7/7/2018 10:22 PM |

| # | ZIP/POSTAL CODE | DATE |
|---|-----------------|------|
|---|-----------------|------|

There are no responses.

| # | COUNTRY | DATE |
|---|---------|------|
|---|---------|------|

There are no responses.

| # | EMAIL ADDRESS | DATE |
|---|---------------|------|
|---|---------------|------|

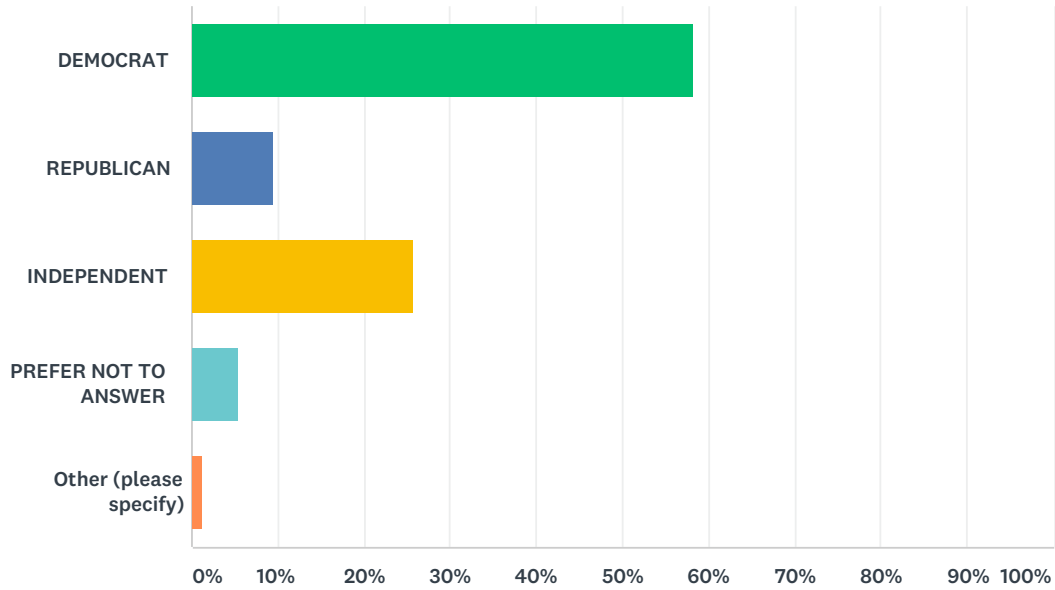
There are no responses.

| # | PHONE NUMBER | DATE |
|---|--------------|------|
|---|--------------|------|

There are no responses.

Q35 In politics today, what do you consider yourself?

Answered: 74 Skipped: 1

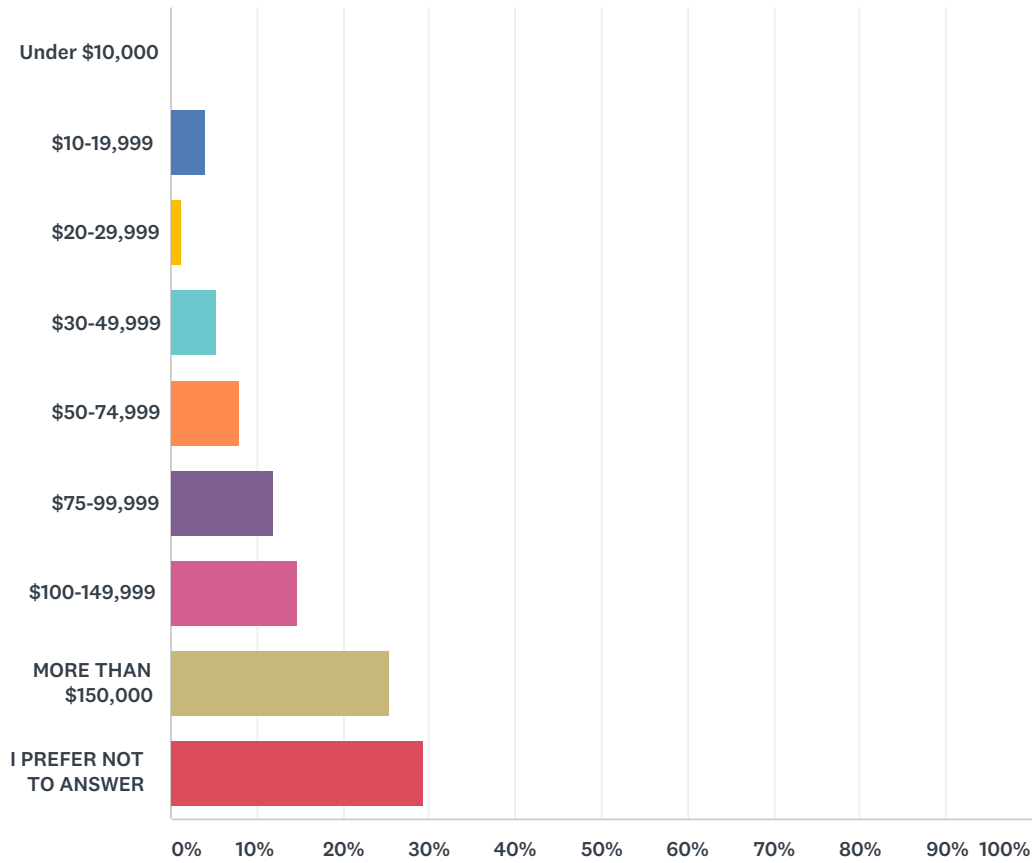


| ANSWER CHOICES | RESPONSES | |
|------------------------|-----------|----|
| DEMOCRAT | 58.11% | 43 |
| REPUBLICAN | 9.46% | 7 |
| INDEPENDENT | 25.68% | 19 |
| PREFER NOT TO ANSWER | 5.41% | 4 |
| Other (please specify) | 1.35% | 1 |
| TOTAL | | 74 |

| # | OTHER (PLEASE SPECIFY) | DATE |
|---|------------------------|--------------------|
| 1 | unaffiliated | 7/10/2018 11:19 AM |

Q36 Which category below best describes your annual household income?

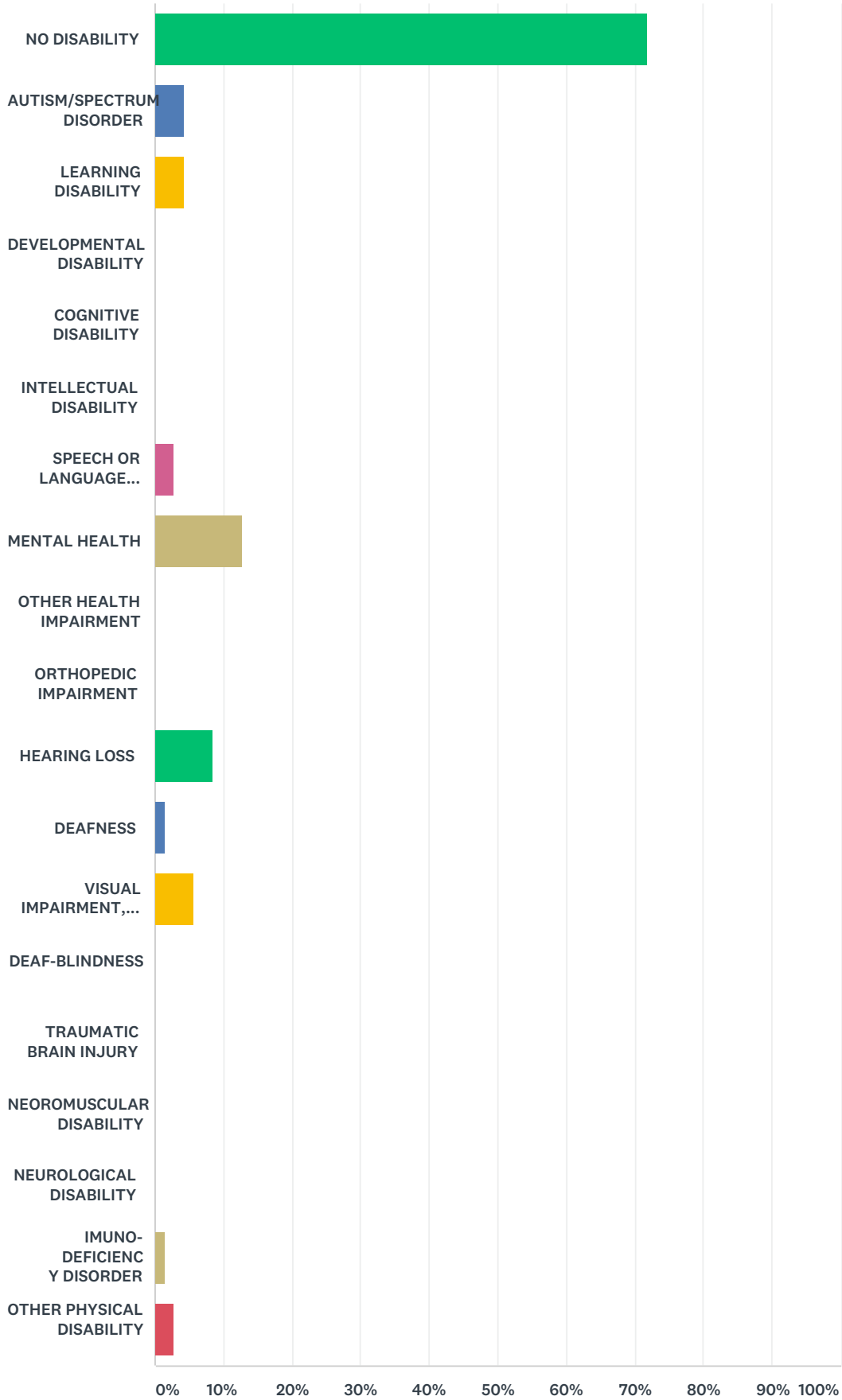
Answered: 75 Skipped: 0



| ANSWER CHOICES | RESPONSES | |
|------------------------|-----------|-----------|
| Under \$10,000 | 0.00% | 0 |
| \$10-19,999 | 4.00% | 3 |
| \$20-29,999 | 1.33% | 1 |
| \$30-49,999 | 5.33% | 4 |
| \$50-74,999 | 8.00% | 6 |
| \$75-99,999 | 12.00% | 9 |
| \$100-149,999 | 14.67% | 11 |
| MORE THAN \$150,000 | 25.33% | 19 |
| I PREFER NOT TO ANSWER | 29.33% | 22 |
| TOTAL | | 75 |

Q37 What type of disability do you have or does a member of your household have?(PLEASE CHECK ALL THAT APPLY)

Answered: 71 Skipped: 4



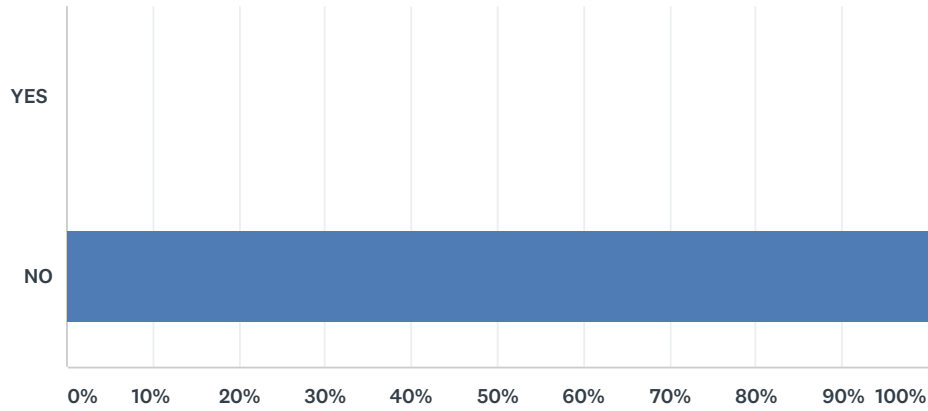
ANSWER CHOICES

RESPONSES

| | | |
|------------------------------------------------------------|--------|----|
| NO DISABILITY | 71.83% | 51 |
| AUTISM/SPECTRUM DISORDER | 4.23% | 3 |
| LEARNING DISABILITY | 4.23% | 3 |
| DEVELOPMENTAL DISABILITY | 0.00% | 0 |
| COGNITIVE DISABILITY | 0.00% | 0 |
| INTELLECTUAL DISABILITY | 0.00% | 0 |
| SPEECH OR LANGUAGE IMPAIRMENT | 2.82% | 2 |
| MENTAL HEALTH | 12.68% | 9 |
| OTHER HEALTH IMPAIRMENT | 0.00% | 0 |
| ORTHOPEDIC IMPAIRMENT | 0.00% | 0 |
| HEARING LOSS | 8.45% | 6 |
| DEAFNESS | 1.41% | 1 |
| VISUAL IMPAIRMENT, INCLUDING BLINDNESS TO BLIND/LOW VISION | 5.63% | 4 |
| DEAF-BLINDNESS | 0.00% | 0 |
| TRAUMATIC BRAIN INJURY | 0.00% | 0 |
| NEOROMUSCULAR DISABILITY | 0.00% | 0 |
| NEUROLOGICAL DISABILITY | 0.00% | 0 |
| IMUNO-DEFICIENCY DISORDER | 1.41% | 1 |
| OTHER PHYSICAL DISABILITY | 2.82% | 2 |
| Total Respondents: 71 | | |

Q38 Did anyone assist you in completing this survey today?

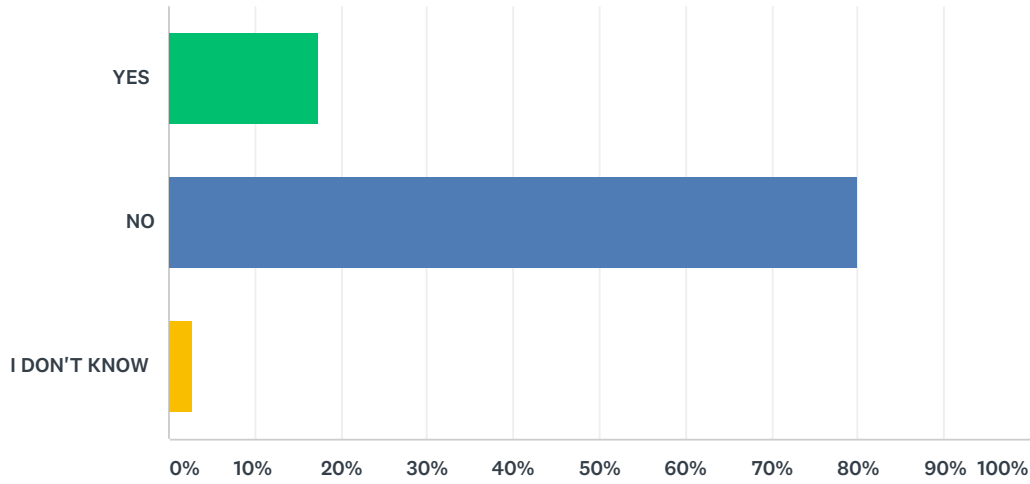
Answered: 74 Skipped: 1



| ANSWER CHOICES | RESPONSES | |
|----------------|-----------|----|
| YES | 0.00% | 0 |
| NO | 100.00% | 74 |
| TOTAL | | 74 |

Q39 Have you heard of the non-profit organization RespectAbility?

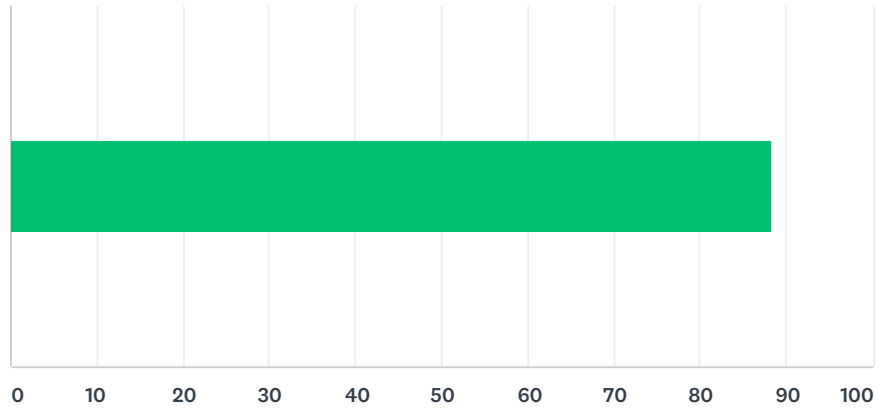
Answered: 75 Skipped: 0



| ANSWER CHOICES | RESPONSES | |
|----------------|-----------|----|
| YES | 17.33% | 13 |
| NO | 80.00% | 60 |
| I DON'T KNOW | 2.67% | 2 |
| TOTAL | | 75 |

Q40 On a scale from 1 to 100, with 1 being very unfavorable and 100 being extremely favorable, how favorable is the organization RespectAbility?

Answered: 13 Skipped: 62



| ANSWER CHOICES | AVERAGE NUMBER | TOTAL NUMBER | RESPONSES |
|-----------------------|----------------|--------------|-----------|
| | 88 | 1,147 | 13 |
| Total Respondents: 13 | | | |

| # | | DATE |
|----|-----|--------------------|
| 1 | 77 | 9/6/2018 2:53 PM |
| 2 | 100 | 9/4/2018 5:14 PM |
| 3 | 100 | 8/3/2018 11:07 AM |
| 4 | 90 | 7/23/2018 10:15 AM |
| 5 | 88 | 7/11/2018 4:19 PM |
| 6 | 85 | 7/11/2018 12:42 PM |
| 7 | 80 | 7/10/2018 8:17 PM |
| 8 | 85 | 7/10/2018 3:02 PM |
| 9 | 85 | 7/10/2018 3:01 PM |
| 10 | 92 | 7/10/2018 1:57 PM |
| 11 | 80 | 7/10/2018 11:19 AM |
| 12 | 100 | 7/8/2018 8:30 AM |
| 13 | 85 | 7/7/2018 10:23 PM |

Q42 At RespectAbility, we are working to expand inclusion and opportunities for people with disabilities. Do you have any advice for us that would help us to be more successful?

Answered: 9 Skipped: 66

| # | RESPONSES | DATE |
|---|-----------------------------------------------------------|--------------------|
| 1 | No | 9/4/2018 10:36 PM |
| 2 | Publicize your activities in synagogues and schools. | 8/30/2018 7:17 PM |
| 3 | no | 7/11/2018 12:44 PM |
| 4 | Publicize your work! | 7/10/2018 7:37 PM |
| 5 | keep reaching out! I now know your organization :-) | 7/10/2018 3:50 PM |
| 6 | no | 7/10/2018 1:59 PM |
| 7 | Publicize achievements. | 7/10/2018 1:40 PM |
| 8 | Remember older people who are slower rather than disabled | 7/10/2018 12:11 PM |
| 9 | No! | 7/10/2018 11:19 AM |

Q43 Please share any additional information about inclusion efforts in which you are involved that we should know more about.

Answered: 3 Skipped: 72

| # | RESPONSES | DATE |
|---|---------------------------------------------------------------------------------------------------------|--------------------|
| 1 | nothing to share | 7/11/2018 12:44 PM |
| 2 | I teach Unconscious Bias workshops in my workplace. These are tremendously successful and very popular. | 7/10/2018 7:37 PM |
| 3 | n/a | 7/10/2018 1:59 PM |