

respect  
ability

FIGHTING STIGMAS. ADVANCING OPPORTUNITIES.

---

# Disability Community Determined to Voice Opinions in 2018

**National Survey \* January 2018**



DEMOCRACY CORPS  
CARVILLE ♦ GREENBERG

**GREENBERG** RESEARCH

CAMPAIGNS | CORPORATIONS | ADVOCACY | WORLDWIDE



# Methodology

This national phone survey took place from January 6-11, 2018 among 1,000 registered voters from a voter file sample. Data shown in this deck is among all registered voters unless otherwise noted.

Margin of error for the full sample is +/-3.1 percentage points at the 95 percent confidence level. Of the 1,000 respondents, 66 percent were interviewed via cell phone in order to accurately sample the American electorate.

\*2014 congressional vote data from national “election night” survey conducted by Democracy Corps and Greenberg Quinlan Rosner Research from November 3-5, 2015 among 588 voters in 2014.

\*\*2016 presidential vote data from national “election night” survey conducted by Lake Research Partners and The Tarrance Group from November 6-8, 2016 among 2,400 voters and likely 2016 voters.



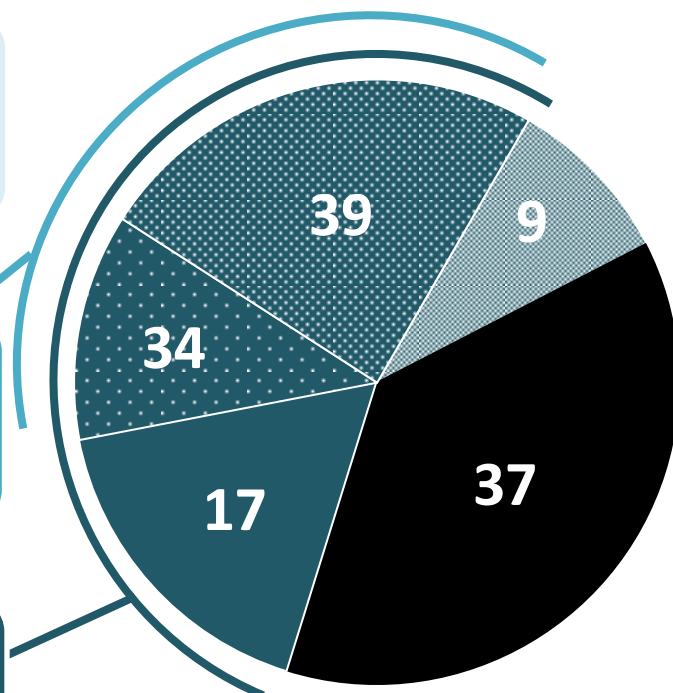
# Half of electorate in disability community

According to the Americans with Disabilities Act, a "person with a disability" is someone who: A) has a physical or mental impairment that substantially limits a major life activity; B) has a record of such an impairment; or C) is regarded as having such an impairment. Now I am going to read you some statements. For each statement please tell me whether it applies to you or not.

63% in Extended Disability Community

51% with Disability Connection

54% in Disability Community



- ⊠ Not in disabled community, work on behalf of/volunteer for disability causes
- Not in disability community/not working on disability causes
- People with Disabilities (PwD)
- Family member with disabilities
- Close friend with disabilities

**\*63 percent of voters are in the extended disability community** = people with disabilities, or have a family member or close friend with a disability, or work on behalf of people with disabilities, or volunteer for disability causes.

**\*54 percent of voters are in the disability community** = people with disabilities, or have a family member or close friend with a disability

**\*51 percent of voters have a disability connection** = have a family member or close friend with a disability.

“According to the Americans with Disabilities Act, a "person with a disability" is someone who: A) has a physical or mental impairment that substantially limits a major life activity; B) has a record of such an impairment; or C) is regarded as having such an impairment. Now I am going to read you some statements. For each statement please tell me whether it applies to you or not.”

**People with disabilities, 17 percent. Family member with a disability, 34 percent. Close friend with a disability, 39 percent. Work professionally on behalf of people with disabilities, 21 percent. Volunteer for disability causes, 13 percent. None of the above, 37 percent.**



## Half of electorate in disability community

*According to the Americans with Disabilities Act, a "person with a disability" is someone who: A) has a physical or mental impairment that substantially limits a major life activity; B) has a record of such an impairment; or C) is regarded as having such an impairment. Now I am going to read you some statements. For each statement please tell me whether it applies to you or not.*

### **51% with a Disability Connection**

People with a family member and/or close friend with a disability.

### **54% in the Disability Community**

People with disabilities, or people with a family member or close friend with a disability.

### **9% Disability Community Allies only**

People that work on behalf of people with disabilities or volunteer for disability causes.

### **63% in *Extended* Disability Community (Disability Community + Allies)**

People with disabilities, or people with a family member or close friend with a disability, or work on behalf of people with disabilities, or volunteer for disability causes.

### **37% Outside Extended Disability Community**


People that are not disabled, don't have a close friend or family member with a disability, don't work on behalf of people with disabilities, and do not volunteer for disability causes.



# Those working professionally on behalf of PwD are predominantly in health care or teachers

*What is your job title?*

## OCCUPATIONS OF THOSE WORKING ON BEHALF OF PEOPLE WITH DISABILITIES



*“What is your job title?”*

**Among employed people who work professionally on behalf of people with disabilities:** Health care worker: 21 percent, Teacher: 18 percent, Executive: 9 percent, White collar worker (clerical, administration, office support, finance): 8 percent, Professional (doctor, lawyer, accountant): 7 percent. **Among employed people who do not work professionally on behalf of people with disabilities:** Health care worker: 3 percent, Teacher: 5 percent, Executive: 15 percent, White collar worker (clerical, administration, office support, finance): 12 percent, Professional (doctor, lawyer, accountant): 6 percent.

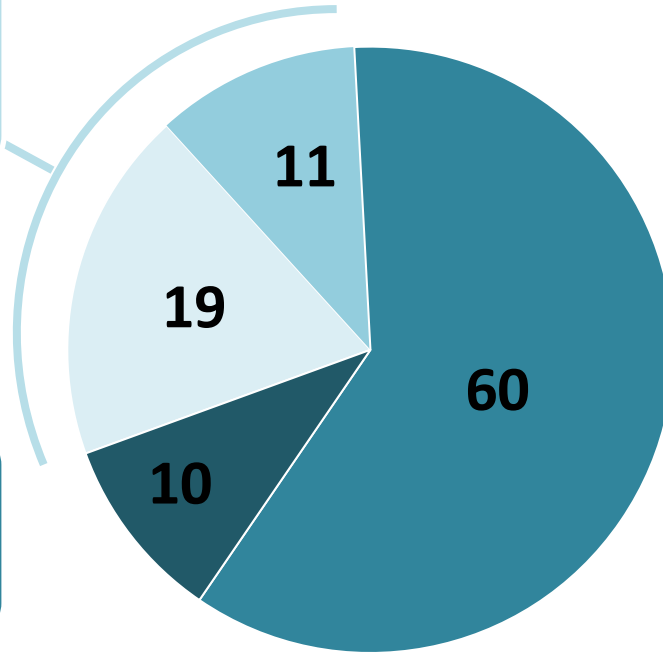


# 3-in-10 with disability had before voting age

*(IF HAVE A DISABILITY PERSONALLY) Have you had a disability since childhood, did you develop it during adolescence, or did you develop it as an adult? (IF AS AN ADULT)(IF OLDER THAN 65) Did you develop it before or after the age of 65?*

**30% had disabilities as minors**

**70% developed disabilities as adults**



- Had since childhood
- Adolescence
- Between 18-64
- After age 65

**\*30 percent of disabled voters had a disability as a minor = had a disability since childhood or developed it during adolescence.**

**\*70 percent disabled voters developed their disability as adults**

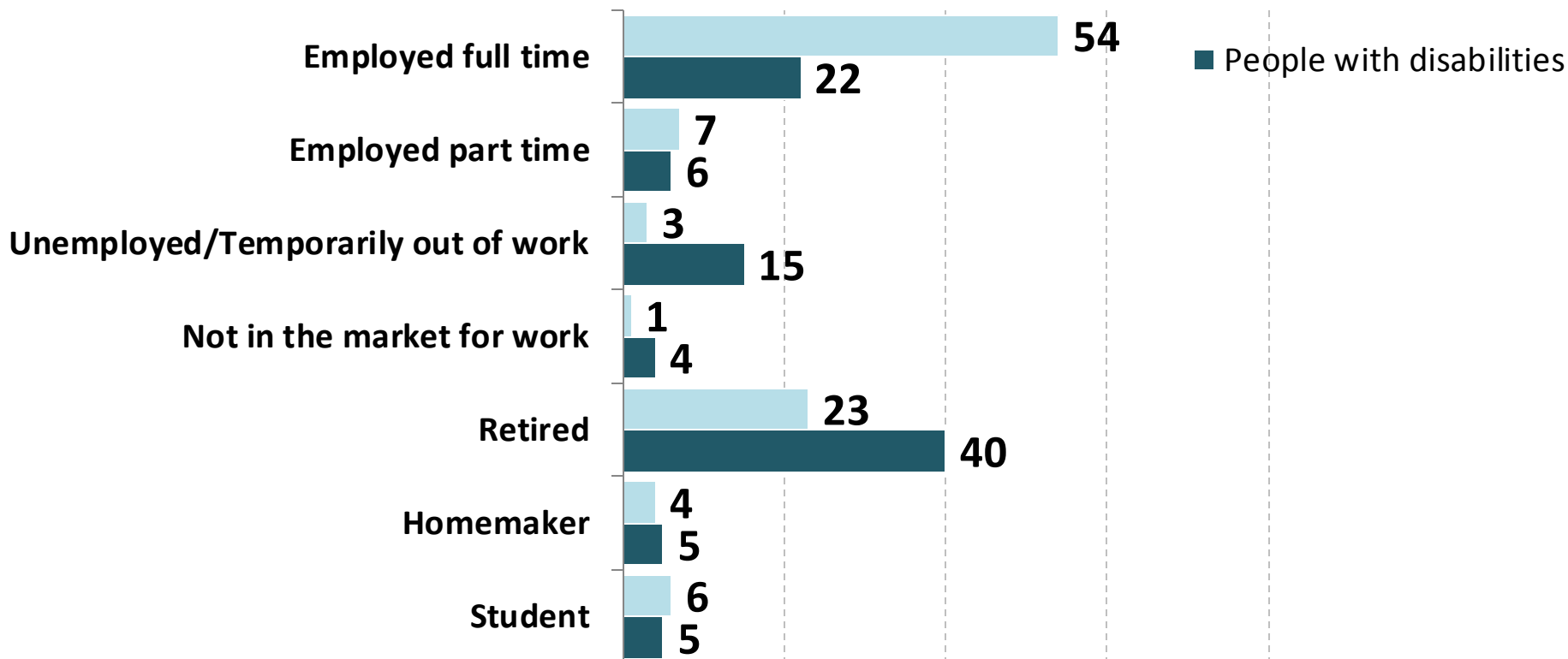
*“Have you had a disability since childhood, did you develop it during adolescence, or did you develop it as an adult? [If developed as an adult] Did you develop it before or after the age of 65?”*

**Among people with disabilities: Had disability since childhood: 19 percent. Developed disability during adolescence: 11 percent. Developed disability as an adult under 65: 61 percent. Developed disability as a senior: 39 percent. Work professionally on behalf of people with disabilities: 21 percent. Volunteers for disability causes: 13 percent.**



# Voters with disabilities more likely to be looking for work

Are you currently: employed full-time, employed part-time, unemployed or temporarily out of work, not in the market for work, retired, a homemaker, or a student?



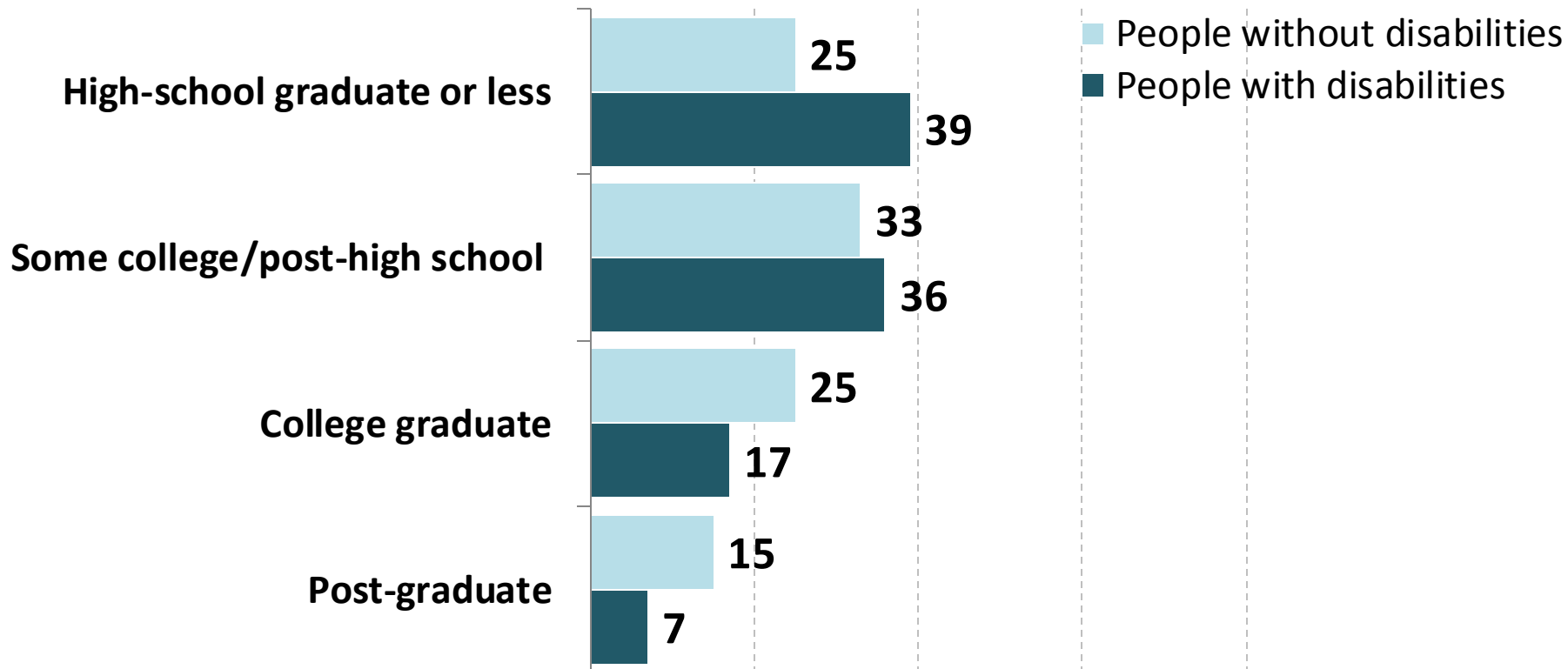
“Are you currently: employed full-time, employed part-time, unemployed or temporarily out of work, not in the market for work, retired, a homemaker, or a student?”

**People with disabilities:** Employed full-time: 22 percent, Employed part-time: 6 percent, Unemployed or temporarily out of work: 15 percent, Not in the market for work: 4 percent, Retired: 40 percent, Homemaker: 5 percent, Student: 5 percent. **People without disabilities:** Employed full-time: 54 percent, Employed part-time: 7 percent, Unemployed or temporarily out of work: 3 percent, Not in the market for work: 1 percent, Retired: 23 percent, Homemaker: 4 percent, Student: 6 percent.



# 3-in-4 voters with disabilities are working class

What is the last year of schooling that you have completed?



“What is the last year of schooling that you have completed?”

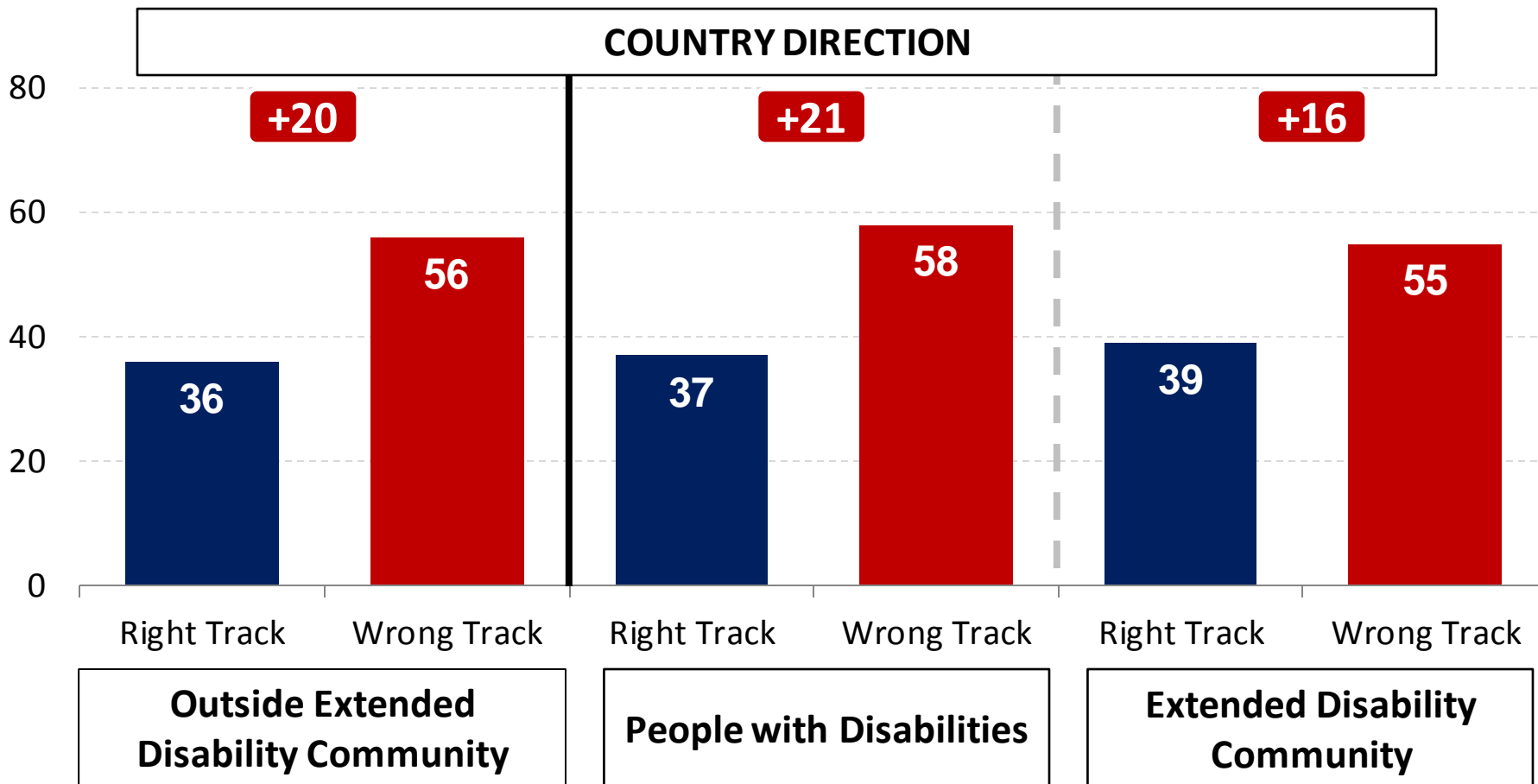
**People with disabilities:** High school education or less: 39 percent. Post-high school or some college education: 36 percent. Four-year college degree only: 17 percent. Post-graduate degree: 7 percent. **People without disabilities:** High school education or less: 25 percent. Post-high school or some college education: 33 percent. Four-year college degree only: 25 percent. Post-graduate degree: 15 percent.





# Disabled community, like all voters, say country on wrong track

Generally speaking, do you think that things in this country are going in the right direction, or do you feel things have gotten pretty seriously off on the wrong track?



“Generally speaking, do you think that things in this country are going in the right direction, or do you feel things have gotten pretty seriously off on the wrong track?”

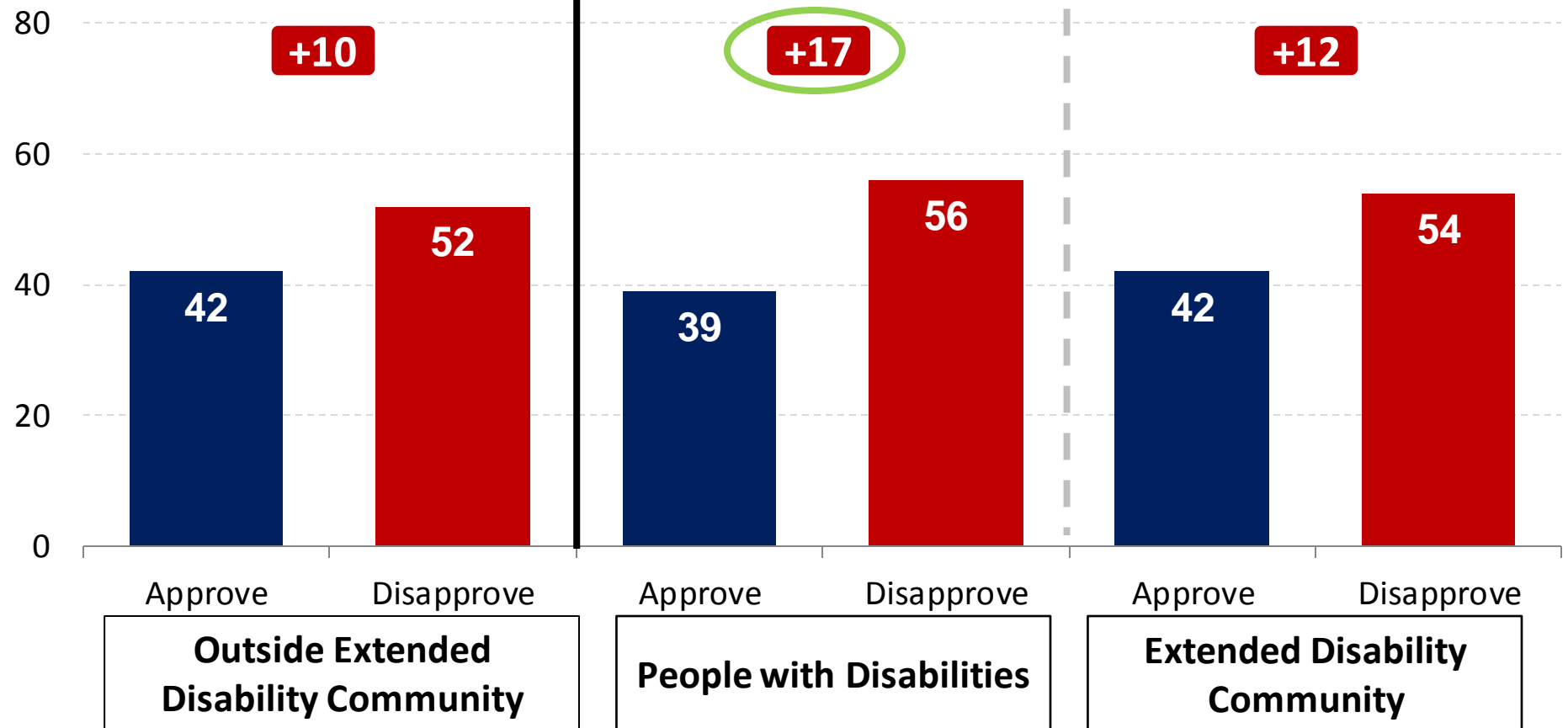
**Outside extended disability community:** Right track: 36 percent, Wrong track: 56 percent. **People with disabilities:** Right track: 37 percent, Wrong track: 58 percent. **Extended disability community:** Right track: 39 percent, Wrong track: 55 percent.



# Disabled community, especially PwD, disapprove of Trump

Do you approve or disapprove of the way Donald Trump is handling his job as president?

## TRUMP JOB PERFORMANCE



“Do you approve or disapprove of the way Donald Trump is handling his job as president?”

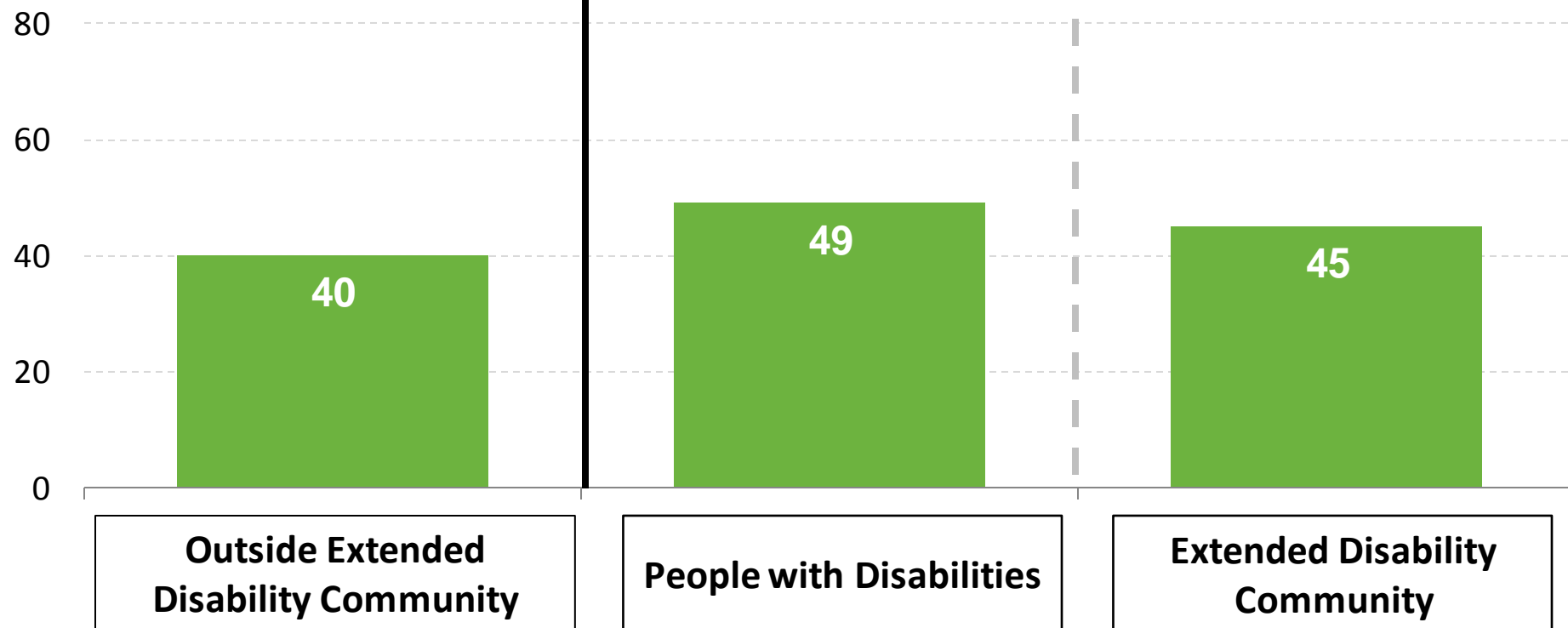
**Outside extended disability community**, approve, 42 percent, disapprove 52 percent. **People with disabilities**, approve, 39 percent, disapprove 56 percent. **Extended disability community**, approve, 42percent, disapprove 54 percent.



# Disability community has higher interest in voting in 2018

*How interested are you in the November elections for U.S. Congress and other state and local offices? Please rate your interest from one to ten, with one meaning that you have no interest in this election and ten meaning that you are extremely interested.*

**% 10 – EXTREMELY INTERESTED IN 2018 ELECTIONS**



*“How interested are you in the November elections U.S. Congress and other state and local offices? Please rate your interest from one to ten, with one meaning that you have no interest in this election and ten meaning that you are extremely interested.”*

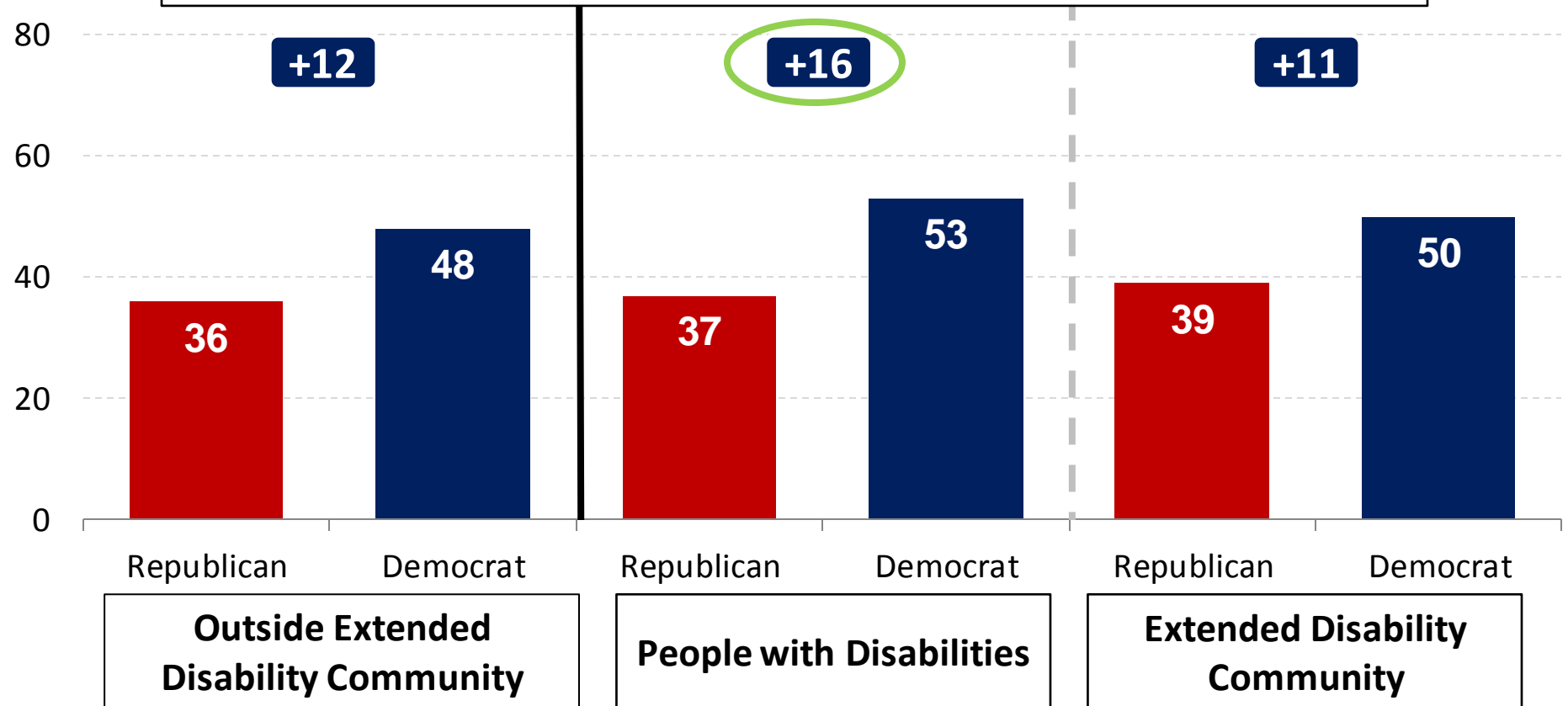
**Outside extended disability community**, 40 percent extremely interested. **People with disabilities**, 49 percent extremely interested. **Extended disability community**, 45 percent extremely interested.



# Majorities of PwD & full disability community voting Democratic

Thinking about the election for U.S. Congress in your district in November 2018, will you vote for -- the Democratic candidate or the Republican candidate?

## 2018 GENERIC CONGRESSIONAL BALLOT



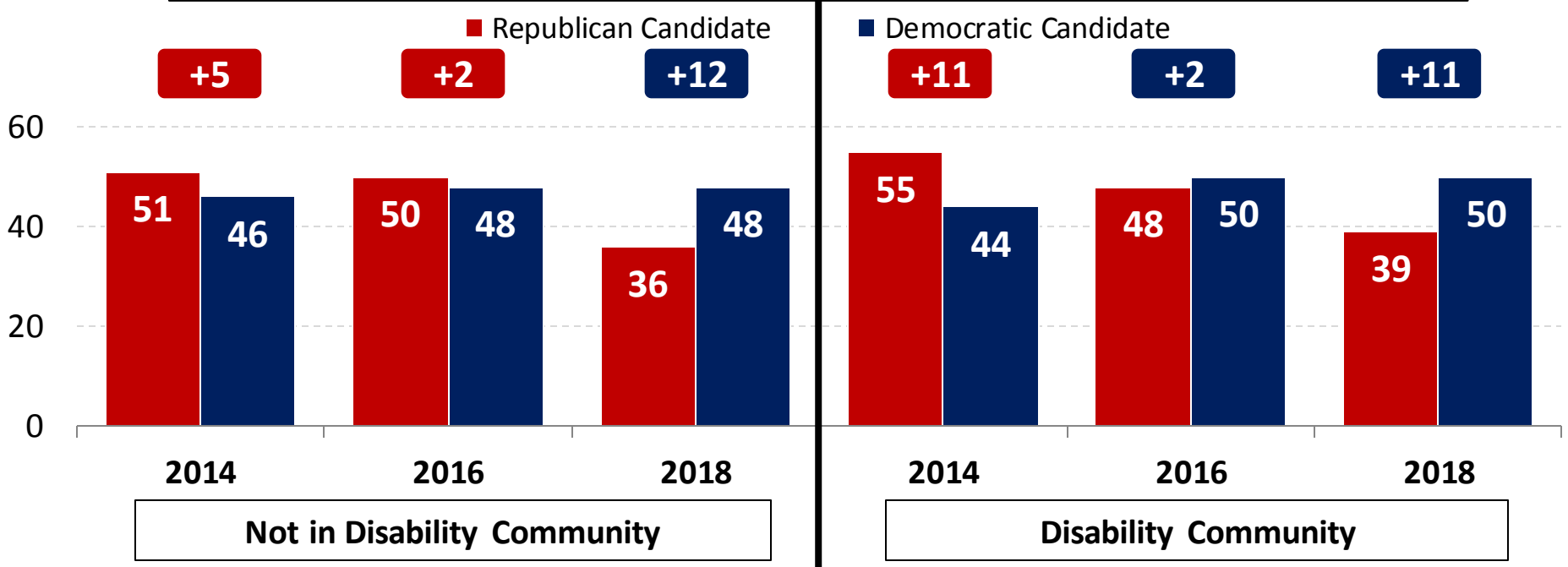
“Thinking about the election for U.S. Congress in your district in November 2018, will you vote for -- the Democratic candidate or the Republican candidate?” **Outside extended disability community:** Republican candidate, 36 percent, Democratic candidate 48 percent. **People with disabilities:** Republican candidate, 37 percent, Democratic candidate 53 percent. **Extended disability community:** Republican candidate, 39 percent, 50 percent Democratic candidate.



# Great shift across electorate in congressional vote over 4 years

Thinking about the election for U.S. Congress in your district in November 2018, will you vote for -- the Democratic candidate or the Republican candidate? (IF VOTED IN 2014/IN 2016) Now let me ask you about the election for Congress. Did you/will you vote for the Democratic candidate or the Republican candidate?

GENERIC CONGRESSIONAL BALLOT 2018 V. 2014 & 2016 CONGRESSIONAL VOTE



“Thinking about the election for Congress in your district in November 2018, will you vote for -- the Democratic candidate or the Republican candidate?”

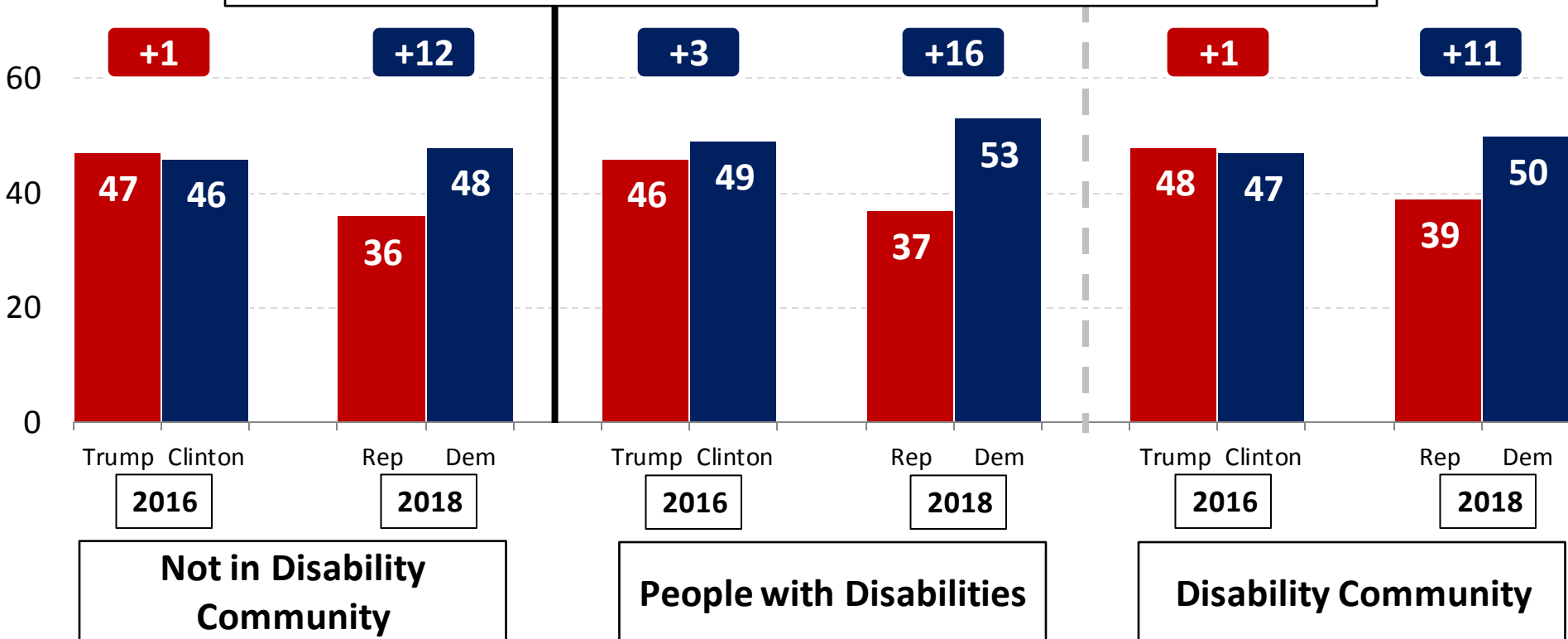
**Not in disability community:** Republican candidate: 36 percent. Democratic candidate: 48 percent. **Disability community:** Republican candidate: 39 percent. Democratic candidate: 50 percent. “(IF VOTED IN 2014) Now let me ask you about the election for Congress. Did you vote for the Democratic candidate or the Republican candidate?” **Not in disability community:** Republican candidate: 51 percent. Democratic candidate: 46 percent. **Disability community:** Republican candidate: 55 percent. Democratic candidate: 44 percent. “(IN 2016) In the election for Congress, will you vote for - the Republican candidate or the Democratic candidate?” **Not in disability community:** Republican candidate: 50 percent. Democratic candidate: 48 percent. **Disability community:** Republican candidate: 48 percent. Democratic candidate: 50 percent.



# Democrats meeting or exceeding Clinton vote across electorate

Thinking about the election for Congress in your district in November 2018, will you vote for the Democratic candidate or the Republican candidate? (IF VOTED IN 2016) In the election for president, did you vote for Donald Trump or Hillary Clinton or Gary Johnson?

## GENERIC CONGRESSIONAL BALLOT 2018 V. 2016 PRESIDENTIAL VOTE

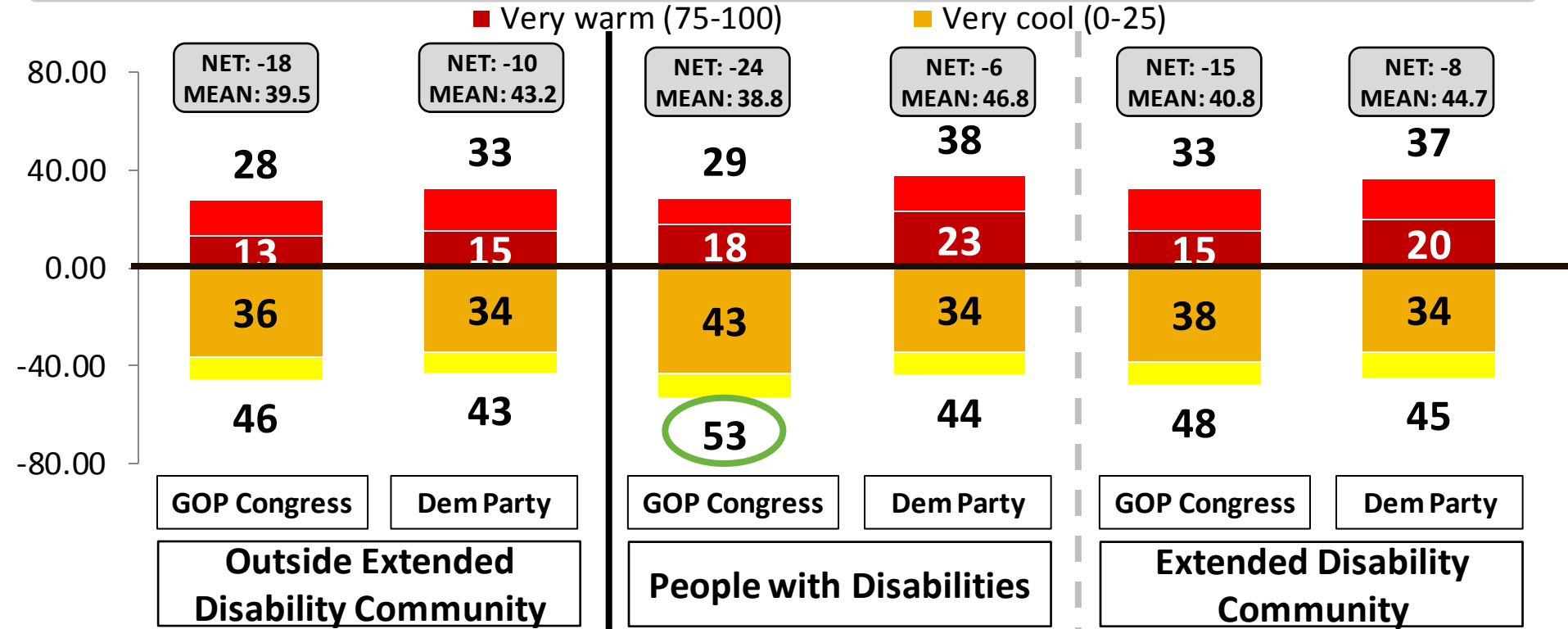


“Thinking about the election for Congress in your district in November 2018, will you vote for -- the Democratic candidate or the Republican candidate?” **Not in disability community:** Republican candidate: 36 percent. Democratic candidate: 48 percent. **People with disabilities:** Republican candidate: 37 percent. Democratic candidate: 53 percent. **Disability community:** Republican candidate: 39 percent. Democratic candidate: 50 percent. (IF VOTED IN 2016) “In the election for president, did you vote for Donald Trump or Hillary Clinton or Gary Johnson?” **Not in disability community:** Donald Trump: 47 percent. Hillary Clinton: 46 percent. **People with disabilities:** Donald Trump: 46 percent. Hillary Clinton: 49 percent. **Disability community:** Donald Trump: 48 percent. Hillary Clinton: 47 percent.



# People with disabilities stand out as more unfavorable towards GOP

Now, I'd like you to rate your feelings toward some people and organizations, with one hundred meaning a VERY WARM, FAVORABLE feeling; zero meaning a VERY COLD, UNFAVORABLE feeling; and fifty meaning not particularly warm or cold.

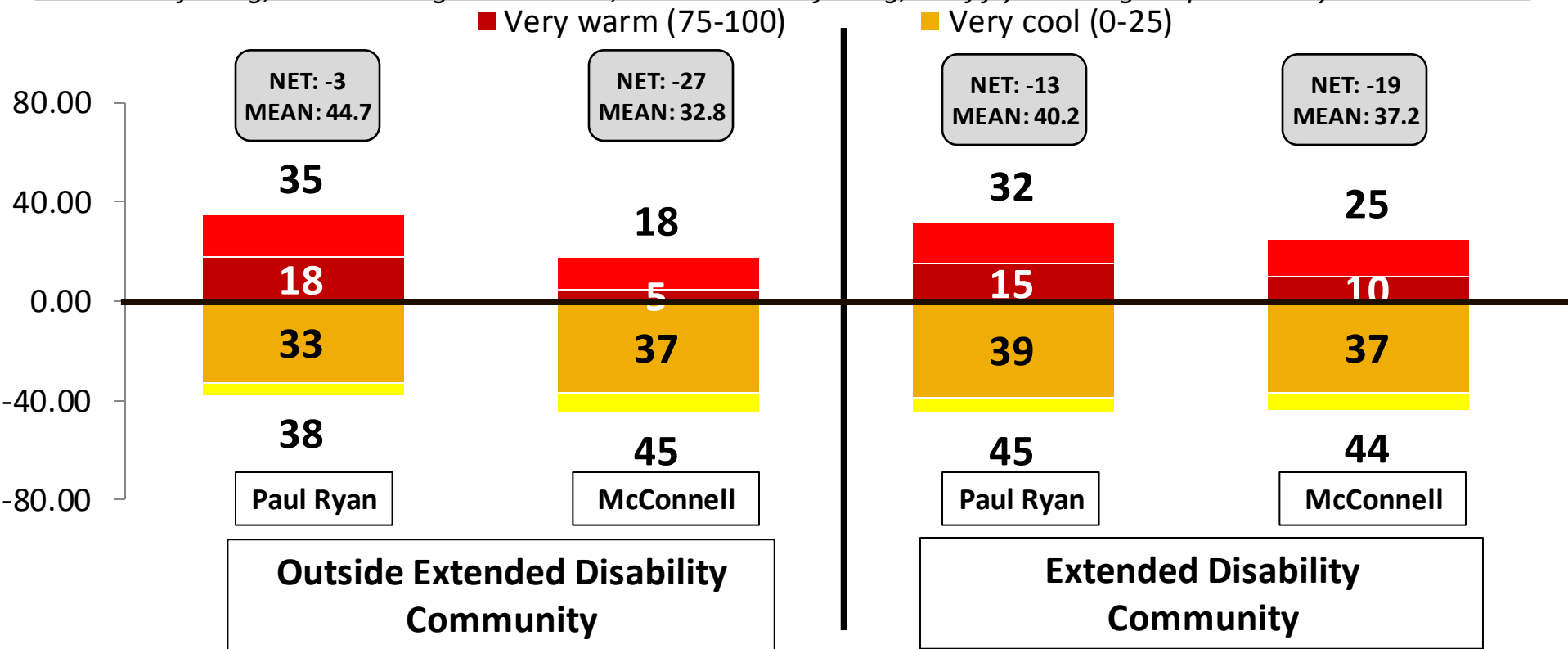


"I'd like you to rate your feelings toward some people and organizations, with one hundred meaning a very warm, favorable feeling; zero meaning a very cold, unfavorable feeling; and fifty meaning not particularly warm or cold." **"The Republican Congress."** **Outside extended disability community:** 28 percent favorable, 13 percent very favorable, 46 percent unfavorable, 36 percent very unfavorable. Mean favorability of 39.5. **People with disabilities:** 29 percent favorable, 18 percent very favorable, 53 percent unfavorable, 43 percent very unfavorable. Mean favorability of 38.8. **Extended disability community:** 33 percent favorable, 15 percent very favorable, 48 percent unfavorable, 38 percent very unfavorable. Mean favorability of 40.8. **"The Democratic Party."** **Outside extended disability community:** 33 percent favorable, 15 percent very favorable, 43 percent unfavorable, 34 percent very unfavorable. Mean favorability of 43.2. **People with disabilities:** 38 percent favorable, 23 percent very favorable, 44 percent unfavorable, 34 percent very unfavorable. Mean favorability of 46.8. **Extended disability community:** 37 percent favorable, 20 percent very favorable, 45 percent unfavorable, 34 percent very unfavorable. Mean favorability of 44.7.



# Intense negative feelings towards GOP leadership across electorate

Now, I'd like you to rate your feelings toward some people and organizations, with one hundred meaning a VERY WARM, FAVORABLE feeling; zero meaning a VERY COLD, UNFAVORABLE feeling; and fifty meaning not particularly warm or cold.



“Now, I'd like you to rate your feelings toward some people and organizations, with one hundred meaning a VERY WARM, FAVORABLE feeling; zero meaning a VERY COLD, UNFAVORABLE feeling; and fifty meaning not particularly warm or cold.”

“Paul Ryan” Outside extended disability community: 35 percent favorable, 18 percent very favorable, 38 percent unfavorable, 33 percent very unfavorable. Mean favorability of 44.7. Extended disability community: 32 percent favorable, 15 percent very favorable, 45 percent unfavorable, 39 percent very unfavorable. Mean favorability of 40.2.

“Mitch McConnell” Outside extended disability community: 18 percent favorable, 5 percent very favorable, 45 percent unfavorable, 37 percent very unfavorable. Mean favorability of 32.8. Extended disability community: 25 percent favorable, 10 percent very favorable, 44 percent unfavorable, 37 percent very unfavorable. Mean favorability of 37.2



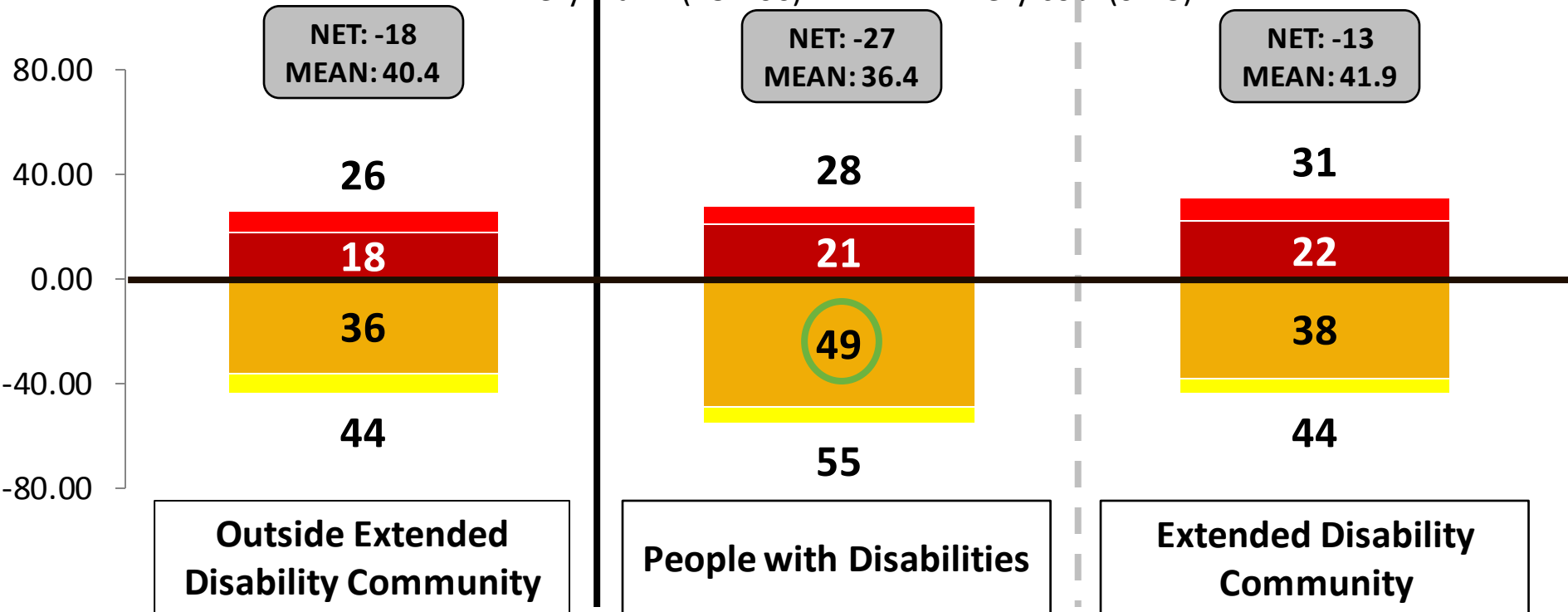


# Half of people with disabilities strongly oppose new GOP tax cut

Now, I'd like you to rate your feelings toward some people and organizations, with one hundred meaning a VERY WARM, FAVORABLE feeling; zero meaning a VERY COLD, UNFAVORABLE feeling; and fifty meaning not particularly warm or cold..

## THE NEW REPUBLICAN TAX CUT FOR CORPORATIONS & INDIVIDUALS

■ Very warm (75-100) ■ Very cool (0-25)

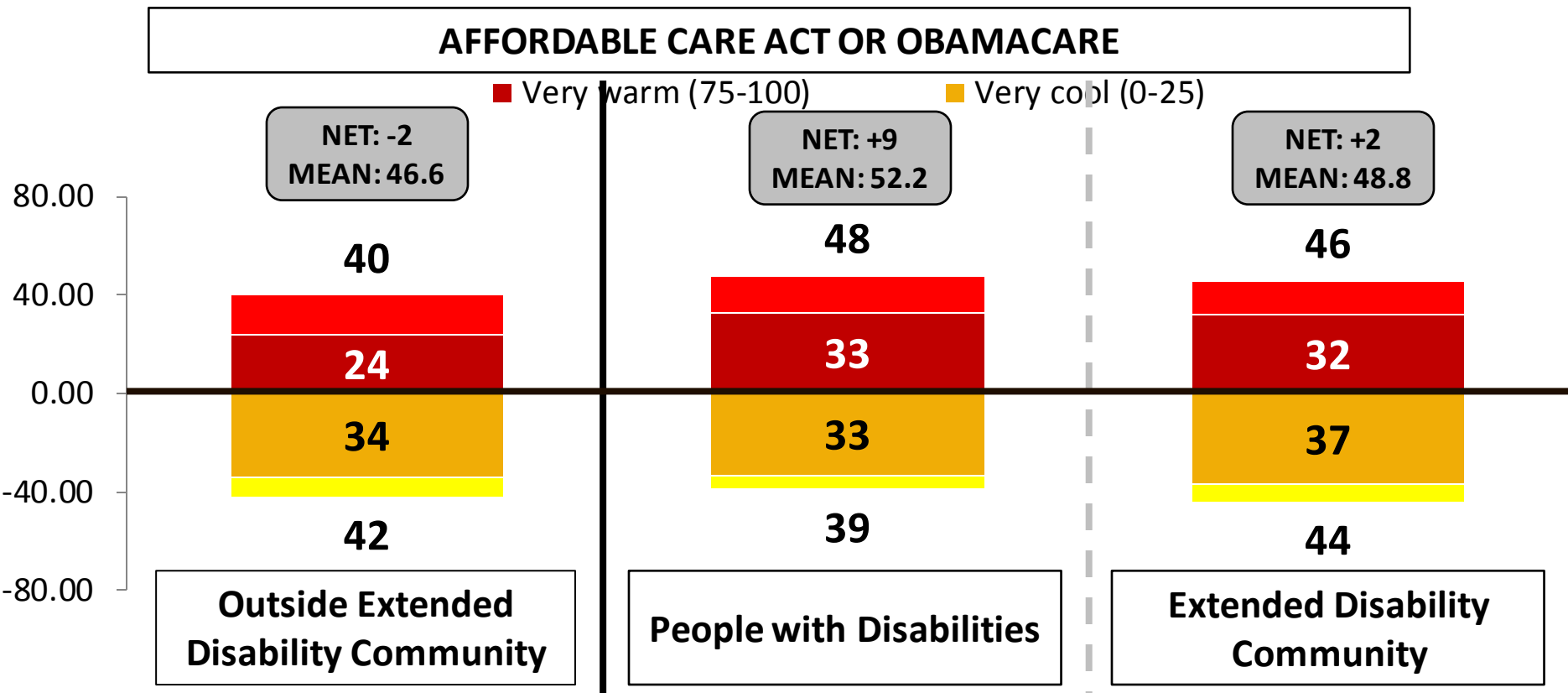


"I'd like you to rate your feelings toward some people and organizations, with one hundred meaning a very warm, favorable feeling; zero meaning a very cold, unfavorable feeling; and fifty meaning not particularly warm or cold." **"The new Republican tax cut for corporations and individuals."** **Outside extended disability community:** 26 percent favorable, 18 percent very favorable, 44 percent unfavorable, 36 percent very unfavorable. Mean favorability of 40.4. **People with disabilities:** 28 percent favorable, 21 percent very favorable, 55 percent unfavorable, 49 percent very unfavorable. Mean favorability of 36.4. **Extended disability community:** 31 percent favorable, 22 percent very favorable, 44 percent unfavorable, 38 percent very unfavorable. Mean favorability of 41.9.



# Disability community more favorable towards ACA

Now, I'd like you to rate your feelings toward some people and organizations, with one hundred meaning a VERY WARM, FAVORABLE feeling; zero meaning a VERY COLD, UNFAVORABLE feeling; and fifty meaning not particularly warm or cold.



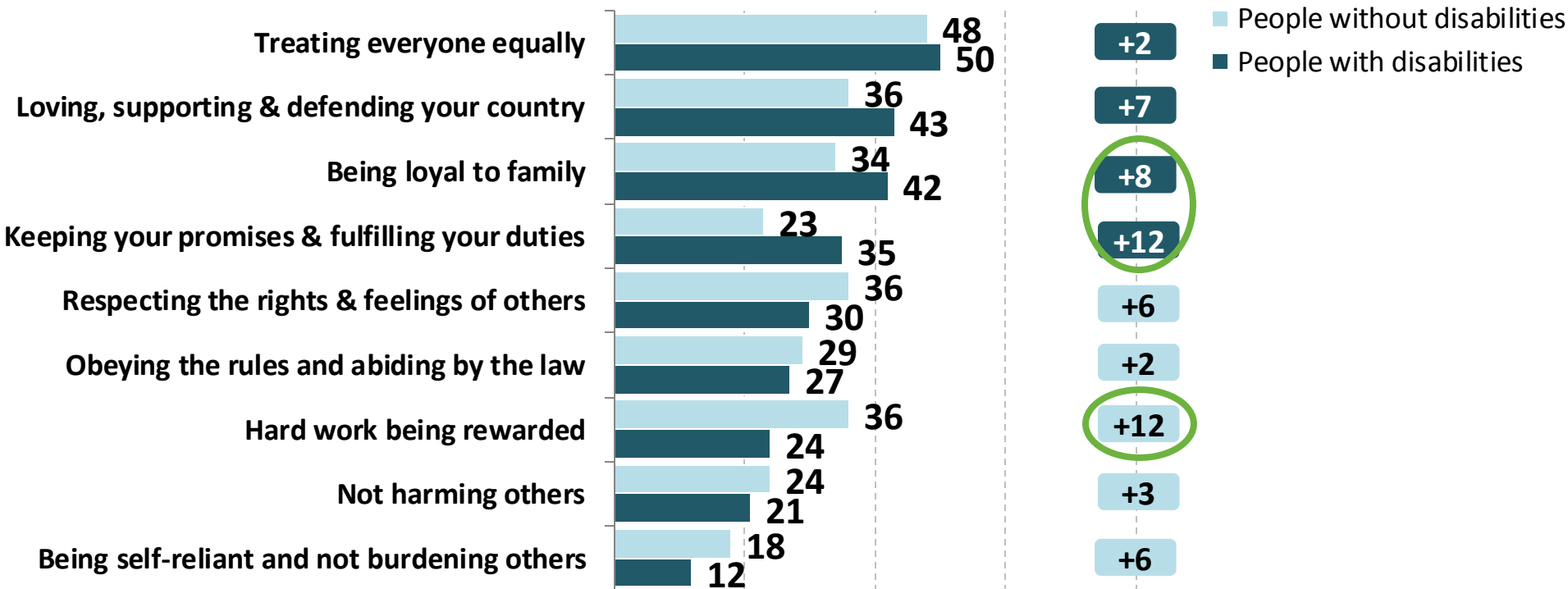
"I'd like you to rate your feelings toward some people and organizations, with one hundred meaning a very warm, favorable feeling; zero meaning a very cold, unfavorable feeling; and fifty meaning not particularly warm or cold. You can use any number from zero to one hundred, the higher the number the more favorable your feelings are toward that person or organization." *"The Affordable Care Act or Obamacare."*

**Outside extended disability community:** 40 percent favorable, 24 percent very favorable, 42 percent unfavorable, 34 percent very unfavorable. Mean favorability of 46.6. **People with disabilities:** 48 percent favorable, 33 percent very favorable, 39 percent unfavorable, 33 percent very unfavorable. Mean favorability of 52.2. **Extended disability community:** 46 percent favorable, 32 percent very favorable, 44 percent unfavorable, 37 percent very unfavorable. Mean favorability of 48.8.



# People with & without disabilities value treating everyone equally most

*I am going to read you some values or principles that should guide how people act. After I read them, please tell me which THREE you think are most important when it comes to guiding how people act?*



*"I am going to read you some values or principles that should guide how people act. After I read them, please tell me which THREE you think are most important when it comes to guiding how people act?"*

**People with disabilities:** Treating everyone equally: 50 percent. Loving, supporting and defending your country: 43 percent. Being loyal to family members: 42 percent. Keeping your promises and fulfilling your duties: 35 percent. Respecting the rights and feelings of others: 30 percent. Obeying the rules and abiding by the law: 27 percent. Hard work being rewarded: 24 percent. Avoiding harm to others: 21 percent. Being self-reliant and not burdening others: 12 percent. **People without disabilities:** Treating everyone equally: 48 percent. Loving, supporting and defending your country: 36 percent. Being loyal to family members: 34 percent. Keeping your promises and fulfilling your duties: 23 percent. Respecting the right and feelings of others: 36 percent. Obeying the rules and abiding by the law: 29 percent. Hard work being rewarded: 36 percent. Avoiding harm to others: 24 percent. Being self-reliant and not burdening others: 18 percent.

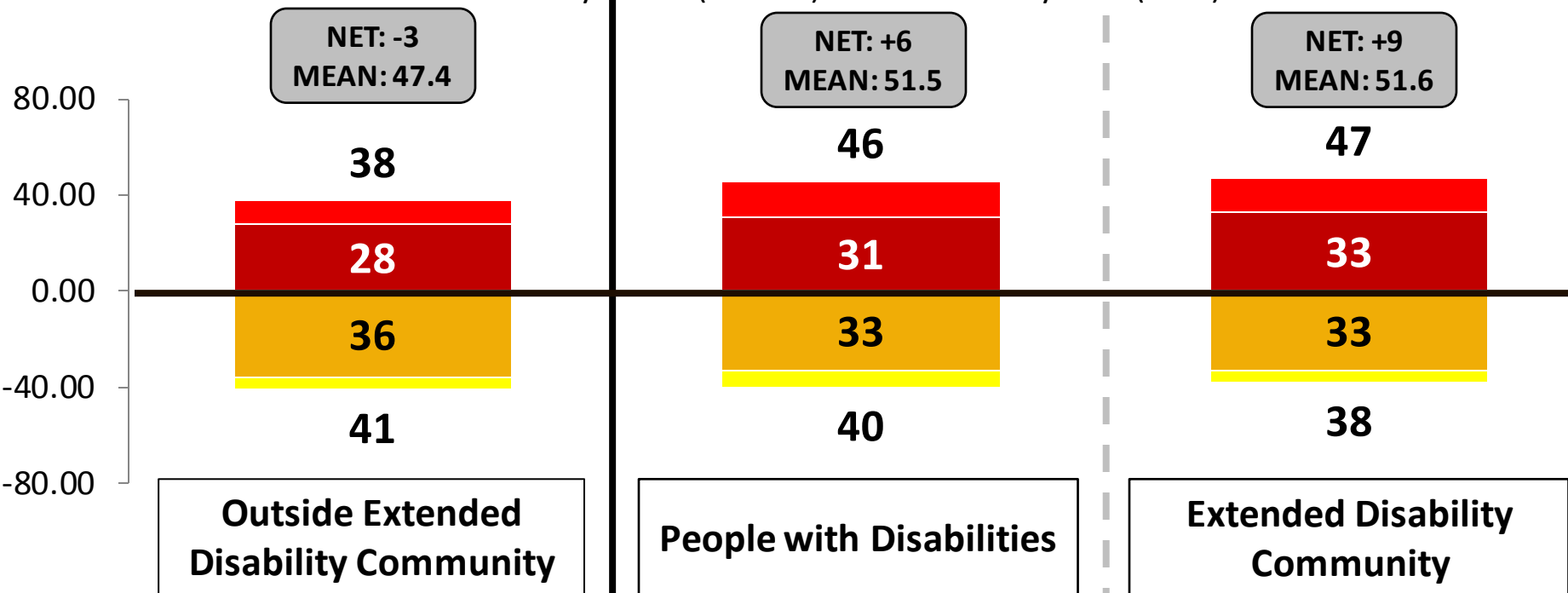


# Disability community more warm than cool towards N.R.A.

Now, I'd like you to rate your feelings toward some people and organizations, with one hundred meaning a VERY WARM, FAVORABLE feeling; zero meaning a VERY COLD, UNFAVORABLE feeling; and fifty meaning not particularly warm or cold.

## THE N.R.A. OR NATIONAL RIFLE ASSOCIATION

■ Very warm (75-100) ■ Very cool (0-25)



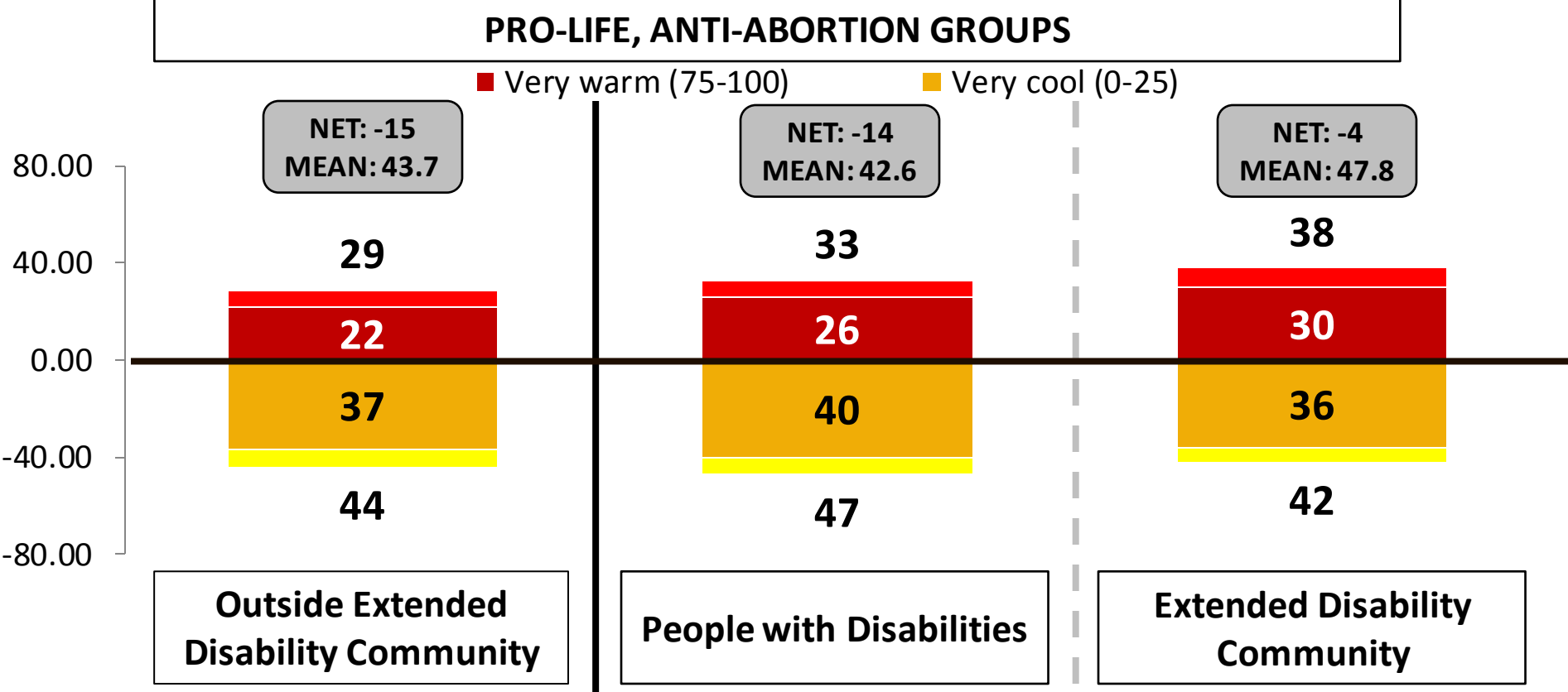
“Now, I'd like you to rate your feelings toward some people and organizations, with one hundred meaning a VERY WARM, FAVORABLE feeling; zero meaning a VERY COLD, UNFAVORABLE feeling; and fifty meaning not particularly warm or cold. You can use any number from zero to one hundred, the higher the number the more favorable your feelings are toward that person or organization.”

“The N.R.A. or National Rifle Association” **Outside extended disability community:** 38 percent favorable, 28 percent very favorable, 41 percent unfavorable, 36 percent very unfavorable. Mean favorability of 47.4. **People with disabilities:** 46 percent favorable, 31 percent very favorable, 40 percent unfavorable, 33 percent very unfavorable. Mean favorability of 51.5. **Extended disability community:** 47 percent favorable, 33 percent very favorable, 38 percent unfavorable, 33 percent very unfavorable. Mean favorability of 51.6.



# People with disabilities most unfavorable towards pro-life groups

Now, I'd like you to rate your feelings toward some people and organizations, with one hundred meaning a VERY WARM, FAVORABLE feeling; zero meaning a VERY COLD, UNFAVORABLE feeling; and fifty meaning not particularly warm or cold.



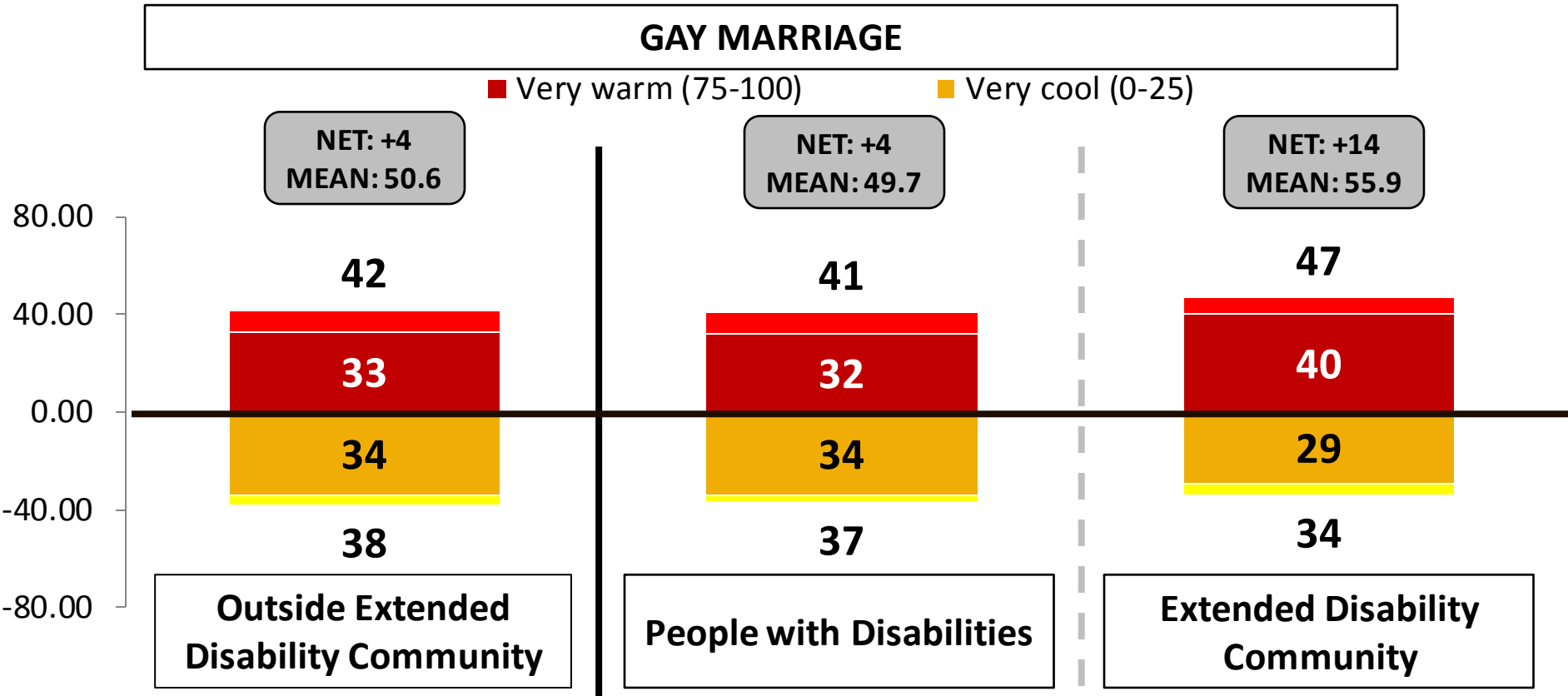
“Now, I'd like you to rate your feelings toward some people and organizations, with one hundred meaning a VERY WARM, FAVORABLE feeling; zero meaning a VERY COLD, UNFAVORABLE feeling; and fifty meaning not particularly warm or cold. You can use any number from zero to one hundred, the higher the number the more favorable your feelings are toward that person or organization.” **“Pro-life, anti-abortion groups.”**

**Outside disability community:** 29 percent favorable, 22 percent very favorable, 44 percent unfavorable, 37 percent very unfavorable. Mean favorability of 43.7. **People with disabilities:** 33 percent favorable, 26 percent very favorable, 47 percent unfavorable, 40 percent very unfavorable. Mean favorability of 42.6. **Extended disability community:** 38 percent favorable, 30 percent very favorable, 42 percent unfavorable, 36 percent very unfavorable. Mean favorability of 47.8.



# Half of disability community warm towards gay marriage

Now, I'd like you to rate your feelings toward some people and organizations, with one hundred meaning a VERY WARM, FAVORABLE feeling; zero meaning a VERY COLD, UNFAVORABLE feeling; and fifty meaning not particularly warm or cold.



“Now, I'd like you to rate your feelings toward some people and organizations, with one hundred meaning a VERY WARM, FAVORABLE feeling; zero meaning a VERY COLD, UNFAVORABLE feeling; and fifty meaning not particularly warm or cold. You can use any number from zero to one hundred, the higher the number the more favorable your feelings are toward that person or organization.”

“Gay marriage” Outside extended disability community: 42 percent favorable, 33 percent very favorable, 38 percent unfavorable, 34 percent very unfavorable. Mean favorability of 50.6. People with disabilities: 41 percent favorable, 32 percent very favorable, 37 percent unfavorable, 34 percent very unfavorable. Mean favorability of 49.7. Extended disability community: 47 percent favorable, 40 percent very favorable, 34 percent unfavorable, 29 percent very unfavorable. Mean favorability of 55.9.

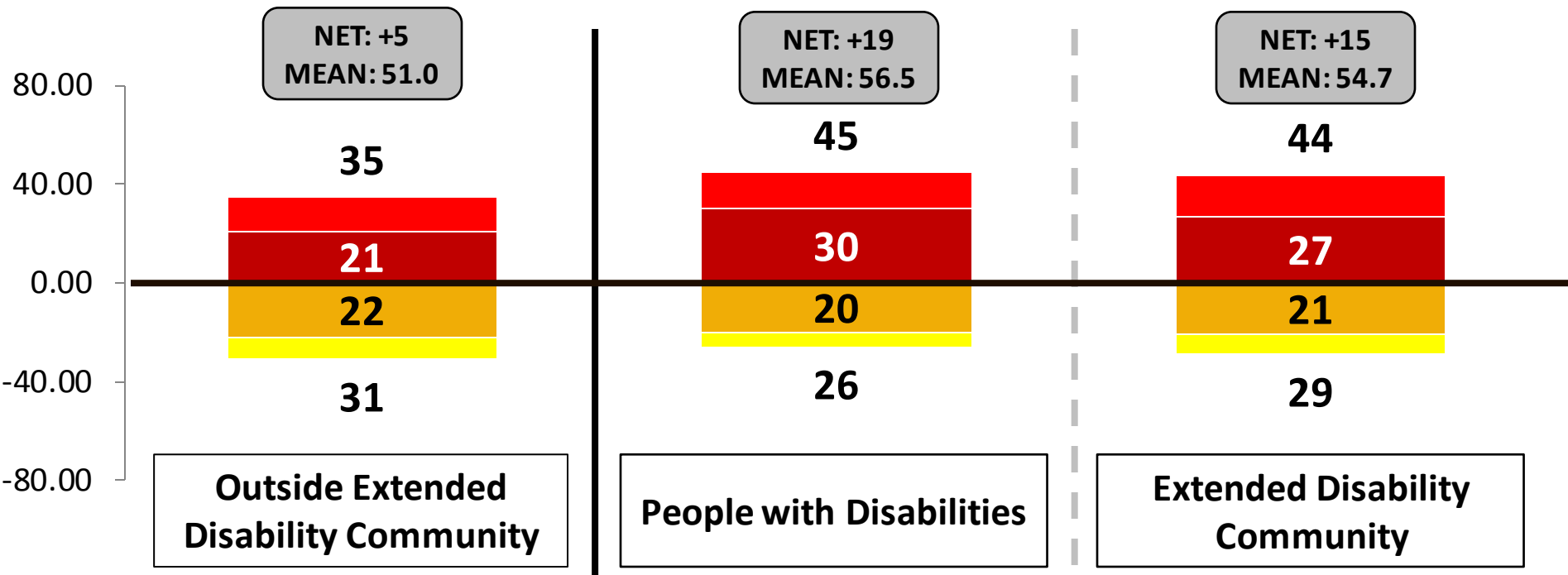


# Stronger support for unions in disability community

Now, I'd like you to rate your feelings toward some people and organizations, with one hundred meaning a VERY WARM, FAVORABLE feeling; zero meaning a VERY COLD, UNFAVORABLE feeling; and fifty meaning not particularly warm or cold.

## LABOR UNIONS

■ Very warm (75-100) ■ Very cool (0-25)



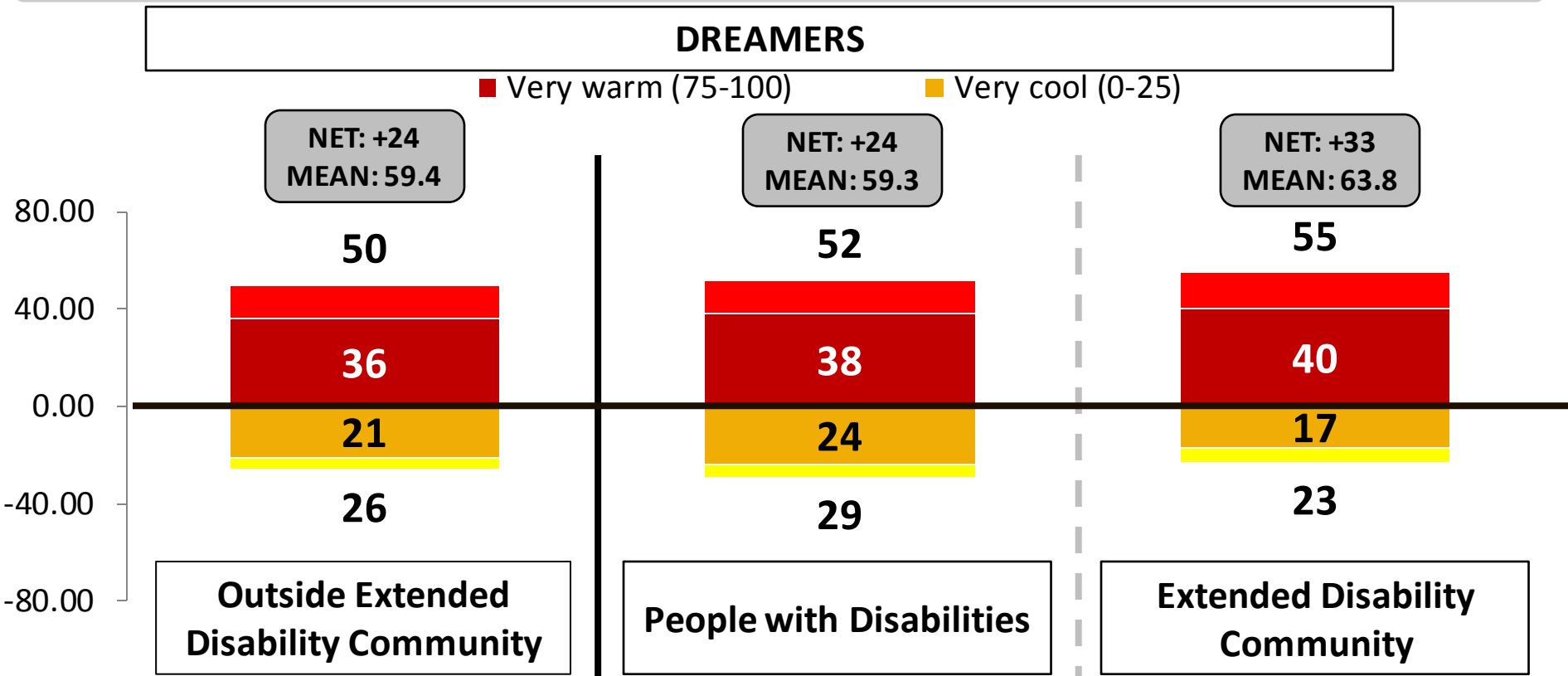
“Now, I'd like you to rate your feelings toward some people and organizations, with one hundred meaning a VERY WARM, FAVORABLE feeling; zero meaning a VERY COLD, UNFAVORABLE feeling; and fifty meaning not particularly warm or cold. You can use any number from zero to one hundred, the higher the number the more favorable your feelings are toward that person or organization.”

“**Labor unions**” **Outside extended disability community:** 35 percent favorable, 21 percent very favorable, 31 percent unfavorable, 22 percent very unfavorable. Mean favorability of 51.0. **People with disabilities:** 45 percent favorable, 30 percent very favorable, 26 percent unfavorable, 20 percent very unfavorable. Mean favorability of 56.5. **Extended disability community:** 44 percent favorable, 27 percent very favorable, 29 percent unfavorable, 21 percent very unfavorable. Mean favorability of 54.7.



# Majority of all voters warm towards DREAMERS

Now, I'd like you to rate your feelings toward some people and organizations, with one hundred meaning a VERY WARM, FAVORABLE feeling; zero meaning a VERY COLD, UNFAVORABLE feeling; and fifty meaning not particularly warm or cold.



“Now, I'd like you to rate your feelings toward some people and organizations, with one hundred meaning a VERY WARM, FAVORABLE feeling; zero meaning a VERY COLD, UNFAVORABLE feeling; and fifty meaning not particularly warm or cold. You can use any number from zero to one hundred, the higher the number the more favorable your feelings are toward that person or organization.”

“**Undocumented immigrants who were brought to the United States by their parents as minors, also known as DREAMers.**” **Outside extended disability community** : 50 percent favorable, 36 percent very favorable, 26 percent unfavorable, 21 percent very unfavorable. Mean favorability of 59.4. **People with disabilities**: 52 percent favorable, 38 percent very favorable, 29 percent unfavorable, 24 percent very unfavorable. Mean favorability of 59.3. **Extended disability community**: 55 percent favorable, 40 percent very favorable, 23 percent unfavorable, 17 percent very unfavorable. Mean favorability of 63.8.





# CONTACT US



## DEMOCRACY CORPS

1875 Connecticut Avenue, N.W.  
Floor 10  
Washington, DC 20009  
[www.democracycorps.com](http://www.democracycorps.com)

+1 281 685 6456

## RESPECT ABILITY

11333 Woodglen Drive  
Suite 102  
Rockville, MD 20852  
[www.respectability.org](http://www.respectability.org)

+1 202 517 6272