




# RESPECTABILITY

## IL and Jobs for PwDs

Jennifer Laszlo Mizrahi, President

[www.RespectAbilityUSA.org](http://www.RespectAbilityUSA.org)

# Illinois



Gov. Bruce Rauner (R)

- ❖ 75.0% of persons without disabilities aged 18 to 64 are employed.<sup>3</sup>
- ❖ 36.1% of PwDs aged 18 to 64 are employed.<sup>3</sup>
- ❖ 47,000 persons aged 16 to 20 have a disability.<sup>1</sup>
- ❖ 649,500 persons aged 21 to 64 have a disability.<sup>1</sup>
- ❖ 1,408,692 PwDs live in IL.<sup>3</sup>
- ❖ The employment gap between people with and without disabilities has decreased by 2.3% between 2010 and 2011.<sup>3</sup>
- ❖ 340,098 people between 18 and 64 received SSDI or SSI benefits in IL in 2012.<sup>3</sup>
- ❖ In 2012, the total expenditure on SSDI benefits for PwDs in IL was \$4,477,308,000.<sup>3</sup>
- ❖ Voc. Rehab. obtained 5,324 jobs (out of 15,886 applicants) for PwDs in IL in 2012.<sup>2</sup>

1. 2012 Disability Status Report: Illinois, [disabiliystatistics.org](http://disabiliystatistics.org)

2. StateData: The National Report on Employment Services and Outcomes, 2013

[3. Annual Disability Statistics Compendium](#)

# Illinois Data

		People with Disabilities (%)		People without Disabilities (%)	
		<b>2012</b>	<b>2013</b>	<b>2012</b>	<b>2013</b>
Poverty <sup>1</sup>	US	29.2	28.7	13.6	13.6
	IL	27.7	26.7	12.4	12.4
Smoking <sup>1</sup>	US	26.0	25.4	16.9	16.2
	IL	25.5	24.3	16.7	16.6
Obesity <sup>1</sup>	US	39.1	40.1	24.5	25.0
	IL	43.5	45.0	23.9	25.6
Employment <sup>1</sup>	US	32.7	33.9	73.6	74.2
	IL	33.4	36.1	74.6	75.0

1. [Annual Disability Statistics Compendium](#). Pg 53, 54, 72, 73, 29

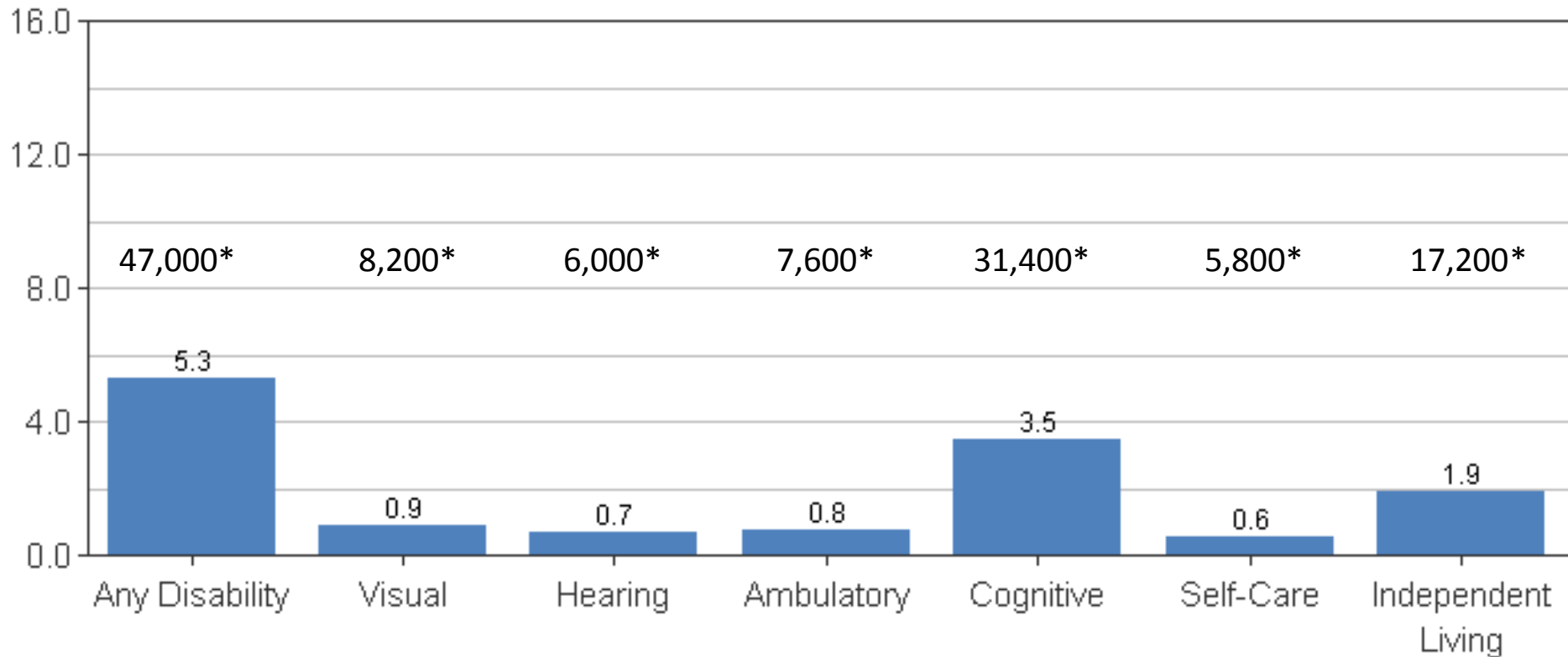
# Ages 6 to 21 IEPs by Category in IL

	2012	2013
All Disabilities	256,013	255,219
Specific Learning Disability	108,297	104,971
Speech or Language Impairment	44,362	43,227
Intellectual Disability	18,740	18,459
Emotional Disturbance	20,696	20,192
Multiple Disability	2,032	2,106
Hearing Impairment	3,423	3,378
Orthopedic Impairment	1,483	1,431
Other Health Impairment	27,357	28,559
Visual Impairment	1,061	1,058
Autism	16,144	17,272
Deaf Blindness	19	26
Traumatic Brain Injury	661	674
Developmental Delay	11,738	13,866

Source: [Annual Disability Statistics Compendium](#)

# Prevalence of Disability Among Non-Institutionalized People Ages 16 to 20 in Illinois in 2012

Prevalence Rates: Age 16 to 20 years (%)

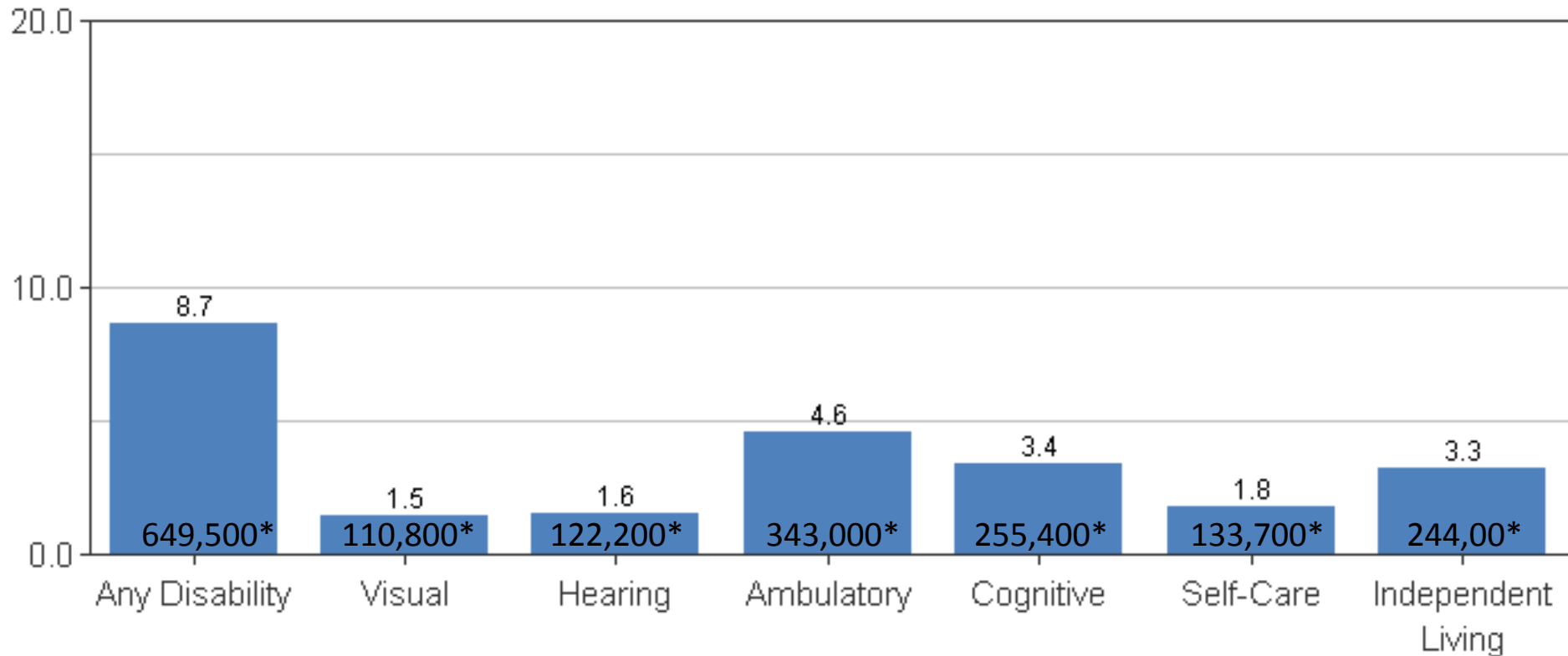


\*Total numbers reported

Source: [Cornell University](#)

# Prevalence of Disability Among Non-Institutionalized People Ages 21 to 64 in Illinois in 2012

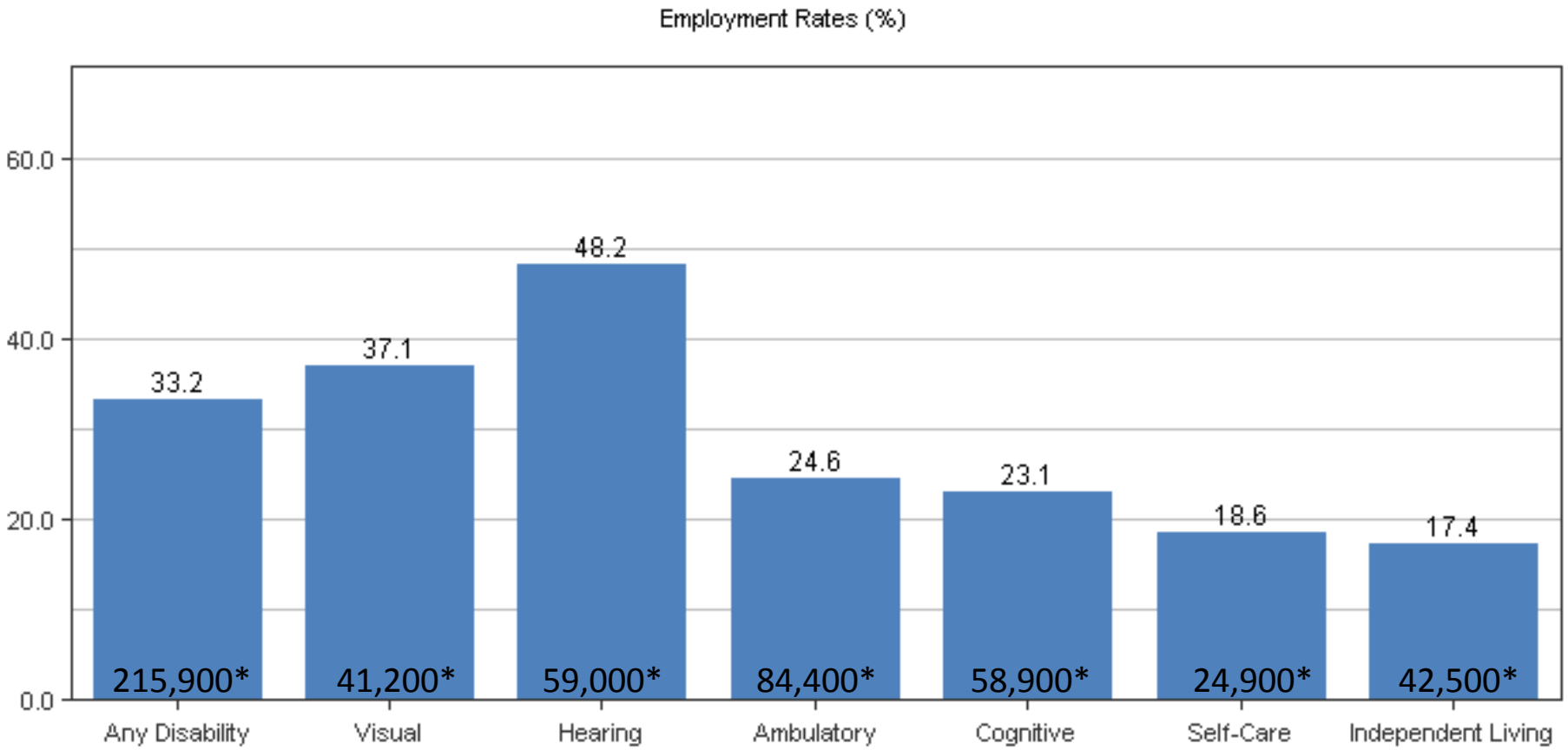
Prevalence Rates: Age 21 to 64 years (%)



\*Total numbers reported

Source: [Cornell University](#)

# Employment of Non-Institutionalized Working-Age People (Ages 21 to 64) by Disability Status in Illinois in 2012



\*Total numbers reported

Source: [Cornell University](http://www.cornell.edu)

# IL Project SEARCH Sites

❖ Northwestern University, Evanston

Project SEARCH: [www.projectsearch.us](http://www.projectsearch.us)

Contact Erin Riehle at [Erin.Riehle@cchmc.org](mailto:Erin.Riehle@cchmc.org)



# Which Employers in Your State Must Meet 503 Rules (Hire PwDs)?

## ❖ Top contractors:

- Lockheed Martin Corp.
- The Boeing Company
- General Dynamics Corp.
- Raytheon Company
- Northrop Grumman Corp.

For the complete list see the [fed spending website](http://www.fedspending.org/fpds/tables.php?tabtype=t2&subtype=t&year=2012)

<http://www.fedspending.org/fpds/tables.php?tabtype=t2&subtype=t&year=2012>

How to get started: Job Accommodation Network → <https://askjan.org/>

US Business Leadership Network → <http://usbln.org/>

# Jobs in Illinois

❖ Illinois' [top growth industries](#) are:

- Green energy, agriculture, healthcare/ healthcare IT, transportation/distribution/logistics and manufacturing.

Source: [http://workforceinvestmentworks.com/workforce\\_board\\_info.asp?st=IL](http://workforceinvestmentworks.com/workforce_board_info.asp?st=IL)

❖ [Click for your Workforce Development Board](#)

[http://workforceinvestmentworks.com/workforce\\_board\\_info.asp?st=IL](http://workforceinvestmentworks.com/workforce_board_info.asp?st=IL)

❖ [Click for your Workforce Development Plan](#)

[http://www.doleta.gov/performance/results/AnnualReports/annual\\_report.cfm](http://www.doleta.gov/performance/results/AnnualReports/annual_report.cfm)

# Resources

- ❖ StateData: The National Report on Employment Services and Outcomes, 2013 (data from 2012)
- ❖ 2012 Disability Status Report United States, Cornell University, 2012: [www.disabilitystatistics.org](http://www.disabilitystatistics.org)
- ❖ Fedspending: [www.fedspending.org](http://www.fedspending.org)
- ❖ Project SEARCH: [www.projectsearch.us](http://www.projectsearch.us)
- ❖ Job Accommodation Network: <https://askjan.org/>
- ❖ State Vocational Rehabilitation Agency: [http://wdcrobcolp01.ed.gov/Programs/EROD/org\\_list.cfm?category\\_cd=SVR](http://wdcrobcolp01.ed.gov/Programs/EROD/org_list.cfm?category_cd=SVR)
- ❖ RespectAbilityUSA: [www.respectabilityusa.org](http://www.respectabilityusa.org)

# Let Us Know If We Can Help!

**We have many resources for policy makers and employers on our website and are ready to help!**

**RespectAbilityUSA**

**4340 East-West Hwy, Suite 1100**

**Bethesda, MD 20814**

**[www.RespectAbilityUSA.org](http://www.RespectAbilityUSA.org)**

**Cell: (202) 365 – 0787**

**Jennifer Laszlo Mizrahi**

**President**

**JenniferM@RespectAbilityUSA.org**